

Thirteenth Finance Commission

2010–2015

Volume II: Annexes



December 2009

THE GAZETTE OF INDIA: EXTRAORDINARY

[Part II-SEC.3(ii)]

**MINISTRY OF FINANCE
(Department of Economic Affairs)****NOTIFICATION**New Delhi, the 13th November, 2007

S.O.1937 (E) - The following order issued by the President is published for general information:-

ORDER

In pursuance of clause (1) of article 280 of the Constitution read with the provisions contained in the Finance Commission (Miscellaneous Provisions) Act, 1951 (33 of 1951), the President is pleased to constitute a Finance Commission consisting of Dr. Vijay L. Kelkar, former Union Finance Secretary and Adviser to the then Finance Minister, as the Chairman and the following four other members namely:-

- | | |
|---|-----------------------|
| 1. Shri B.K. Chaturvedi
Member, Planning Commission | Member
(Part-Time) |
| 2. Dr. Indira Rajaraman
Professor Emeritus,
National Institute of Public Finance & Policy,
New Delhi | Member |
| 3. Dr. Abusaleh Shariff
Chief Economist,
National Council of Applied Economic Research,
New Delhi | Member |
| 4. Prof. Atul Sarma
Former Vice-Chancellor,
Rajiv Gandhi University
(Formerly Arunachal University) | Member |

2. Shri Sumit Bose shall be the Secretary to the Commission.
3. The Chairman and the other members of the Commission shall hold office upto the 31st day of October, 2009, from the date on which they respectively assume their office.
4. The Commission shall make recommendations as to the following matters, namely:-
 - (i) the distribution between the Union and the States of the net proceeds of taxes which are to be, or may be, divided between them under Chapter I Part XII of the Constitution and the allocation between the States of the respective shares of such proceeds;
 - (ii) the principles which should govern the grants-in-aid of the revenues of the States out of the Consolidated Fund of India and the sums to be paid to the States which are in need of assistance by way of grants-in-aid of their revenues under article 275 of the Constitution for purposes other than those specified in the provisos to clause (1) of that article; and
 - (iii) the measures needed to augment the Consolidated Fund of a State to supplement the resources of the Panchayats and Municipalities in the State on the basis of the recommendations made by the Finance Commission of the State.
5. The Commission shall review the state of the finances of the Union and the States, keeping in view, in particular, the operation of the States' Debt Consolidation and Relief Facility 2005-2010 introduced by the Central Government on the basis of the recommendations of the Twelfth Finance Commission, and suggest measures for maintaining a stable and sustainable fiscal environment consistent with equitable growth.

6. In making its recommendations, the Commission shall have regard, among other considerations, to-
- (i) the resources of the Central Government, for five years commencing on 1st April 2010, on the basis of levels of taxation and non-tax revenues likely to be reached at the end of 2008-09;
 - (ii) the demands on the resources of the Central Government, in particular, on account of the projected Gross Budgetary Support to the Central and State Plan, expenditure on civil administration, defence, internal and border security, debt-servicing and other committed expenditure and liabilities;
 - (iii) the resources of the State Governments, for the five years commencing on 1st April 2010, on the basis of levels of taxation and non-tax revenues likely to be reached at the end of 2008-09;
 - (iv) the objective of not only balancing the receipts and expenditure on revenue account of all the States and the Union, but also generating surpluses for capital investment;
 - (v) the taxation efforts of the Central Government and each State Government and the potential for additional resource mobilisation to improve the tax-Gross Domestic Product ratio in the case of the Union and tax-Gross State Domestic Product ratio in the case of the States;
 - (vi) the impact of the proposed implementation of Goods and Services Tax with effect from 1st April, 2010, including its impact on the country's foreign trade;
 - (vii) the need to improve the quality of public expenditure to obtain better outputs and outcomes;
 - (viii) the need to manage ecology, environment and climate change consistent with sustainable development;
 - (ix) the expenditure on the non-salary component of maintenance and upkeep of capital assets and the non-wage related maintenance expenditure on plan schemes to be completed by 31st March, 2010 and the norms on the basis of which specific amounts are recommended for the maintenance of the capital assets and the manner of monitoring such expenditure;
 - (x) the need for ensuring the commercial viability of irrigation projects, power projects, departmental undertakings and public sector enterprises through various means, including levy of user charges and adoption of measures to promote efficiency.
7. In making its recommendations on various matters, the Commission shall take the base of population figures as of 1971, in all such cases where population is a factor for determination of devolution of taxes and duties and grants-in-aid.
8. The Commission may review the present arrangements as regards financing of Disaster Management with reference to the National Calamity Contingency Fund and the Calamity Relief Fund and the funds envisaged in the Disaster Management Act, 2005 (53 of 2005), and make appropriate recommendations thereon.
9. The Commission shall indicate the basis on which it has arrived at its findings and make available the estimates of receipts and expenditure of the Union and each of the States.
10. The Commission shall make its report available by the 31st day of October, 2009, covering the period of five years commencing on the 1st day of April, 2010.

Sd/-
Smt. PRATIBHA DEVISINGH PATIL
President

[No. 10(2)-B(S)/2007]
L.M.VAS, Jt. Secy.(Budget)

New Delhi
14th November, 2007

MINISTRY OF FINANCE
(Department of Economic Affairs)

NOTIFICATION
New Delhi, the 27th March, 2008

S.O. 780(E)- The following Order made by the President is published for general information:-

ORDER

Whereas, the Thirteenth Finance Commission has been constituted by the President by Order published with the notification of the Government of India in the Ministry of Finance (Department of Economic Affairs) *vide* number S.O.1937 (E), dated the 14th November, 2007 and Dr. Abusaleh Shariff was appointed as Member of the said Commission.

And, whereas, Dr. Abusaleh Shariff has resigned as Member and the President has been pleased to accept the said resignation with effect from the 14th January, 2008;

Now, therefore, in pursuance of clause (1) of article 280 of the Constitution, read with Sections 3,4 and 6 of the Finance Commission (Miscellaneous Provisions) Act, 1951 (33 of 1951), the President is pleased to appoint Dr. Sanjiv Misra as Member of the Finance Commission vice Dr. Abusaleh Shariff and for that purpose makes the following amendment in the Order aforesaid, namely:-

In the said Order, in paragraph 1, for serial number 3 and the entries relating thereto, the following serial number and entries shall be substituted, namely:-

“3. Dr. Sanjiv Misra
Secretary (Expenditure),
Ministry of Finance,
(Department of Expenditure),
North Block, New Delhi. - Member”

Sd/-
Smt. PRATIBHA DEVISINGH PATIL
President

New Delhi
Dated, the 28th March, 2008

[F. No. 10(2)-B(S) 2007]
L.M. VAS, Addl. Secy.

Note: The principal notification for constitution of the Finance Commission was published in the Gazette of India, Extraordinary *vide* number S.O. 1937(E), dated the 14th November, 2007.

THE GAZETTE OF INDIA – EXTRAORDINARY
PART II-Section 3-Sub-section (ii)

[No. 1216]

MINISTRY OF FINANCE
(Department of Economic Affairs)

NOTIFICATION
New Delhi, the 25th August, 2008

S.O. 2107- The following Order made by the President is published for general information :-

ORDER

In pursuance of clause (1) of article 280 of the Constitution read with the provisions contained in the Finance Commission (Miscellaneous Provisions) Act, 1951 (33 of 1951), the President is pleased to amend the Order number S.O.1937 (E), dated the 13th November, 2007 published in the Gazette of India (Extraordinary), dated the 14th November, 2007, namely :-

In the said Order, after Paragraph 8, the following Paragraph shall be inserted, namely, -

“8. A. Having regard to the need to bring the liabilities of the Central Government on account of oil, food and fertilizer bonds into the fiscal accounting, and the impact of various other obligations of the Central Government on the deficit targets, the Commission may review the roadmap for fiscal adjustment and suggest a suitably revised roadmap with a view to maintaining the gains of fiscal consolidation through 2010 to 2015.”

Sd/-

Smt. PRATIBHA DEVISINGH PATIL
President

New Delhi
25th August, 2008

[F.No. 10(2)-B(S)/2007]
L.M.VAS, Addl. Secy. (Budget)

Note:-The Order number S.O. 1937(E), dated the 13th November, 2007 was published in Part II, Section 3, Sub-section (i) of the Gazette of India, *vide*, S.O. 1937 (E), dated the 14th November, 2007.

THE GAZETTE OF INDIA – EXTRAORDINARY
PART II-Section 3-Sub-section (ii)

MINISTRY OF FINANCE
(Department of Economic Affairs)

NOTIFICATION
New Delhi, the 18th October, 2009

S. O. 2629(E). - The following Order made by the President is to be published for general information:-

ORDER

In pursuance of the provisions of Article 280 of the Constitution read with Sections 6 and 8 of the Finance Commission (Miscellaneous Provisions) Act, 1951 (33 of 1951), the President hereby directs that-

- (i) in the Order dated the 14th November, 2007 published in the Gazette of India, Extraordinary *vide* notification of the Government of India in the Ministry of Finance (Department of Economic Affairs), number S.O. 1937 (E), dated the 14th November, 2007, -
 - (a) in paragraph 3, for the words, figures and letters “the 31st day of October, 2009”, the words, figures and letters “the 31st day of January, 2010” shall be substituted;
 - (b) in paragraph 10, for the words, figures and letters “the 31st day of October, 2009”, the words, figures and letter “the 31st day of December, 2009” shall be substituted.

Sd/-
Smt. PRATIBHA DEVISINGH PATIL
President

[F. No. 10(3)-B(S)/2009]
SHAKTIKANTA DAS, Jt. Secy. (Budget)

Note:-The principal notification was published in the Gazette of India, Extraordinary *vide* notification number S.O. 1937(E), dated the 14th November, 2007.

List of Sanctioned Posts

Sl. No.	Name of the Post	No. of Posts	Scale of Pay (Rs.) (Pre-revised)	Revised Pay Band and Grade Pay w.e.f. 1.1.2006
1.	Secretary (to be operated at the level of Additional Secretary/or Secretary to the Government of India)	1	Rs.26,000/-(fixed)/ 22400-24500/-	Rs.80,000/- (fixed)/ HAG 67,000 (annual increment @3%) 79000
2.	Joint Secretary	3	18,400-22,400/-	PB-4 GP-10000
3.	Economic Adviser	1	18,400-22,400/-	PB-4 GP-10000
4.	Director	4	14300-18300	PB-4 GP-8700
5.	Joint Director	3	12000-16500	PB-3 GP-7600
6.	PS to Chairman	1	12000-16500	PB-3 GP-7600
7.	Deputy Director	6	10000-15200	PB-3 GP-6600
8.	PPS / Addl. PS	5	10000-15200	PB-3 GP-6600
9.	Librarian & Information Officer	1	10000-15200	PB-3 GP-6600
10.	Assistant Director	8	8000-13500	PB-3 GP-5400
11.	Admn.-cum-A/C Officer	1	8000-13500	PB-3 GP-5400
12.	Superintendent/SAS Accountant	1	6500-10500	PB-2 GP-4600
13.	Steno Gr. 'B'	6	6500-10500	PB-2 GP-4800
14.	Economic Investigator Gr.I (Redesignated as Economic Officer)	10	6500-10500	PB-2 GP-4600
15.	Assistant	4	6500-10500	PB-2 GP-4200
16.	Cashier	1	5500-9000	PB-2 GP-4200
17.	Steno Gr. 'C'	8	6500-10500	PB-2 GP-4200
18.	Hindi Steno Gr. 'C'	1	6500-10500	PB-2 GP-4200
19.	Steno Gr. 'D'	4	4000-6000	PB-1 GP-2400
20.	UDC	2	4000-6000	PB-1 GP-2400
21.	Telephone Operator	1	3050-4590	PB-1 GP-1900
22.	Hindi Typist	1	3050-4590	PB-1 GP-1900
23.	LDC/Typist	3	3050-4590	PB-1 GP-1900
24.	Staff Car Driver	5	3050-4590	PB-1 GP-1900
25.	Jamadar (Senior Peon)	5	2610-4000	PB-1 GP-1800
	Total	86		

List of Functionaries

Chairman	Dr. Vijay Kelkar
Members	Shri B.K. Chaturvedi, Dr. Indira Rajaraman, Prof. Atul Sarma, Dr. Sanjiv Misra
Secretary	Shri Sumit Bose, IAS
Joint Secretary	Shri V. Bhaskar, IAS, Shri B.S. Bhullar, IAS
Economic Adviser	Dr. Rathin Roy (upto 30 September 2009)
Adviser	Dr. G.R. Reddy (from 29 September 2009 to 31 December 2009)
Directors	Shri Rajib Kumar Sen, IES, Shri P.K. Verma, IA&AS, Shri S.K. Bansal (upto 31 August 2009; as Dy. Secy. upto 4 August 2008), Shri Sanjeev Joshi, IES (upto 6 December 2009; as Jt. Dir. upto 31 August 2009)
Deputy Secretary	Shri Ritvik Ranjanam Pandey, IAS
Joint Directors	Dr. R.N. Sharma, Shri Subhra Ray (upto 26 August 2009), Smt. Neeru Shad Sharma (as Dy. Dir. upto 21 September 2009)
PS to Chairman	Shri S. Ravi
Deputy Directors	Shri Harish Pkhriyal, Dr. Manish Gupta, Shri J.K. Rathee, IES, Shri Anand Singh Parmar (as Asst. Dir. upto 15 June 2008), Shri D. Brahma Reddy (upto 7 December 2009), Shri Upendra Sharma
Librarian & Information Officer	Shri D.K. Sharma
PPS	Smt. Promila Rajvanshi
Assistant Directors	Shri Jnanatosh Roy, Shri Mukesh Sharma, Shri A.K. Sinha, Shri Baidhar Swain, Shri B.L. Meena, Shri S.K. Aggarwal, Shri Ritesh Kr. Singh (upto 7 May 2008)
Admn-cum-Accts. Officer	Shri Mukesh Kumar
Section Officer	Shri Dalip Singh (Assistant upto 3 November 2009)
Steno Grade 'B'	Smt. Geetha Govind, Shri Jagtar Singh, Shri Dhiraj Kumar, Shri J.K. Ahuja, Shri D.S. Kakkar (as Steno Grade 'C' upto 5 October 2009), Shri Lalit Kumar (upto 1 March 2009)
Research Officer	Ms. Sushmita Sahu
Superintendent/SAS Accountant	Shri Vineesh Arora
Economic Officers	Shri Ritesh Kumar, Shri Manish Dev, Shri Sandeep Kumar, Shri Ajai Kumar Mathur, Shri K.M. Krishnan, Shri Anil Kumar, Ms. Manju Vatsa, Ms. Darshy Sinha, Shri Avik Sankar Maitra
Assistants	Shri A. Ravindran, Shri N. Ramakrishnan (upto 5 July 2009), Shri Arun Kumar S. (upto 31 August 2008)
Stenographers Grade 'C'	Shri V. Ravi, Shri Promod Pant, Shri Ranjan Giri, Shri Deepak Kumar, Shri Santosh Kumar Gupta (upto 13 September 2009)
Hindi Stenographer Grade 'C'	Shri Ramdeo Nayak
Research Assistants	Shri Shiv Dev Singh (from 11 August 2008), Shri Anand Prakash Ekka (from 3 March 2008 to 8 August 2008), Shri Imdadul Islam Haldar (from 3 March 2008 to 8 August 2008), Shri Anil Kumar (from 28 May 2009 to 31 July 2009), Ms. Karamjeet Kaur (from 25 May 2009 to 4 August 2009), Shri Dinesh Kumar (from 10 August 2009), Shri Bhawesh Kumar Sah (from 10 August 2009), Ms. Shweta (from 6 June 2008 to 31 August 2008)
Cashier	Shri Manoj Kumar Jain
UDCs	Shri Sham Lal, Shri Sanjay Kumar
LDCs	Shri Ramesh Kumar, Shri Krishan Gopal, Shri Satyaveer Singh (upto 12 August 2009)
Staff Car Drivers	Shri Harpal Singh, Shri H.C. Mahato, Shri Vijay Ray, Shri P.S. Rautela, Shri Darwan Prashad
Sr. Peons	Shri Shatrudhan Pd. Sah, Shri Harshpal Singh, Shri Narinder Kumar, Shri Ramesh Kumar
Consultants	Shri S.R. Dongre (from 1 November 2007 to 11 January 2008)

No.F.10 (6)-B(S)/2007
Government of India
Ministry of Finance
Department of Economic Affairs
(Budget Division)

New Delhi dated the 11th February, 2008.

To
The Pay and Accounts Officer,
Ministry of Finance,
Department of Economic Affairs,
New Delhi.

Subject: Delegation of Powers of “Department” of the Central Government to the Thirteenth Finance Commission.

Sir,

The undersigned is directed to state that it has been decided in consultation with the Department of Expenditure to delegate powers of a Department of the Central Government under the Delegation of Financial Powers Rules, 1978 (DFPRs), to the Thirteenth Finance Commission (TFC), except the powers to:

- (i) Create posts
- (ii) Write off losses, and
- (iii) Re-appropriation of funds exceeding 10 per cent of the original budget provision for either of the primary units of appropriation or sub-head i.e., the primary units or sub-head from which the funds are being re-appropriated or the primary unit or sub-head to which funds are to be re-appropriated, whichever is less.

2. The above enhanced powers will be subject to the adherence of the provision of DFPRs and orders issued by the Department of Expenditure, Ministry of Finance, Government of India, from time to time. These powers shall be exercised by TFC in consultation with FA (Finance).

3. This issue with the concurrence of IFA vide their FT No. 15/US (IF-I).07 dated 3rd January, 2008.

Sd/-
(Naresh Kumar)
Deputy Director (Budget)

Annex 2.8

(Para 2.9)

Public Notice

1. The Thirteenth Finance Commission invites suggestions on issues related to its terms of reference from the members of the general public, Institutions and Organisations.
2. The Thirteenth Finance Commission has been constituted in pursuance of the provisions of Article 280 of the Constitution of India by the President under the Chairmanship of Dr. Vijay L. Kelkar vide a Notification dated 13th November, 2007. The Commission shall make recommendations covering a period of five years commencing on the 1st April 2010 as to the following matters:
 - (i) the distribution between the Union and the States of the net proceeds of taxes which are to be, or may be, divided between them under Chapter I Part XII of the Constitution and the allocation between the States of the respective shares of such proceeds;
 - (ii) the principles which should govern the grants-in-aid of the revenues of the States out of the Consolidated Fund of India and the sums to be paid to the States which are in need of assistance by way of grants-in-aid of their revenues under article 275 of the Constitution for purposes other than those specified in the provisos to clause (1) of that article; and
 - (iii) the measures needed to augment the Consolidated Fund of a State to supplement the resources of the Panchayats and Municipalities in the State on the basis of the recommendations made by the Finance Commission of the State.
3. The Commission shall review the state of the finances of the Union and the States, keeping in view, in particular, the operation of the States' Debt Consolidation and Relief Facility 2005-2010 introduced by the Central Government on the basis of the recommendations of the Twelfth Finance Commission, and suggest measures for maintaining a stable and sustainable fiscal environment consistent with equitable growth.
4. In making its recommendations, the Commission shall have regard, among other considerations, to –
 - (i) the resources of the Central Government, for five years commencing on 1st April 2010, on the basis of levels of taxation and non-tax revenues likely to be reached at the end of 2008-09;
 - (ii) the demands on the resources of the Central Government, in particular, on account of the projected Gross Budgetary Support to the Central and State Plan, expenditure on civil administration, defence, internal and border security, debt-servicing and other committed expenditure and liabilities;
 - (iii) the resources of the State Governments, for the five years commencing on 1st April 2010, on the basis of levels of taxation and non-tax revenues likely to be reached at the end of 2008-09;
 - (iv) the objective of not only balancing the receipts and expenditure on revenue account of all the States and the Union, but also generating surpluses for capital investment;
 - (v) the taxation efforts of the Central Government and each State Government and the potential for additional resource mobilisation to improve the tax-Gross Domestic Product ratio in the case of the Union and tax-Gross State Domestic Product ratio in the case of the States;
 - (vi) the impact of the proposed implementation of Goods and Services Tax with effect from 1st April, 2010, including its impact on the country's foreign trade;
 - (vii) the need to improve the quality of public expenditure to obtain better outputs and outcomes;
 - (viii) the need to manage ecology, environment and climate change consistent with sustainable development;
 - (ix) the expenditure on the non-salary component of maintenance and upkeep of capital assets and the non-wage related maintenance expenditure on plan schemes to be completed by 31st March, 2010 and the norms on the basis of which specific amounts are recommended for the maintenance of the capital assets and the manner of monitoring such expenditure;
 - (x) the need for ensuring the commercial viability of irrigation projects, power projects, departmental undertakings and public sector enterprises through various means, including levy of user charges and adoption of measures to promote efficiency.

Thirteenth Finance Commission

5. In making its recommendations on various matters, the Commission shall take the base of population figures as of 1971, in all such cases where population is a factor for determination of devolution of taxes and duties and grants-in-aid.
6. The Commission may review the present arrangements as regards financing of Disaster Management with reference to the National Calamity Contingency Fund and the Calamity Relief Fund and the funds envisaged in the Disaster Management Act, 2005(53 of 2005), and make appropriate recommendations thereon.
7. The Commission shall indicate the basis on which it has arrived at its findings and make available the estimates of receipts and expenditure of the Union and each of the States.
8. This notice as well as relevant material on the previous Finance Commissions is available on the website of the Finance Commission <http://fincomindia.nic.in>
9. The Finance Commission would encourage suggestions/views from all interested organisations and individuals which may be sent by 31st March, 2008 in any of the following manner:
 - (i) By post, addressed to the Secretary, Thirteenth Finance Commission, Jeevan Bharti Building, Tower-1, Ground Floor, Parliament Street, New Delhi – 110 001.
 - (ii) Through e-mail to : secy-ftp@nic.in
 - (iii) Through website <http://fincomindia.nic.in> by clicking on hyperlink 'call for suggestions'

Rules of Procedure

In exercise of the powers vested by Clause (4) of Article 280 of the Constitution of India and Section 8 of the Finance Commission (Miscellaneous Provisions) Act, 1951 (XXXIII of 1951), the Thirteenth Finance Commission lays down the following rules to determine its procedure, viz.

1. Formal meetings of the Commission shall be held as and when necessary for taking evidence and/or for meeting representatives of the Central and State Governments and other public bodies and persons. The time and place of such meetings shall be fixed by the Secretary after ascertaining the convenience of the Chairman and Members.
2. Internal meetings of the Commission shall be informal.
3. All meetings of the Commission shall be held in private session.
4. Meetings shall ordinarily be so arranged that all the Members are present. If for unavoidable reasons, any Member is unable to attend, meetings may still be held if at least three Members including the Chairman are present. If for any reason, the Chairman is unable to attend, he may nominate one of the members to chair the meeting.
5. Such officer(s) of the Commission shall be present at the meetings of the Commission as are so directed by the Secretary, in consultation with the Chairman.
6. The minutes of the proceedings of informal meetings shall be maintained by the Secretary in the form of a Minute-book and shall be circulated to the members. The minutes shall be put up for confirmation in the next meeting of the Commission.
7. No verbatim record of the proceedings of the formal meetings of the Commission shall ordinarily be kept. When no verbatim record is kept, a summary of the proceedings of the meetings shall be prepared by or under the direction of the Secretary as soon as possible and shall be circulated to the Members of the Commission. When a verbatim record is kept, the portion relating to each witness shall be sent to him before it is finally taken on record.
8. No information relating to the meetings or the work of the Commission shall be furnished to the press by any member of the staff except under the direction of the Chairman or Secretary.
9. The Secretary of the Commission, under the general direction of the Chairman, shall be in overall charge of the office of the Commission and shall be responsible to the Commission for its proper functioning.
10. All communications from the Commission, other than a formal report, shall be signed by the Chairman or the Secretary (or by an officer not below the rank of a Deputy Secretary authorised by the Secretary to sign on his behalf) as may be appropriate, but no communication purporting to express the views of the Commission shall be issued without its approval.
11. The Secretary shall submit to the Commission all communications or proposals relating to the terms and conditions of service of the Chairman/ Members of the commission or such matters, which personally concern them. Action in such matters will be taken only in consultation with the Chairman/ Member(s)/Commission, as may be appropriate.
12. The Secretary shall keep the Commission informed from time to time of all important matters pertaining to the work of the Commission.
13. All appointments to gazetted posts of the Commission, including those made by transfer from other Governments or Government Departments except those where the approval of Appointments Committee of Cabinet is required, shall be made by the Secretary. The appointments requiring the approval of the Appointments Committee of Cabinet and those of consultants shall be made with the approval of the Chairman.
14. Appointments of staff other than those referred to in Rule 13, including staff obtained on transfer from other Governments or Government Departments shall be made by the Secretary, or by an officer not below the rank of Deputy Secretary, duly authorised by him.
15. The provisions of rules 13 and 14 shall be subject to the condition that in respect of appointments of the personal staff of the Members of the Commission, the Member concerned shall be consulted.

Thirteenth Finance Commission

16. The Secretary may grant leave, whether regular or casual, to a Gazetted Officer. As regards the non-Gazetted staff, the leave may be sanctioned by an officer not below the rank of Deputy Secretary authorised by the Secretary for the purpose. In the case of the personal staff of the Chairman and members of the Commission, they will be duly consulted before leave is granted to them.
17. The budget and the revised estimates of the Commission shall be submitted to the Commission for approval before they are communicated by the Secretary to the Finance Ministry.
18. All communications received by the Commission dealing with the matters on which they have to submit a report to the President, all material placed before the Commission and all discussions at the meeting of the Commission shall be treated as confidential.

Commission Meetings

Meeting	Date
First meeting	3 January 2008
Second meeting	17 January 2008
Third meeting	24 January 2008
Fourth meeting	7 February 2008
Fifth meeting	14 February 2008
Sixth meeting	21 February 2008
Seventh meeting	7 March 2008
Eighth meeting	13 March 2008
Ninth meeting	20 March 2008
Tenth meeting	3 April 2008
Eleventh meeting	17 April 2008
Twelfth meeting	24 April 2008
Thirteenth meeting	1 May 2008
Fourteenth meeting	8 May 2008
Fifteenth meeting	22 May 2008
Sixteenth meeting	29 May 2008
Seventeenth meeting	5 June 2008
Eighteenth meeting	12 June 2008
Nineteenth meeting	18 June 2008
Twentieth meeting	25 June 2008
Twenty-first meeting	10-11 July 2008
Twenty-second meeting	16 July 2008
Twenty-third meeting	22 July 2008
Twenty-fourth meeting	25 July 2008
Twenty-fifth meeting	29 July 2008
Twenty-sixth meeting	1 August 2008
Twenty-seventh meeting	5 August 2008
Twenty-eighth meeting	12 August 2008
Twenty-ninth meeting	14 August 2008
Thirtieth meeting	19 August 2008
Thirty-first meeting	26 August 2008
Thirty-second meeting	3 September 2008
Thirty-third meeting	4 September 2008
Thirty-fourth meeting	11 September 2008
Thirty-fifth meeting	18 September 2008
Thirty-sixth meeting	19 September 2008
Thirty-seventh meeting	22 September 2008
Thirty-eighth meeting	23 September 2008
Thirty-ninth meeting	1 October 2008
Fortieth meeting	7 October 2008

Meeting	Date
Forty-first meeting	30 October 2008
Forty-second meeting	4 November 2008
Forty-third meeting	6 November 2008
Forty-fourth meeting	14 November 2008
Forty-fifth meeting	21 November 2008
Forty-sixth meeting	25 November 2008
Forty-seventh meeting	27 November 2008
Forty-eighth meeting	28 November 2008
Forty-ninth meeting	2 December 2008
Fiftieth	3 December 2008
Fifty-first meeting	8 December 2008
Fifty-second meeting	24 December 2008
Fifty-third meeting	1 January 2009
Fifty-fourth meeting	6 January 2009
Fifty-fifth meeting	13 January 2009
Fifty-sixth meeting	15 January 2009
Fifty-seventh meeting	16 January 2009
Fifty-eighth meeting	2 February 2009
Fifty-ninth meeting	3 February 2009
Sixtieth meeting	4 February 2009
Sixty-first meeting	12 February 2009
Sixty-second meeting	17 February 2009
Sixty-third meeting	18 February 2009
Sixty-fourth meeting	3 March 2009
Sixty-fifth meeting	4 March 2009
Sixty-sixth meeting	12 March 2009
Sixty-seventh meeting	19 March 2009
Sixty-eighth meeting	25 March 2009
Sixty-ninth meeting	26 March 2009
Seventieth meeting	27 March 2009
Seventy-first meeting	31 March 2009
Seventy-second meeting	2 April 2009
Seventy-third meeting	9 April 2009
Seventy-fourth meeting	15 April 2009
Seventy-fifth meeting	16 April 2009
Seventy-sixth meeting	21 April 2009
Seventy-seventh meeting	5 May 2009
Seventy-eighth meeting	12 May 2009
Seventy-ninth meeting	14 May 2009
Eightieth meeting	19 May 2009

Thirteenth Finance Commission

Meeting	Date
Eighty-first meeting	1 June 2009
Eighty-second meeting	12 June 2009
Eighty-third meeting	16 June 2009
Eighty-fourth meeting	18 June 2009
Eighty-fifth meeting	25 June 2009
Eighty-sixth meeting	7 July 2009
Eighty-seventh meeting	9 July 2009
Eighty-eighth meeting	17 July 2009
Eighty-ninth meeting	31 July 2009
Ninetieth meeting	4 August 2009
Ninety-first meeting	6 August 2009
Ninety-second meeting	11 August 2009
Ninety-third meeting	25 August 2009
Ninety-fourth meeting	27 August 2009
Ninety-fifth meeting	29 August 2009
Ninety-sixth meeting	1 September 2009
Ninety-seventh meeting	3 September 2009
Ninety-eighth meeting	8 September 2009
Ninety-ninth meeting	15 September 2009
Hundredth meeting	18 September 2009
One hundred and first meeting	22 September 2009
One hundred and second meeting	29 September 2009

Meeting	Date
One hundred and third meeting	6 October 2009
One hundred and fourth meeting	8 October 2009
One hundred and fifth meeting	22 October 2009
One hundred and sixth meeting	27 October 2009
One hundred and seventh meeting	29 October 2009
One hundred and eighth meeting	3 November 2009
One hundred and ninth meeting	5 November 2009
One hundred and tenth meeting	10 November 2009
One hundred and eleventh meeting	13 November 2009
One hundred and twelfth meeting	14 November 2009
One hundred and thirteenth meeting	17 November 2009
One hundred and fourteenth meeting	19 November 2009
One hundred and fifteenth meeting	24 November 2009
One hundred and sixteenth meeting	26 November 2009
One hundred and seventeenth meeting	30 November 2009
One hundred and eighteenth meeting	1 December 2009
One hundred and nineteenth meeting	5 December 2009
One hundred and twentieth meeting	8 December 2009
One hundred and twenty first meeting	15 December 2009
One hundred and twenty second meeting	16 December 2009
One hundred and twenty third meeting	18 December 2009

**Meeting with Economists and Economic Administrators held at India Habitat Centre,
New Delhi on 23 January 2008****LIST OF PARTICIPANTS**

- 1 Dr. Amaresh Bagchi, Member, Commission on Centre-State Relations, New Delhi
- 2 Dr. M. Govinda Rao, Director, National Institute of Public Finance & Policy (NIPFP), New Delhi
- 3 Prof. O.P. Mathur, National Institute of Public Finance & Policy (NIPFP), New Delhi
- 4 Dr. Tapas Kumar Sen, Senior Fellow, National Institute of Public Finance & Policy (NIPFP), New Delhi
- 5 Dr. Pratap Bhanu Mehta, President & Chief Executive, Centre for Policy Research, New Delhi
- 6 Prof. Mahesh C. Purohit, President and Director, Foundation for Public Economics and Policy Research (FPEPR), New Delhi
- 7 Dr. Ligia Naronha, Director, Resources and Global Security Division, The Energy and Resources Institute (TERI), New Delhi
- 8 Dr. K. Srinath Reddy, President, Public Health Foundation of India, New Delhi
- 9 Shri Amitabha Pande, Secretary, Inter-State Council Secretariat, Ministry of Home Affairs, New Delhi
- 10 Shri J.L. Bajaj, IAS (Retd.)
- 11 Shri S.C. Tripathi, IAS (Retd.)
- 12 Shri Anupam Dasgupta, Member, National Consumer Disputes Redressal Commission, New Delhi
- 13 Dr. Renuka Viswanathan, Secretary (Coord. & PG), Cabinet Secretariat, New Delhi
- 14 Shri B.S. Baswan, Director, Indian Institute of Public Administration, New Delhi
- 15 Shri H.S. Brahma, Special Secretary, National Disaster Management Authority, New Delhi
- 16 Dr. Amrita Rangasamy, Director, Centre for the Study of Administration of Relief, New Delhi
- 17 Prof. A.K. Singh, Director, Giri Institute of Development Studies, Lucknow
- 18 Dr. Lakhwinder Singh, Reader, Department of Economics, Punjabi University, Patiala
- 19 Dr. Haseeb A. Drabu, Chairman & Chief Executive, Jammu & Kashmir Bank Ltd., Srinagar, Kashmir
- 20 Shri Manoj Bhatt, Lecturer, Department of Economics, University of Jammu, Jammu
- 21 Prof.(Dr.) Himal Chand, Centre for Research in Rural and Industrial Development (CRRID), Chandigarh
- 22 Prof. Vidya Sagar, Institute of Development Studies (IDS), Jaipur, Rajasthan

Thirteenth Finance Commission

- 23 Dr. Vijay Kelkar, Chairman
- 24 Shri B.K. Chaturvedi, Member
- 25 Dr. Indira Rajaraman, Member
- 26 Prof. Atul Sarma, Member
- 27 Shri Sumit Bose, Secretary
- 28 Shri S.K. Bansal, Deputy Secretary

**Meeting with Economists and Economic Administrators held at Wallajah Hall
Taj Connemara, Chennai on 25 February 2008**

LIST OF PARTICIPANTS

- 1 Shri Narayan Valluri, IAS (Retd.), (Former Member Finance Commission), Hyderabad
- 2 Shri S. Narayanan, IAS (Retd.), (Former Permanent Representative to WTO), Hyderabad
- 3 Prof. J.V.M. Sarma, Department of Economics, University of Hyderabad
- 4 Dr. G.R. Reddy, Consultant, Centre for Economics & Social Studies, Hyderabad
- 5 Shri Venkatramani Bhaskar, Chief Electoral Officer, Government of Andhra Pradesh, Hyderabad
- 6 Dr. Paramita Dasgupta, Dean of Training & Conferences, Administrative Staff College of India, Hyderabad
- 7 Shri B.K. Bhattacharya, Retired Chief Secretary, Government of Karnataka, Bangalore
- 8 Shri S.L. Rao, Chairman, Institute for Social and Economic Change, Bangalore
- 9 Prof. Prabhat Patnaik, Vice Chairman, State Planning Board, Thiruvananthapuram
- 10 Dr. Pinaki Chakraborty, Associate Fellow, Centre for Development Studies, Thiruvananthapuram
- 11 Prof. M.A. Oommen, Institute of Social Sciences, Thiruvananthapuram
- 12 Dr. Paul A. Appasamy, Vice Chancellor, Karunya University, Coimbatore
- 13 Dr. D.K. Srivastava, Director, Madras School of Economics, Chennai
- 14 Prof. U. Shankar, Madras School of Economics, Chennai
- 15 Dr. R. Srinivasan, Full-time Member, State Planning Commission, Chennai
- 16 Dr. C. Bhujanga Rao, Madras School of Economics, Chennai
- 17 Shri K. Venkatesan, Former Secretary Expenditure, Chennai
- 18 Dr. S. Narayan, Former Union Finance Secretary, Chennai
- 19 Shri G. Ramachandran, Member, Sixth Finance Commission, Chennai
- 20 Dr. K. Venkataraman, Chairman, Public Expenditure Round Table Trust, Chennai

Thirteenth Finance Commission

- 21 Dr. Vijay Kelkar, Chairman
- 22 Shri Sumit Bose, Secretary

**Meeting with Economists and Economic Administrators held at Conference Room
(11th Floor), Reserve Bank of India, Kolkata on 10 March 2008**

LIST OF PARTICIPANTS

- 1 Shri Tarun K. Datta, Former Chief Secretary, Government of West Bengal, Kolkata
- 2 Dr. Padmaja Mishra, Professor of Economics, Utkal University, Bhubaneswar
- 3 Prof. Amita Majumder, Indian Statistical Institute, Kolkata
- 4 Shri Debabrata Bandyopadhyay, Former Secretary, Government of India, Kolkata
- 5 Prof. Abhirup Sarkar, Indian Statistical Institute, Kolkata
- 6 Shri S.K. Misra, Chairman, Chhattisgarh State Electricity Regulatory Commission, Raipur
- 7 Dr. Shaibal Gupta, Member Secretary, Asian Development Research Institute, Patna
- 8 Prof. Nripendra Nath Bandyopadhyay, Member, Third State Finance Commission, Kolkata
- 9 Prof. Ajitava Raychaudhuri, Department of Economics, Jadavpur University, Kolkata
- 10 Dr. Hanumant Yadav, Visiting Professor of Economics, Hidayatullah National Law University, Raipur
- 11 Prof. H.K. Pradhan, Xavier Labour Relations Institute (XLRI), Jamshedpur, Jharkhand
- 12 Dr. Ramakant Agrawal, Xavier Institute of Social Services, Ranchi, Jharkhand
- 13 Dr. R.K. Panda, Professor in Economics, Utkal University, Bhubaneswar
- 14 Prof. Achin Chakraborty, Prof. of Economics, Institute of Development Studies, Calcutta University, Kolkata
- 15 Shri G. Bhattacharjee, Principal Director, Audit (Central), West Bengal, Kolkata
- 16 Shri Venkatramani Bhaskar, Chief Electoral Officer, Government of Andhra Pradesh, Hyderabad

Thirteenth Finance Commission

- 17 Dr. Vijay Kelkar, Chairman
- 18 Shri B.K. Chaturvedi, Member
- 19 Dr. Indira Rajaraman, Member
- 20 Shri Sumit Bose, Secretary
- 21 Shri B.S. Bhullar, Joint Secretary

**Meeting with Economists and Economic Administrators held at Yashwantrao Chavan
Academy of Development Administration (YASHADA), Pune on 26 March 2008**

LIST OF PARTICIPANTS

- 1 Dr. Pradeep Apte, Department of Economics, Fergusson College, Pune
- 2 Dr. Vijay Paranjpye, Environmental Economist, Pune
- 3 Prof. Desarda, Aurangabad
- 4 Dr. Vinayak B. Bishe, Aurangabad
- 5 Prof. Nireesh Shah, Director, Sardar Patel Institute of Economics & Social Research, Ahmedabad
- 6 Shri A.K. Agarwal, IAS (Retd.), Chairman, Pay Commission, MP
- 7 Shri C. Rajasekhar, Associate Professor of Economics, National Law Institute, Bhopal
- 8 Prof. P.F.X. D'Lima, Panaji, Goa
- 9 Shri V.K. Shunglu, Former Comptroller and Auditor General of India
- 10 Dr. V.V. Rama Subba Rao, IAS (Retd.)
- 11 Prof. Dhanmanjin Sathe, Head, Department of Economics, University of Pune
- 12 Shri V. Ramani, Director General, YASHADA, Pune

Thirteenth Finance Commission

- 13 Dr. Vijay Kelkar, Chairman
- 14 Dr. Indira Rajaraman, Member
- 15 Prof. Atul Sarma, Member
- 16 Shri Sumit Bose, Secretary
- 17 Shri B.S. Bhullar, Joint Secretary

**Meeting with Economists and Economic Administrators held at Hotel Pinewood, Shillong,
Meghalaya on 10 April 2008**

LIST OF PARTICIPANTS

- 1 Prof. Lianzela, Department of Economics, Mizoram University, Aizawl
- 2 Prof. L. Tombi Singh, Department of Economics, Manipur University, Imphal
- 3 Dr. Priyoranjan Singh, Department of Economics, Manipur University, Imphal
- 4 Prof. E. Bijoy Kumar Singh, Department of Economics, Manipur University, Imphal
- 5 Prof. Amar Yumnam, Department of Economics, Manipur University, Imphal
- 6 Prof. Amitava Mitra, Dean, Faculty of Social Sciences, Rajiv Gandhi University, Itanagar, Arunachal Pradesh
- 7 Prof. Tamo Mibang, Director, AITS, Rajiv Gandhi University, Itanagar, Arunachal Pradesh
- 8 Dr. Sushanta Kumar Nayak, Head, Department of Economics, Rajiv Gandhi University, Itanagar, Arunachal Pradesh
- 9 Dr. S. Borbora, Deptt. of Humanities and Social Sciences, Indian Institute of Technology, Guwahati
- 10 Prof. J.K. Gogoi, Department of Economics, Dibrugarh University, Assam
- 11 Prof. Keya Sengupta, Department of Economics, Assam University, Silchar
- 12 Prof. M.P. Bezbaruah, Department of Economics, Gauhati University, Guwahati
- 13 Prof. Homeswar Goswami, Dibrugarh University, Dibrugarh
- 14 Prof. K. C. Borah, Dibrugarh University, Dibrugarh
- 15 Dr. Paramita Saha, Department of Economics, Tripura University, Agartala
- 16 Dr. Amitabha Sinha, Department of Economics, Tripura University, Agartala
- 17 Dr. Jayanta Roy, Principal Adviser, Confederation of Indian Industry (CII), New Delhi
- 18 Prof. B. Mishra, North-Eastern Hill University, Shillong
- 19 Dr. L. S. Gassah, North-Eastern Hill University, Shillong
- 20 Dr. (Mrs.) I. K. Barthakur, Member, NEC, Nongrim Hills, Shillong
- 21 Dr. K. Z. Ovung, Senior Lecturer, Department of Economics, MTC, Nagaland
- 22 Prof. A. K. Agarwal, Department of Economics, Mizoram University, Aizawl
- 23 Shri Falguni Raj Kumar, Secretary, NEC, Shillong
- 24 Prof. David Syiemlieh, Department of History, North Eastern Hill University (NEHU), Shillong

Thirteenth Finance Commission

- 25 Dr. Vijay Kelkar, Chairman
- 26 Dr. Indira Rajaraman, Member
- 27 Prof. Atul Sarma, Member
- 28 Dr. Sanjiv Misra, Member
- 29 Shri Sumit Bose, Secretary
- 30 Shri B. S. Bhullar, Joint Secretary

**Meeting with Chairmen and Members of Previous Finance Commissions held at India
International Centre, New Delhi on 2 May 2008**

LIST OF PARTICIPANTS

- 1 Shri N.K.P Salve, Chairman, Ninth Finance Commission
- 2 Shri K.C. Pant, Chairman, Tenth Finance Commission
- 3 Shri G. Ramachandran, Member Secretary, Sixth Finance Commission
- 4 Shri C.H. Hanumantha Rao, Member, Seventh Finance Commission
- 5 Shri V.B. Eswaran, Member Secretary, Seventh Finance Commission
- 6 Shri Lal Thanhawla, Member, Ninth Finance Commission
- 7 Shri Mahesh Prasad, Member Secretary, Ninth Finance Commission
- 8 Shri Debi Prosad Pal, Member, Tenth Finance Commission
- 9 Shri B.P.R. Vithal, Member, Tenth Finance Commission
- 10 Shri Arun Sinha, Member Secretary, Tenth Finance Commission
- 11 Shri J.C. Jetly, Member, Eleventh Finance Commission
- 12 Shri T.N. Srivastava, Member Secretary, Eleventh Finance Commission
- 13 Shri Som Pal, Member (Part-Time), Twelfth Finance Commission

Thirteenth Finance Commission

- 14 Dr. Vijay Kelkar, Chairman
- 15 Mr. B.K. Chaturvedi, Member
- 16 Dr. Indira Rajaraman, Member
- 17 Prof. Atul Sarma, Member
- 18 Dr. Sanjiv Misra, Member
- 19 Shri Sumit Bose, Secretary
- 20 Shri V. Bhaskar, Joint Secretary
- 21 Shri B.S. Bhullar, Joint Secretary
- 22 Shri P.K. Verma, Director
- 23 Shri S.K. Bansal, Dy. Secretary

Meetings Held with the Accountants General of States

S. No.	Name and Designation	State	Date of Meeting
1	Smt. Suman Saxena, Principal Accountant General	Himachal Pradesh	30 May 2008
2	Shri Y. N. Thakare, Accountant General	Goa	19 June 2008
3	Shri Jagbans Singh, Accountant General	Haryana	10 July 2008
4	Shri Mukesh P. Singh, Principal Accountant General	Bihar	03 September 2008
5	Shri Mukesh P. Singh, Principal Accountant General	Jharkhand	04 September 2008
6	Shri Rajiv Sharma, Principal Accountant General	Maharashtra	30 October 2008
7	Shri Dinesh Bagata, Accountant General	Sikkim	06 November 2008
8	Shri Arijit Ganguly, Principal Accountant General (Audit)	West Bengal	06 November 2008
9	Shri K.K. Srivastava, Accountant General	Gujarat	21 November 2008
10	Shri R.P. Singh, Principal Accountant General	Punjab	25 November 2008
11	Shri Sword Vashum, Principal Accountant General (Audit)	Assam	03 December 2008
12	Shri C. Angrup Bodh, Accountant General	Arunachal Pradesh	08 December 2008
13	Smt. Usha Sankar, Principal Accountant General (Civil & Commercial)	Karnataka	24 December 2008
14	Shri Stephen Hongray, Accountant General (Audit)	Manipur	13 January 2009
15	Shri C. Angrup Bodh, Accountant General	Nagaland	13 January 2009
16	Shri Pravin Pandey, Accountant General (A&E)	Uttarakhand	15 January 2009
17	Shri Nagalsamy S., Principal Accountant General (Audit)	Kerala	03 February 2009
18	Shri Patton E.M., Accountant General (Audit)	Tripura	04 February 2009
19	Shri B.R. Khairnar, Principal Accountant General (CA)	Orissa	12 February 2009

Thirteenth Finance Commission

S. No.	Name and Designation	State	Date of Meeting
20	Shri Subir Malik, Accountant General	Chhattisgarh	17 February 2009
21	Shri S.K. Mishra, Principal Accountant General	Madhya Pradesh	03 March 2009
22	Shri Shankar Narayan, Principal Accountant General	Tamil Nadu	19 March 2009
23	Smt. Suman Saxena, Principal Accountant General	Rajasthan	26 March 2009
24	Shri Tochwawng L., Accountant General	Mizoram	31 March 2009
25	Shri A.K. Patnaik, Principal Accountant General	Uttar Pradesh	02 April 2009
26	Shri G.N. Sunderraja, Principal Accountant General (Audit)	Andhra Pradesh	09 April 2009
27	Shri Onkar Nath, Accountant General (Audit)	Meghalaya	15 April 2009
28	Shri D.J. Bhadra, Accountant General (Audit)	Jammu & Kashmir	21 April 2009

**Workshop on Issues Relating to ‘Finances of Local Self Government’ held at J.N.Tata Hall
Infosys Technologies, Bengaluru on 26 February 2008**

LIST OF PARTICIPANTS

- 1 Dr. Prakash Hebalkar, Technologist/Economist and Head of Profi-Tech, Mumbai
- 2 Shri Nasser Munjee, Member, CII Western Region, Mumbai
- 3 Prof. O.P. Mathur, National Institute of Public Finance & Policy (NIPFP), New Delhi
- 4 Shri Ramesh Ramanathan, Jawaharlal Nehru National Urban Renewal Mission
- 5 Shri Srikanth Nadhamuni, E-government Foundation
- 6 Shri T.R. Raghunandhan, Ministry of Panchayati Raj
- 7 Shri T.V. Somanathan, Government of Tamil Nadu
- 8 Shri M.D. Pai, Infosys
- 9 Shri Nilaya Mitash
- 10 Shri Sriram Raghavan, Compat Technologies (P) Ltd.
- 11 Shri N.R. Rayalu, Deputy Comptroller and Auditor General of India
- 12 Ms. Geetha Menon, Director (Local Bodies)
- 13 Dr. P.K. Mohanty, Joint Secretary & Mission Director (JNNURM), Ministry of Housing and Urban Poverty
- 14 Shri Venkatramani Bhaskar, Chief Election Officer, A.P. Secretariat, Hyderabad
- 15 Shri M.N. Roy, Principal Secretary, Panchayati Raj and Rural Development, Government of West Bengal
- 16 Dr. Renuka Viswanathan, Secretary (Coord. & PG), Cabinet Secretariat
- 17 Shri Nandan M. Nilekani, Infosys

Thirteenth Finance Commission

- 18 Dr. Vijay Kelkar, Chairman
- 19 Shri Sumit Bose, Secretary

**Meeting on 'Priorities Before the Thirteenth Finance Commission' held at Y.B Chavan
Centre, Mumbai on 27 March 2008**

LIST OF PARTICIPANTS

Maharashtra Economic Development Council (MEDC), Mumbai (Officer-Bearers)

- 1 Shri V.S. Palekar, Former President, MEDC
- 2 Shri Subhash Dandekar, Former President, MEDC

MEDC Digest Editorial Advisory Committee

- 3 Dr. Prakash Hebalkar, President, Profitech
- 4 Shri Chandrashekhar Prabhu, Consulting Editor, MEDC
- 5 Shri Jagdish Joshi, IAS, Consulting Editor, MEDC
- 6 Dr. C.S. Deshpande, Executive Director, MEDC
- 7 Shri V.T. Pai, Financial Adviser, MEDC
- 8 Shri Sunil Rege, MEDC

Invitees

- 9 Dr. J.M. Phatak, Municipal Commissioner, Municipal Corporation of Greater Mumbai
- 10 Shri K. Rajan, Adviser, MEDC
- 11 Shri T.B. Sinha, President, MEDC
- 12 Shri D.M. Sukthankar, IAS
- 13 Dr. (Prof.) Sneha Palnitkar, Director, All India Institute of Local Self Govt.
- 14 Shri Vidyadhar K. Phatak, Urban Planning & Management Consultant
- 15 Shri Dilip Karmakar, Urban Sec. Expert, Management Consulting Services
- 16 Ms. Sulakshana Mahajan, Urban Plan., All India Institute of Local Self Govt.
- 17 Shri Makarand K. Herwadkar, Chartered Accountant
- 18 Shri Ashok Datar, Director, Focus Holdings Ltd.
- 19 Shri Shailesh Haribhakti, Mg.Partner & CEO, Haribhakti Group
- 20 Shri Satish Bagal, Financial Adviser, Mumbai Metropolitan Region Development Authority (MMRDA)
- 21 Shri Satish Sahney, CEO, Nehru Centre, Mumbai

Economists

- 22 Dr. Mala Lalvani, Professor, Department of Economics, University of Mumbai
- 23 Dr. Susan Thomas, Indira Gandhi Institute of Development Research (IGIDR)
- 24 Ms. Amala Newalkar, Aksharmaya
- 25 Dr. Nirmal Mohanty, Principal Policy Group, Industrial Development and Finance Corporation (IDFC) Ltd.
- 26 Shri Saugata Bhattacharya, Vice President, Business & Economy, Axis Bank
- 27 Ms. Kiran Nanda, Director, Economic Research, International Management Centre (IMC)
- 28 Shri Sunil S.Bhandare, Consulting Economist, Strategic Economic Advisory Services
- 29 Dr. Abhay Pethe, Department of Economics, University of Mumbai
- 30 Dr. M.K.Datar, General Manager, IDBI Bank Ltd.
- 31 Shri A.C. Patankar, Co-Chairman, CII Gulf Council

Government Officials

- 32 Shri V.K. Aggarwal, IAS, Principal Secretary, Development and Commercial Planning Department, Government of Maharashtra
- 33 Shri Sunil Soni, Principal Secretary Reforms, Government of Maharashtra

President & Vice President of Associations

- 34 Shri Vinod Gupta, Multinet Worldwide
- 35 Shri M.N. Chaini, President (Elect.) IMC

Yashwantrao Chavan Pratishthan Committee

- 36 Shri Sharad Kale, General Secretary, YCP

Thirteenth Finance Commission

- 37 Dr. Vijay Kelkar, Chairman
- 38 Dr. Indira Rajaraman, Member
- 39 Shri Sumit Bose, Secretary
- 40 Shri B.S. Bhullar, Joint Secretary

**Conference on ‘Special Problems and Prospects of Development of Border Areas’
Organised by the Centre for Research in Rural and Industrial Development (CRRID),
Chandigarh on 5 April 2008**

LIST OF PARTICIPANTS

- 1 Shri P.N. Patel, Additional Secretary, Home Department, Government of Gujarat
- 2 Shri Ramesh Inder Singh, Chief Secretary, Government of Punjab
- 3 Shri Arvind Mehta, Finance Secretary, Government of Himachal Pradesh
- 4 Shri Satish Chandra, Secretary, Punjab Planning Board
- 5 Shri Tejvir Singh (IAS), NRI Commissioner, Government of Punjab
- 6 Shri B.S. Sidhu, IAS, Director, Directorate of Agriculture, Government of Punjab
- 7 Shri Suresh Kumar, IAS, Secretary, Power, Government of Punjab
- 8 Ms. Usha Sharma, IAS, Special Secretary, Finance, Government of Punjab
- 9 Shri R.S. Sandhu, IAS, Government of Punjab
- 10 Shri M.P. Singh, Additional Deputy Commissioner, Gurdaspur, Government of Punjab
- 11 Col Subhash Bakshi, Visiting Professor, CRRID, Chandigarh
- 12 Dr. Rashpal Malhotra, Executive Vice-Chairman, CRRID, Chandigarh
- 13 Dr. S.K. Mangal, Senior Adviser, CRRID, Chandigarh
- 14 Shri J.P. Gupta, Senior Adviser, CRRID, Chandigarh
- 15 Prof. Gopal Krishan, Senior Professor, CRRID, Chandigarh
- 16 Dr. Himlal Chand, Professor cum Director, CRRID, Chandigarh
- 17 Dr. P.P. Balan, Professor cum Director, CRRID, Chandigarh
- 18 Dr. Kuldip Kaur, Professor cum Director, CRRID, Chandigarh
- 19 Dr. A.K. Nanda, Professor cum Director, CRRID, Chandigarh
- 20 Dr. Krishan Chand, Associate Research Coordinator, CRRID, Chandigarh
- 21 Shri Unmesh S. Rangnekar, Associate Research Coordinator, CRRID, Chandigarh
- 22 Dr. Kesar Singh, Associate Research Coordinator, CRRID, Chandigarh
- 23 Shri Rajesh Kumar Aggarwal, Associate Research Coordinator, CRRID, Chandigarh
- 24 Shri Sunil Bansal, Associate Research Coordinator, CRRID, Chandigarh
- 25 Dr. Bindu Duggal, Associate Research Coordinator, CRRID, Chandigarh
- 26 Shri Sukhwinder Singh, Associate Research Coordinator, CRRID, Chandigarh

Thirteenth Finance Commission:

- 27 Dr. Vijay Kelkar, Chairman
- 28 Shri B.K. Chaturvedi, Member
- 29 Dr. Indira Rajaraman, Member
- 30 Professor Atul Sarma, Member
- 31 Shri Sumit Bose, Secretary
- 32 Shri B.S. Bhullar, Joint Secretary

**International Seminar on ‘Challenges Before the Thirteenth Finance Commission’
Organised by the Foundation for Public Economics and Policy Research (FPEPR)
at India Habitat Centre, New Delhi on 17 May 2008**

LIST OF PARTICIPANTS

- 1 Dr. Arvind Virmani, Chief Economic Adviser, Ministry of Finance
- 2 Dr. Pulin Nayak, Director, Delhi School of Economics, University of Delhi
- 3 Dr. Satya Poddar, Partner, Ernst & Young Pvt. Ltd., Gurgaon
- 4 Dr. N. J. Kurian, Director, Council for Social Development, New Delhi
- 5 Dr. J.V.M. Sarma, Professor of Economics, University of Hyderabad
- 6 Dr. K.B.L. Mathur, Honorary Professor, FPEPR & Former Economic Adviser, Ministry of Finance (MoF)
- 7 Dr. Arun Kumar, Professor, Centre for Economic Studies and Planning (CESP), Jawaharlal Nehru University, New Delhi
- 8 Dr. Anwar Shah, Lead Economist, The World Bank, Washington DC, USA
- 9 Dr. D.N. Rao, Professor, Centre for Economic studies and Planning (CESP), Jawaharlal Nehru University, New Delhi
- 10 Dr. P. K. Chaubey, Professor of Economics, Indian Institute of Public Administration, New Delhi
- 11 Dr. Gautam Naresh, Senior Economist, National Institute of Public Finance and Policy, New Delhi
- 12 Dr. V.N. Alok, Associate Professor of Public Finance, Indian Institute of Public Administration
- 13 Dr. M. N. Murty, Professor, Institute of Economic Growth, New Delhi
- 14 Dr. D. K. Srivastava, Director, Madras School of Economics, Chennai
- 15 Dr. Devendra B. Gupta, Chairman, Society for Development Studies (SDS), Delhi
- 16 Dr. M. P. Mathur, Professor, National Institute of Urban Affairs, New Delhi
- 17 Dr. O. P. Bohra, Associate Professor, National Institute of Rural Development, Hyderabad
- 18 Dr. B. C. Barah, Principal Scientist, National Council for Agriculture Economic & Policy, New Delhi
- 19 Dr. N. Mishra, University of Delhi
- 20 Dr. Guljit Arora, B.R. Ambedkar College, Delhi
- 21 Shri Shekhar Borker, Hindustan Industries Ltd.
- 22 Shri Pranab Banerjee, Indian Institute of Public Administration, New Delhi
- 23 Shri Ramesh Chandra, Empowered Committee of State Finance Ministers, New Delhi
- 24 Dr. M.C. Gupta, Assistant Resident Commissioner, Haryana
- 25 Shri Ajay Helan, National Institute of Public Finance and Policy, New Delhi
- 26 Smt. Kumudini Hajra, Reserve Bank of India
- 27 Dr. Sudhir Jain, Indian Institute of Technology, New Delhi
- 28 Dr S.M. Jharwal, Ministry of Agriculture
- 29 Shri T.R. Rustagi, Commissioner (Former), Central Board Excise and Custom, New Delhi
- 30 Dr. S.K. Singh, former Professor, Indira Gandhi National Open University, New Delhi
- 31 Dr. R. Sridharan, Joint Secretary, Planning Commission
- 32 Shri V.K. Thakur, former Research Officer, NCR Planning Board, New Delhi
- 33 Dr. Charan D. Wadhva, Centre for Policy Research, New Delhi
- 34 Dr. Rupa Basu, Jawaharlal Nehru University, New Delhi
- 35 Shri B.C. Mohapatra, Joint Secretary, Finance Department, Government of Orissa
- 36 Smt. Marjorie Fernandes, University of Delhi

Thirteenth Finance Commission

- 37 Shri Saumen Chattopadhyaya, Jawaharlal Nehru University, New Delhi
- 38 Shri Vivek Johri, Director, TRU, Ministry of Finance
- 39 Shri Gautam Bhattacharya, TRU, Ministry of Finance
- 40 Shri Deepak Sengupta, Joint Director (Planning), Government of Delhi
- 41 Prof. Amaresh Dubey, Jawaharlal Nehru University, New Delhi
- 42 Shri B.K. Sharma
- 43 Dr. B.L. Pathak
- 44 Shri D.N.S. Chahal
- 45 Shri S.N. Sukla
- 46 Smt. Prachi
- 47 Shri Gajendra

FPEPR Staff

- 48 Dr. Mahesh C Purohit
- 49 Dr. (Mrs.) Vishnu Kanta Purohit
- 50 Shri Raj Kumar
- 51 Dr. Amrat Lal Meena
- 52 Ms. Madhulika
- 53 Shri Surajita Rout
- 54 Shri Rakesh Kumar

Thirteenth Finance Commission

- 55 Dr. Vijay Kelkar, Chairman
- 56 Shri B. K. Chaturvedi, Member
- 57 Dr. Indira Rajaraman, Member
- 58 Dr. Sanjiv Misra, Member
- 59 Shri Sumit Bose, Secretary
- 60 Shri V. Bhaskar, Joint Secretary
- 61 Shri B.S. Bhullar, Joint Secretary
- 62 Dr. Manish Gupta, Deputy Director
- 63 Shri A.S. Parmar, Deputy Director
- 64 Shri J.K. Rathee, Deputy Director
- 65 Shri B. Swain, Assistant Director
- 66 Shri A.K. Sinha, Assistant Director
- 67 Shri B.L. Meena, Assistant Director

Seminar on 'Issues Before the Thirteenth Finance Commission' Organised by National Institute of Public Finance and Policy (NIPFP) on 23-24 May 2008

LIST OF PARTICIPANTS

- 1 Dr. M. Govinda Rao, Director, NIPFP
- 2 Dr. Renuka Viswanathan, Secretary (Coordination and Public Grievances), Cabinet Secretariat, New Delhi
- 3 Dr. D.K. Srivastava, Director, Madras School of Economics, Chennai
- 4 Shri Shekhar Shah, Regional Economic Adviser, South Asia, The World Bank, New Delhi
- 5 Dr. Maria Ligia Noronha, Director (Resources and Global Division), The Energy Resources Institute (TERI), New Delhi
- 6 Shri B.M.Misra, Adviser, Department of Economic Analysis & Policy, Reserve Bank of India, Mumbai
- 7 Dr. G.R. Reddy, Associate Fellow, Centre for Economic and Social Studies, Hyderabad
- 8 Dr. Abhay Pethe, Professor, Department of Economics, Mumbai
- 9 Shri Nirmal Mohanty, Lead Specialist, Infrastructure Dev. Finance Company Ltd., Mumbai
- 10 Dr. Tapas K.Sen (Co-author), Senior Fellow, NIPFP, New Delhi
- 11 Dr. Pratap Ranjan Jena (Co-author) Fellow, NIPFP, New Delhi
- 12 Dr. (Mrs.) R. Kavita Rao, Senior Fellow, NIPFP, New Delhi
- 13 Dr. Pinaki Chakraborty, Senior Fellow, NIPFP, New Delhi
- 14 Dr. Anit N. Mukherjee, Fellow, NIPFP, New Delhi
- 15 Dr. Satya Poddar, Ernst & Young Pvt. Ltd, Gurgaon
- 16 Prof. O.P. Mathur, Principal Consultant, NIPFP, New Delhi
- 17 Dr. Ajay Shah, Senior Fellow, NIPFP, New Delhi
- 18 Dr. Susan Thomas, Assistant Professor, Indira Gandhi Institute of Development Research, Mumbai
- 19 Dr. Madhu Verma, Professor, Environment and Development Economics, Indian Institute of Forest Management, Bhopal
- 20 Dr. Shankar Acharya, Indian Council for Research on International Economic Relations (ICRIER), New Delhi
- 21 Dr. Partho Mukhopadhyay, Centre for Policy Research, New Delhi
- 22 Prof. K. L. Krishna, Delhi School of Economics, University of Delhi
- 23 Shri T.R. Raghunandan, Jt. Secretary, Ministry of Panchayati Raj, New Delhi
- 24 Prof. Jessica Wallack, Director, Centre for Development Finance, Institute for Financial Management and Research, Chennai
- 25 Dr. Deepak Dasgupta, Lead Economist, World Bank, New Delhi
- 26 Shri Joshua Felman, Senior Resident Representative, International Monetary Fund, New Delhi
- 27 Shri Satish Chandra, Member Secretary, Empowered Committee of State Finance Ministers, Delhi Secretariat, New Delhi
- 28 Dr. Chirashree Dasgupta, Asian Development Research Institute, Patna
- 29 Shri J. K. Khundrakpam, Director, Department of Economic Analysis & Policy, Reserve Bank of India, Mumbai
- 30 Shri B.N. Yugandhar, Member, Planning Commission, New Delhi
- 31 Shri S. Lakshmanan, Director (FR), Planning Commission, New Delhi
- 32 Shri Arun Kumar, Director (FR), Planning Commission, New Delhi
- 33 Shri Sanjeev Joshi, Deputy Adviser (FR) Planning Commission, New Delhi
- 34 Shri R. N. Dubey, Assistant Economic Adviser, Ministry of Finance, New Delhi
- 35 Shri V. S. Senthil, Joint Secretary (PFI), Ministry of Finance, New Delhi
- 36 Shri S.R. Dongre, Consultant, Finance Government of Arunachal Pradesh, Itanagar
- 37 Dr. O.P. Bohra, Associate Professor, National Institute of Rural Development, Hyderabad
- 38 Shri Prima Madan, Research Associate, TERI, New Delhi
- 39 Ms. Amrita Goldar, Research Associate, TERI, New Delhi

Thirteenth Finance Commission

40 Shri Nilanjan Patra, Research Scholar, Centre for Economic Studies and Planning, JNU, New Delhi

State Government Representatives

- 41 Shri Yeshe Tsering, Commissioner and Secretary, Finance, Arunachal Pradesh
- 42 Shri Navin Kumar, Principal Secretary, Finance, Bihar
- 43 Shri D.S. Mishra, Principal Secretary, Finance, Chhattisgarh
- 44 Shri D. Rajgopalan, Additional Chief Secretary, Finance, Gujarat
- 45 Shri J.D. Dave, Dy. Director, Finance, Gujarat
- 46 Shri Tapan Roy, Principal Secretary Economic Affairs, Gujarat
- 47 Shri Hardeep Kumar, Special Secretary, Finance, Haryana
- 48 Shri L.C. Goyal, Principal Secretary, Finance, Kerala
- 49 Shri Ashok Das, Principal Secretary, Finance, Madhya Pradesh
- 50 Shri A.N. Bhosale, Deputy Secretary, Finance, Maharashtra
- 51 Shri Vijay Kumar Agarwal, Additional Chief Secretary, Planning, Maharashtra
- 52 Shri H. Deleep Singh, Additional Secretary, Finance, Manipur
- 53 Shri A. Maitra, Financial Adviser, Mizoram
- 54 Shri R. Ramakrishnan, Secretary, Finance, Nagaland
- 55 Shri R.N. Senapati, Principal Secretary, Finance, Orissa
- 56 Shri D.S. Kalha, Principal Secretary, Finance, Punjab
- 57 Shri S.C. Garg, Principal Secretary, Finance, Rajasthan
- 58 Shri K. Gnanadesikan, Secretary, Finance, Tamil Nadu
- 59 Shri B.M. Joshi, Secretary, Finance, Uttar Pradesh
- 60 Shri L.M. Pant, Additional Secretary, Finance, Uttarakhand
- 61 Shri Dipankar Mukhopadhyay, Principal Secretary, Finance, West Bengal

Thirteenth Finance Commission

- 62 Dr. Vijay Kelkar, Chairman
- 63 Dr. Indira Rajaraman, Member
- 64 Shri B. K. Chaturvedi, Member
- 65 Prof. Atul Sarma, Member
- 66 Dr. Sanjiv Misra, Member
- 67 Shri Sumit Bose, Secretary
- 68 Shri V. Bhaskar, Joint Secretary
- 69 Shri B.S. Bhullar, Joint Secretary
- 70 Dr. Rathin Roy, Economic Adviser
- 71 Shri P.K. Verma, Director
- 72 Shri S. Ravi, PS To Chairman
- 73 Dr. Manish Gupta, Deputy Director
- 74 Shri J.K. Rathee, Deputy Director
- 75 Shri D. Brahma Reddy, Deputy Director
- 76 Shri A.K. Sinha, Assistant Director
- 77 Shri B. Swain, Assistant Director
- 78 Shri A.S. Parmar, Assistant Director
- 79 Shri Mukesh Sharma, Assistant Director
- 80 Shri A.P. Ekka, Research Assistant

Seminar Organised by National Institute of Public Finance and Policy (NIPFP) on 'Issues Related to India's Fiscal System' on 15 November 2008

LIST OF PARTICIPANTS

- 1 Dr. M. Govinda Rao, Director, NIPFP
- 2 Dr. Renuka Vishwanathan, Secretary (C&PG), Cabinet Secretariat
- 3 Shri R. Sridharan, Joint Secretary, Planning Commission
- 4 Shri T.R. Raghunandan, Ministry of Panchayati Raj
- 5 Prof. K.C. Sivaramakrishnan, Centre for Policy Research, New Delhi
- 6 Shri Sanjaya Panth, International Monetary Fund
- 7 Dr. Urjit Patel, Reliance Industries Ltd., Mumbai
- 8 Dr. Kavita Rao, Professor, NIPFP
- 9 Dr. Pinaki Chakraborty, Professor, NIPFP
- 10 Dr. Ila Patnaik, Professor, NIPFP
- 11 Dr. Ajay Shah, Professor, NIPFP
- 12 Dr. P.R. Jena, Professor, NIPFP
- 13 Dr. Radhika Pandey, Economist, NIPFP
- 14 Shri Sanjay Pandey, Consultant, NIPFP
- 15 Ms. Shruthi Jayaram, Consultant, NIPFP

Thirteenth Finance Commission

- 16 Dr. Vijay Kelkar, Chairman
- 17 Shri B.K. Chaturvedi, Member
- 18 Dr. Indira Rajaraman, Member
- 19 Prof. Atul Sarma, Member
- 20 Dr. Sanjiv Misra, Member
- 21 Shri Sumit Bose, Secretary
- 22 Shri V. Bhaskar, Joint Secretary
- 23 Shri B.S. Bhullar, Joint Secretary
- 24 Dr. Rathin Roy, Economic Adviser
- 25 Shri P.K. Verma, Director
- 26 Shri Rajib Kumar Sen, Director
- 27 Dr. R.N. Sharma, Joint Director
- 28 Shri Sanjeev Joshi, Joint Director
- 29 Dr. Manish Gupta, Deputy Director
- 30 Shri D. Brahma Reddy, Deputy Director
- 31 Shri A.S. Parmar, Deputy Director
- 32 Shri J.K. Rathee, Deputy Director

Workshop on ‘Inter-State and Intra-State Economic Disparities in India: Implications for the Thirteenth Finance Commission’ Organised by Asian Development Research Institute (ADRI), Patna on 13 December 2008

LIST OF PARTICIPANTS

- 1 Shri Sushil Kumar Modi, Deputy Chief Minister, Bihar
- 2 Shri Navin Kumar, IAS, Principal Secretary, Department of Finance, Government of Bihar
- 3 Shri Vijay Prakash, IAS, Principal Secretary, Department of Cooperatives, Government of Bihar
- 4 Shri Madan Mohan Deo, Joint Secretary, Bihar State Finance Commission
- 5 Shri B.K. Sinha, Deputy Secretary, Department of Finance, Government of Bihar
- 6 Professor Ajay Kumar Jha, Registrar, A.N. Sinha Institute of Social Studies (ANSISS), Patna
- 7 Ms. Rijula Uniyal, Rainbow Public School, Srinagar, Uttarakhand
- 8 Ms. Ankita Gupta, Jawaharlal Nehru University, New Delhi
- 9 Ms. Malancha Chakravorty C/o Ajit, Periyar Hostel, Jawaharlal Nehru University, New Delhi
- 10 Shri Ajit, Jawaharlal Nehru University, New Delhi
- 11 Shri Rahul Kumar Rakesh, Jawaharlal Nehru University, New Delhi
- 12 Smt. Mitali Sarkar, Department of Space (Indian Space Research Organisation), Ahmedabad, Gujarat
- 13 Professor Pulin B. Nayak, Delhi School of Economics, University of Delhi
- 14 Dr. Anjan Mukherji, Centre for Economic Studies and Planning, Jawaharlal Nehru University, New Delhi
- 15 Dr. K. Narayanan Nair, Centre for Development Studies, Trivandrum, Kerala
- 16 Dr. S. Bhide, National Council of Applied Economic Research (NCAER), New Delhi
- 17 Dr. Tapas Kumar Sen, Senior Fellow, National Institute of Public Finance and Policy, New Delhi
- 18 Dr. N.J. Kurian, Director, Council for Social Development, New Delhi
- 19 Dr. Arunish Chawla, IAS, Addl. Finance Commissioner, Department of Finance, Government of Bihar
- 20 Dr. Vinod Vyasulu, Consulting Economist, Basavangudi, Bangalore
- 21 Dr. Dipak Dasgupta, Lead Economist India, The World Bank, New Delhi
- 22 Dr. Achin Chakraborty, Institute of Development Studies, Calcutta University, Kolkata
- 23 Dr. Amaresh Dubey, Centre for the Study of Regional Development, Jawaharlal Nehru University, New Delhi
- 24 Dr. M.H. Suryanarayana, Indira Gandhi Institute of Development Research (IGIDR), Mumbai
- 25 Dr. Ajitava Raychaudhury, Department of Economics, Jadavpur University, Kolkata
- 26 Shri Govind Bhattacharjee, Principal Director of Audit (Central), Kolkata

Asian Development Research Institute (ADRI)

- 27 Dr. Shaibal Gupta
- 28 Prof. Prabhat P. Ghosh
- 29 Dr. Sunita Lall
- 30 Dr. Chirashree Dasgupta
- 31 Shri R.K. Shahi
- 32 Shri Sudip K. Pandey
- 33 Shri B.N. Patnaik
- 34 Shri Rahbar Ali
- 35 Shri Amit K. Bakshi

Thirteenth Finance Commission

- 36 Dr. Vijay Kelkar, Chairman
- 37 Prof. Atul Sarma, Member
- 38 Shri Sumit Bose, Secretary
- 39 Shri V. Bhaskar, Joint Secretary
- 40 Shri Rajib Kumar Sen, Director
- 41 Shri P. K. Verma, Director
- 42 Shri S. Ravi, PS to Chairman
- 43 Dr. Manish Gupta, Deputy Director
- 44 Shri Baidhar Swain, Assistant Director
- 45 Shri Sandeep Kumar, Economic Officer
- 46 Shri Jagtar Singh, PS to Secretary

Workshop on ‘Empowering the Panchayati Raj Institutions’ held at the Institute of Rural Management, Anand (IRMA), Gujarat on 22-23 December 2008

LIST OF PARTICIPANTS

- 1 Shri D.R. Mehta, Chairman, Fourth State Finance Commission, Bihar
- 2 Shri Sukhbilash Barma, Ex-Chairman, State Finance Commission, West Bengal
- 3 Shri H.N. Das, Ex-Chairman, State Finance Commission, Assam
- 4 Dr. G.C. Srivastava, Ex-Chairman, State Finance Commission, Uttarakhand
- 5 Shri T.N. Srivastava, Member-Secretary, Eleventh Finance Commission, Raipur, Chhattisgarh
- 6 Shri Dharmendra Shukla, Ex-Member Secretary, State Finance Commission, Madhya Pradesh
- 7 Shri S.M. Vijayanand, Secretary, Local Self Governance, Government of Kerala
- 8 Shri M.N. Roy, Secretary, Government of West Bengal
- 9 Dr. V.N. Alok, Indian Institute of Public Administration, New Delhi
- 10 Prof. M.A. Oommen, Institute of Social Science, Trivandrum, Kerala
- 11 Prof. N. Ramakantan, Director, Kerala Institute of Local Administration, Thrissur, Kerala
- 12 Shri Rahul Singh, Assistant Professor of Law, National Law School of India, Bengaluru
- 13 Prof. O.P. Mathur, National Institute of Public Finance and Policy (NIPFP), New Delhi
- 14 Dr. Abhay Pethe, University of Mumbai, Mumbai
- 15 Dr. T.M. Joseph, Principal, Newman College, Kerala
- 16 Shri J.D. Dave, Under Secretary, Finance Department, Government of Gujarat
- 17 Shri Y.A. Kulshreshtha, Statistical Assistant, Finance Department, Government of Gujarat
- 18 Shri U.K. Shukla, Gramin Vikas & Panchayati Raj, Jaipur, Rajasthan
- 19 Shri V.K. Shukla, Govt. of Rajasthan
- 20 Shri S. Ray, Deputy Comptroller & Auditor General of India,
O/o the C&AG of India, New Delhi
- 21 Shri T.S. Shivappa, Director, Local Bodies, O/o The CAG of India, New Delhi
- 22 Dr. M. Devendra Babu, Institute of Social Economic Change (ISEC), Bengaluru
- 23 Dr. P.K. Das, Centre for Studies in Social Sciences, Kolkata
- 24 Shri Sumedh Gurjar, YASHADA, Pune
- 25 Shri Chetan Vaidya, Director, National Institute of Urban Affairs (NIUA), New Delhi
- 26 Shri P.K. Bhatnagar, Under Secretary, Ministry of Panchayati Raj, Government of India

Institute of Rural Management, Anand (IRMA)

- 27 Dr. Y.K. Alagh, Chairman
- 28 Dr. Vivek Bhandari, Director
- 29 Prof. B.N. Hiremath, Professor
- 30 Prof. Debiprasad Mishra, Professor
- 31 Dr. H.S. Shylendra, Professor
- 32 Shri Shriprakashsingh Rajput, Research Associate
- 33 Shri D. Yeshwant, FPRM Participant
- 34 Shri G.G. Koppa, FPRM Participant

- 35 Shri Sai Krishna Nanduri, FPRM Participant
- 36 Ms. Smriti Das, FPRM Participant
- 37 Shri Rajesh Kumar, FPRM Participant
- 38 Shri Pradeep Kumar Mishra, FPRM Participant

Thirteenth Finance Commission

- 39 Dr. Vijay Kelkar, Chairman
- 40 Dr. Indira Rajaraman, Member
- 41 Prof. Atul Sarma, Member
- 42 Shri Sumit Bose, Secretary
- 43 Shri V. Bhaskar, Joint Secretary
- 44 Shri B. S. Bhullar, Joint Secretary
- 45 Shri P.K Verma, Director
- 46 Dr. Manish Gupta, Deputy Director

**Workshop on ‘Development of Good Governance Index for the States in India’ Organised
by National Institute of Administrative Research (NIAR), Mussoorie at
India International Centre, New Delhi on 14 November 2008**

LIST OF PARTICIPANTS

Uttarakhand

- 1 Shri Indu Kumar Pande, IAS, Chief Secretary, Government of Uttarakhand
- 2 Shri Rajeev Gupta, Principal Resident Commissioner, Government of Uttarakhand

Karnataka

- 3 Dr. L. Shanthakumari Sunder, IAS, Additional Chief Secretary and Development Commissioner, Government of Karnataka
- 4 Smt. Ranjini Sri Kumar, Principal Secretary, Department of Personnel and Administrative Reforms (Administrative Reforms, Training & Political Pension), Government of Karnataka

Madhya Pradesh

- 5 Shri R.C. Sahni, IAS, Chief Secretary, Government of Madhya Pradesh
- 6 Shri Anurag Jain, Secretary, IT & CM, Government of Madhya Pradesh

Himachal Pradesh

- 7 Shri T.G. Negi, IAS, Principal Secretary, AR, Government of Himachal Pradesh

Rajasthan

- 8 Dr. Rakesh Hooja, IAS, Additional Chief Secretary, Government of Rajasthan and Director, HCM Rajasthan State Institute of Public Administration (HCMRIPA)
- 9 Shri Chetan Prakash Mandawaria, Joint Director, Planning & Finance, Government of Rajasthan

Delhi

- 10 Dr. K. B. Rai, Adviser (AR), Government of NCT of Delhi
- 11 Shri Suyash Prakash, Director (Training), Directorate of Training, Government of NCT of Delhi

Uttar Pradesh

- 12 Shri Vidhya Nand Garg, Principal Secretary (Basic Education), Government of Uttar Pradesh
- 13 Shri Pankaj Agarwal, CEO, Greater NOIDA Authority, Government of Uttar Pradesh

Maharashtra

- 14 Smt. Anna Dani, IAS, Principal Secretary (A&S), Home Department, Government of Maharashtra
- 15 Shri Sanjay Sethi, Commissioner, Municipal Administration, Mumbai
- 16 Shri Baldev Singh, IAS, Secretary, Rural Development and PRI, Mumbai

Manipur

- 17 Shri K. Mangi Singh, Director, Planning, Government of Manipur

Nagaland

- 18 Ms. Yetoly Verma, Assistant Resident Commissioner, Government of Nagaland

Tamil Nadu

- 19 Shri Praveen Kumar, IAS, Special Secretary Finance, Government of Tamil Nadu

Orissa

- 20 Shri Guru Prasad Mishra, OSD to Chief Secretary, Government of Orissa

Haryana

- 21 Smt. Firoza Mehrotra, IAS, Financial Commissioner & Principal Secretary, Government of Haryana
- 22 Shri R.K. Bishnoi, Economic Statistical Adviser, Government of Haryana
- 23 Shri V.K. Kundu, IAS, Secretary, Information Technology, Government of Haryana

Assam

- 24 Shri Diwakar Nath Misra, IAS, Joint Secretary, Revenue, Assam Board of Revenue & Joint Secretary, Government of Assam

Kerala

- 25 Shri D.K. Singh, Additional Resident Commissioner, Government of Kerala

Arunachal Pradesh

- 26 Shri Marto Bagra, Assistant Resident Commissioner, Government of Arunachal Pradesh

List of Resource Persons

- 27 Shri Padamvir Singh, IAS, Vice Chairman, NIAR & Joint Director, LBSNAA
- 28 Shri Alok Kumar, IAS, Executive Director, NIAR, LBSNAA
- 29 Dr. Moana Bhagabati, Assistant Professor, NIAR, LBSNAA
- 30 Prof. V.K. Natraj, Former Director, Madras Institute of Development Studies, Chennai
- 31 Dr. Rajiv Sharma, IAS, Director General, Centre for Good Governance, Hyderabad
- 32 Shri A. Srinivas Kumar, Dy. Executive Director, Centre for Good Governance, Hyderabad
- 33 Shri R. Sridharan, IAS, Joint Secretary, Planning Commission
- 34 Shri N.C. Saxena, IAS (Retd.), Former Secretary, Planning Commission, New Delhi
- 35 Ms. Meenakshi Sharma, Director, Department of Administrative Reforms & Public Grievances, Government of India
- 36 Shri Durga Prasad Duvvuri, Consultant, ASI
- 37 Shri Sudhir Kumar Suthar, Jawaharlal Nehru University, New Delhi

Thirteenth Finance Commission

- 38 Shri Sumit Bose, Secretary
- 39 Shri V. Bhaskar, Joint Secretary

**Conference on 'India's Medium-Term Macro Economic and Fiscal Outlook'
held at India International Centre, New Delhi on 2 June 2009**

LIST OF PARTICIPANTS

- 1 Dr. Shankar N. Acharya, International Council for Research on International Economic Relations (ICRIER), New Delhi
- 2 Dr. Rajiv Kumar, Director, ICRIER, New Delhi
- 3 Dr. Suresh Tendulkar, Chairman, Economic Advisory Council to PM
- 4 Dr. Subir V. Gokarn, Credit Rating Information Service of India Ltd. (CRISIL)
- 5 Dr. Dharmakirti Joshi, CRISIL
- 6 Dr. Arvind Virmani, Chief Economic Adviser, Department of Economic Affairs
- 7 Dr. M. Govinda Rao, Director, National Institute of Public Finance & Policy (NIPFP), New Delhi
- 8 Prof. Kirit S. Parikh, Member, Planning Commission
- 9 Dr. Pronab Sen, Chief Statistician of India & Secretary, Department of Statistics
- 10 Dr. Suman Bery, National Council for Applied Economic Research (NCAER), New Delhi
- 11 Dr. Surjit Bhalla, OXUS
- 12 Dr. Shashank Bhide, National Council for Applied Economic Research (NCAER), New Delhi
- 13 Dr. Sudipto Mundle, National Institute of Public Finance & Policy (NIPFP), New Delhi
- 14 Dr. Saumitra Choudhury, Member, Economic Advisory Council to PM
- 15 Dr. Ajit Ranade, Chief Economist, Aditya Birla Group
- 16 Prof. Pulin Nayak, Director, Delhi School of Economics, Delhi University, Delhi
- 17 Dr. Urjit Patel, President Business Development, Reliance Industries Ltd., Mumbai
- 18 Dr. Isher Judge Ahluwalia, Chairperson, ICRIER
- 19 Dr. Ila Patnaik, Senior Fellow, NIPFP, New Delhi
- 20 Dr. Jahangir Aziz, J.P.Morgan, Mumbai
- 21 Shri B.M. Misra, Adviser, Reserve Bank of India, Mumbai

Thirteenth Finance Commission

- 22 Dr. Vijay Kelkar, Chairman
- 23 Shri B.K. Chaturvedi, Member
- 24 Dr. Indira Rajaraman, Member
- 25 Prof. Atul Sarma, Member
- 26 Dr. Sanjiv Misra, Member
- 27 Shri Sumit Bose, Secretary
- 28 Shri V. Bhaskar, Joint Secretary
- 29 Shri B.S. Bhullar, Joint Secretary
- 30 Dr. Rathin Roy, Economic Adviser
- 31 Shri P.K. Verma, Director
- 32 Shri S.K. Bansal, Director
- 33 Shri Rajib Kumar Sen, Director
- 34 Shri Sanjiv Joshi, Joint Director
- 35 Shri Subhra Ray, Joint Director

**Meeting with Empowered Committee of State Finance Ministers at Vigyan Bhavan
Annexe, New Delhi on 16 September 2008**

LIST OF PARTICIPANTS

Andhra Pradesh

- 1 Shri K. Rosaiah, Finance Minister

Assam

- 2 Shri H.S. Das, Principal Secretary, Finance

Arunachal Pradesh

- 3 Shri Kalikho Pul, Finance Minister
4 Shri H.K. Paliwal, Principal Secretary, Power and Coordination
5 Shri Amit Singla, Joint Secretary, Finance

Bihar

- 6 Shri Sushil Kumar Modi, Deputy Chief Minister
7 Shri Naveen Kumar, Principal Secretary, Finance
8 Shri S.K. Mujumdar, Principal Secretary, Commercial Tax

Chattisgarh

- 9 Shri D.K. Misra, Principal Secretary, Finance

Gujarat

- 10 Shri Saurabhbbhai Patel, Minister of State for Finance
11 Shri Tapan Ray, Principal Secretary, Economic Affairs, Finance

Himachal Pradesh

- 12 Shri Arvind Mehta, Principal Secretary (Finance)

Jammu & Kashmir

- 13 Shri C. Phunsog, Adviser I/C Finance & Commissioner Secretary
14 Shri B.B. Vyas, Sales Tax Commissioner
15 Shri Bashir Ahmed Khawaja, Commissioner, Commercial Taxes

Jharkhand

- 16 Prof. Stephen Marandi, Finance Minister
17 Ms. Rajbala Verma, Secretary, Finance

Karnataka

- 18 Dr. V.S. Acharya, Home Minister

Kerala

- 19 Dr. T.M. Thomas Isaac, Finance Minister
20 Shri P. Mara Pandiyan, Secretary, Taxes

Madhya Pradesh

- 21 Shri Raghavji, Finance Minister
22 Shri Ashok Das, Principal Secretary, Finance

Thirteenth Finance Commission

Meghalaya

23 Shri B.K. Dev Verma, Principal Secretary, Finance

Manipur

24 Shri Ajay N. Jha, Principal Secretary, Finance

Maharashtra

25 Shri Jayantarao Patil, Ministry for Finance & Planning

26 Shri Sunil Soni, Principal Secretary, Reforms

Mizoram

27 Shri Zoramthanga, Chief Minister

28 Shri Lalhuapzauva, Adviser to Chief Minister

29 Shri Lalthansanga, Finance Secretary

Nagaland

30 Shri Neiphiu Rio, Chief Minister

31 Shri Lalthara, Additional Chief Secretary

32 Shri R.C. Acharjee, Adviser, Finance

Orissa

33 Shri Prafulla Chandra Ghadai, Finance Minister

34 Shri R.N. Senapati, Principal Secretary, Finance Department

Punjab

35 Shri Manpreet Singh Badal, Finance Minister

36 Shri D.S. Kalha, Principal Secretary, Finance

37 Shri S.S. Brar, Financial Commissioner, Taxation & Secretary

Sikkim

38 Shri H.B. Rai, Additional Commissioner, Finance Department

Tamil Nadu

39 Shri K. Gnanadesikan, Principal Secretary, Finance Department

40 Shri Rajeev Ranjan, OSD & Secretary, Commercial Taxes & Registration Department

Tripura

41 Shri Badal Choudhury, Finance Minister

42 Shri R.K. De Choudhury, Special Secretary, Finance

Uttar Pradesh

43 Shri Lalji Verma, Parliamentary Affairs, Finance, Health and Education Minister

Uttarakhand

44 Dr. Ramesh Pokhriyal Nishank, Health Minister

45 Shri L.M. Pant, Secretary, Finance Department

West Bengal

46 Dr. Asim K. Dasgupta, Finance Minister

47 Shri Dipankar Mukhopadhyay, Principal Secretary, Finance Department

48 Smt. Ujjaini Datta, OSD

Rajasthan

- 49 Shri S.N. Gupta, Chairman, Public Grievances Redressal Committee
- 50 Shri Vinod Pandya, Director, Finance Commission
- 51 Shri Rajiv Maharishi, Principal Resident Commissioner

Secretariat–Empowered Committee of State Finance Ministers

- 52 Shri Satish Chandra, Member Secretary
- 53 Shri Ramesh Chandra, Adviser

Thirteenth Finance Commission

- 54 Dr. Vijay Kelkar, Chairman
- 55 Shri B.K. Chaturvedi, Member
- 56 Dr. Indira Rajaraman, Member
- 57 Prof. Atul Sarma, Member
- 58 Dr. Sanjiv Misra, Member
- 59 Shri Sumit Bose, Secretary
- 60 Shri V. Bhaskar, Joint Secretary
- 61 Shri B.S. Bhullar, Joint Secretary
- 62 Dr. Rathin Roy, Economic Adviser
- 63 Shri S.K. Bansal, Director
- 64 Shri Rajib Kumar Sen, Director
- 65 Shri Sanjiv Joshi, Joint Director

**Meeting between the Finance Commission and the Planning Commission held
on 23 October 2009 at Yojana Bhavan, New Delhi**

LIST OF PARTICIPANTS

Planning Commission

1. Shri M.S. Ahluwalia, Deputy Chairman
2. Shri V. Narayanaswamy, Minister of State
3. Shri B.K. Chaturvedi, Member
4. Dr. (Mrs.) Syeda Saiyidain Hameed
5. Dr. Saumitra Chaudhuri, Member
6. Dr. Mihir Shah, Member
7. Dr. Kasturirangan, Member
8. Smt. S. Bhawani, Senior Adviser (PEO/PC)
9. Smt. Sunita Sanghi, Adviser (PC)
10. Dr. C. Chandramohan, Adviser (Education)
11. Shri R. Sridharan, Adviser (FR)
12. Shri T.K. Pandey, Joint Secretary (Adm.)

Thirteenth Finance Commission

13. Dr. Vijay Kelkar, Chairman
14. Shri B.K. Chaturvedi, Member
15. Dr. Indira Rajaraman, Member
16. Prof. Atul Sarma, Member
17. Dr. Sanjiv Misra, Member
18. Shri Sumit Bose, Secretary
19. Shri V. Bhaskar, Joint Secretary
20. Shri B.S. Bhullar, Joint Secretary
21. Dr. G.R. Reddy, Adviser
22. Shri Rajib Kumar Sen, Director
23. Shri Ritvik Pandey, Deputy Secretary

Annex 2.26
(Para 2.24)**Meetings Held with the Ministries/ Departments of Central Government**

1	Ministry of Petroleum & Natural Gas	09-07-2008
2	Ministry of Tribal Affairs	25-07-2008
3	Ministry of Consumer Affairs, Food & Public Distribution Department of Food & Public Distribution	29-07-2008
4	Ministry of Panchayati Raj	12-08-2008
5	Ministry of Agriculture Department of Agriculture & Cooperation	19-08-2008
6	Ministry of Housing & Urban Poverty Alleviation	26-08-2008
7	Minister of Development of North Eastern Region (DoNER)	03-09-2008
8	Ministry of Social Justice and Empowerment	04-09-2008
9	Ministry of Water Resources	11-09-2008
10	Ministry of Rural Development Department of Drinking Water Supply	18-09-2008
11	Ministry of Communications and Information Technology Department of Telecommunications	18-09-2008
12	Ministry of Environment & Forests	23-09-2008
13	Ministry of Rural Development Department of Rural Development Department of Land Resources	03-10-2008 07-10-2008
14	Ministry of Road Transport and Highways	30-10-2008
15	Ministry of Commerce & Industry Department of Commerce	04-11-2008
16	Ministry of Chemicals & Fertilizers Department of Fertilizers	25-11-2008
17	Ministry of Railways	27-11-2008
18	Ministry of Urban Development	28-11-2008
19	Ministry of Mines	16-01-2009
20	Ministry of Coal	16-01-2009
21	Minister of Home Affairs	12-03-2009
22	Ministry of Power	26-03-2009
23	Ministry of Defence	27-03-2009
24	Ministry of Human Resources Development Department of School Education and Literacy	15-04-2009
25	Ministry of Women and Child Development	12-05-2009
26	Ministry of Health and Family Welfare Department of Health & Family Welfare	14-05-2009
27	Ministry of Personnel, Public Grievances & Pensions Department of Administrative Reforms and Public Grievances	19-05-2009
28	Comptroller and Auditor General of India (CAG)	16-06-2009
29	Ministry of Corporate Affairs	26-08-2009
30	Ministry of Finance	18-09-2009
31	Planning Commission	23-10-2009

Itinerary of Visits to States

Sl No	Name of the State	Date		Meeting with the Chief Minister
		From	To	
1	Himachal Pradesh	06 June 08	08 June 08	06 June 08
2	Goa	27 June 08	28 June 08	27 June 08
3	Haryana	17 July 08		17 July 08
4	Jharkhand	29 September 08	30 September 08	29 September 08
5	Sikkim	10 November 08	11 November 08	10 November 08
6	West Bengal	17 November 08	18 November 08	17 November 08
7	Punjab	04 December 08	05 December 08	04 December 08
8	Bihar	11 December 08	12 December 08	11 December 08
9	Arunachal Pradesh	15 December 08	17 December 08	17 December 08
10	Assam	18 December 08	19 December 08	18 December 08
11	Karnataka	09 January 09	11 January 09	09 January 09
12	Nagaland	19 January 09	21 January 09	19 January 09
13	Manipur	21 January 09	23 January 09	22 January 09
14	Uttarakhand	27 January 09	29 January 09	28 January 09
15	Kerala	08 February 09	10 February 09	09 February 09
16	Tripura	13 February 09	14 February 09	14 February 09
17	Maharashtra	20 February 09	21 February 09	20 February 09
18	Orissa	25 February 09	27 February 09	26 February 09
19	Mizoram	22 April 09	24 April 09	24 April 09
20	Meghalaya	25 April 09	29 April 09	27 April 09 [Meeting held with the Governor due to President's rule in the state]
21	Chhattisgarh	21 May 09	22 May 09	21 May 09
22	Tamil Nadu	04 June 09	05 June 09	04 June 09
23	Madhya Pradesh	08 June 09	11 June 09	08 June 09
24	Gujarat	19 June 09	20 June 09	19 June 09
25	Rajasthan	21 June 09	23 June 09	22 June 09
26	Jammu & Kashmir	30 June 09	04 July 09	30 June 09
27	Uttar Pradesh	15 July 09	16 July 09	15 July 09
28	Andhra Pradesh	19 July 09	21 July 09	20 July 09

**Participants in the Meetings of the Thirteenth Finance Commission
During Visits to States**

1. ANDHRA PRADESH (19-21 July 2009)

Representatives of State Government

1	Dr. Y. S. Rajasekhara Reddy	Chief Minister
2	Shri K. Rosaiah	Minister, Finance, Planning, Small Savings, Lotteries and Legislative Affairs
3	Shri Dharmana Prasada Rao	Minister, Revenue, Relief, Rehabilitation, ULC
4	Shri D. Manikya Vara Prasada Rao	Minister, Secondary Education, Government Examinations, AP Residential Educational Institutions Society, Hyderabad Public School & Intermediate Education
5	Shri Gade Venkata Reddy	Minister, Endowments, Stamps & Registration
6	Smt. J. Geetha Reddy	Minister, I&PR, Cinematography, FDC & Tourism, Archaeology, Museums, Archives and Culture
7	Smt. D.K. Aruna	Minister, Small Scale Industries, Sugar, Khadi & Village Industries, Printing and Stationery
8	Shri B. Srinivasa Reddy	Minister, Mines & Geology, Handlooms & Textiles, Spinning Mills
9	Shri Anam Ram Narayana Reddy	Minister, Municipal Administration & Urban Development
10	Mohd. Ahamadullah Syed	Minister, Minorities Welfare, Wakf, Urdu Academy, Primary Education, SSA, Adult Education, AP Open Schools Society, Jawahar Bal Bhavan, AP Mahila Samata Society, SIET, Public Libraries, SCERT & AP Text Book Press
11	Shri Ponnala Lakshmaiah,	Minister, Major and Medium Irrigation, AP Water Resources Development Corporation
12	Shri K. Pardha Saradhi	Minister, Animal Husbandry, Dairy Development, Fisheries and Veterinary University
13	Shri D.A. Somayajulu	Adviser, Economic Affairs and Policy Implementation
14	Shri P. Ramakanth Reddy, IAS	Chief Secretary
15	Shri A.K. Goel, IAS	Special Chief Secretary, Energy
16	Shri A.K.Goyal, IAS	Special Chief Secretary, Planning
17	Smt. Janaki R. Kondapi, IAS	Special Chief Secretary, EFS & T
18	Shri G. Sudhir, IAS	Principal Secretary, Finance
19	Smt. Rachel Chatterjee, IAS	Principal Secretary, Agriculture
20	Shri T. Chatterjee, IAS	Principal Secretary, TR & B
21	Shri S. Bhale Rao, IAS	Principal Secretary, Public Enterprises
22	Shri K. Raju, IAS	Principal Secretary, RD
23	Shri S. K. Joshi, IAS	Principal Secretary, I & CAD
24	Shri S.P. Tucker, IAS	Principal Secretary, I & CAD
25	Shri M.V.P. C. Sastry, IAS	Principal Secretary, PR & RD
26	Shri L.V. Subrahmanyam, IAS	Principal Secretary, Health, Medical & Family Welfare
27	Shri V. Nagi Reddy, IAS	Principal Secretary, Social Welfare

28	Dr. A. Vidya Sagar, IAS	Principal Secretary, Backward Classes Welfare
29	Shri M. Samuel, IAS	Principal Secretary, Housing
30	Shri A. Mishra, IAS	Principal Secretary, Revenue
31	Smt. K. Ratna Prabha, IAS	Principal Secretary, Transport, Roads & Buildings
32	Shri A.K. Tigidi, IAS	Principal Secretary, Tribal Welfare
33	Shri Dinesh Kumar, IAS	Commissioner, Disaster Management & EO, Principal Secretary, Revenue (DM)
34	Dr. Manmohan Singh, IAS	Secretary, Infrastructure & Investment
35	Smt. Pushpa Subrahmanyam, IAS	Secretary, MA & UD
36	Smt. Vasudha Mishra, IAS	Secretary (IF), Finance
37	Shri T. Satyanarayana Rao, IAS	Secretary (R&E), Finance
38	Shri S.S. Rawat, IAS	Secretary (FP), Finance
39	Shri S.E. Sekhar Babu, IAS,	Secretary (W&P), Finance
40	Shri Jayesh Ranjan, IAS	Secretary, Tourism
41	Shri J. C. Sharma, IAS	Secretary, Primary Education and SSA
42	Shri K.D.R Jaya Kumar, IFS	Special Secretary for EFS & T
43	Smt. R. Sobha, IFS	Special Secretary, AP Pollution Control Board
44	Shri K. Chandramouli, IAS	Commissioner of PR & RD
45	Shri Sanjay Jaju, IAS	Commissioner, Civil Supplies & EO, Secretary, Food, CA and CS
46	Shri A. K. Rao, IAS	Commissioner, Backward Class Welfare
47	Shri N. Siva Sankar, IAS	Commissioner, Survey, Settlements & Land records
48	Shri N. K. Prasad, IAS	Commissioner, Fisheries
49	Shri Sunil Sharma, IAS	Commissioner, Agriculture
50	Shri C. Siva Shankara Reddy, IFS	Principal Chief-Conservator of Forests
51	Dr. G. Ram Swaroop	I/c Commissioner, AP VidyaVidhana Parishad
52	Shri M. V. Laxmana Rao	Special Commissioner, SDMA Revenue (DM)
53	Shri Sanjay Gupta	Special Commissioner, I & CAD
54	Shri G. Ravi Babu	Additional Commissioner (DM), Revenue
55	Shri B. Ramesh Babu	Additional Commissioner (Finance) GHMC
56	Shri M. Pratap, IPS	Additional Secretary to CM
57	Dr. V. B. Ramana Murthi	Member Secretary, AP Bio-Board
58	Shri K. Madhusudan Rao, IAS	Member Secretary, AP Pollution Control Board
59	Shri K. Vijayanand, IAS	Managing Director, APGENCO
60	Dr. Srinivasa Rao	O/o Commissioner, Family Welfare
61	Shri R. Subrahmanyam, IAS	MD, AP State Housing Corporation
62	Shri K. Srinivasa Rao	Chief Engineer (Commercial) APGENCO
63	Shri P. Subrahmanya Sastry	Chief Engineer, PR
64	Shri B. Sam Babu	Engineer-in-Chief, PR
65	Shri Dinesh Reddy, IPS	VC & MD, APSRTC
66	Dr. Jyoti Buddhaprakash, IAS	VC & MD, AP Seed Development Corporation
67	Shri K. V. Reddy, RAS	VC & MD, INCAP & Director of Ports

68	Prof. P. Chenna Reddy	Director, Archaeology & Museums
69	Shri P. Prakasam	Director, Economics & Statistics
70	Shri N. C. Nagarjuna Reddy	Director, Treasuries & Accounts
71	Dr. V. Dasaradha Rami Reddy	Director, Health
72	Shri Muralikrishna Rao	Director, Ground Water
73	Smt. B. Sandhya Sri	Director, Planning
74	Shri D. Rushendra Nath	Additional Director, Agriculture
75	Shri K.S.R.C.Murthy	Joint Director, PPP Cell, Finance (PMU)
76	Smt. K. Vijayalakshmi	CAO, Agriculture
77	Shri K. Rajasekhar Rao	Chief-Accounts Officer O/o Commissioner, PR & RE
78	Shri C.V. Rao	Deputy Commissioner, O/o CPR & RE
79	Shri V. A. Prabhakar	Adviser, Public Enterprises
80	Shri D. Shalem Raju	PPP Expert, Asian Development Bank
81	Shri V. Anil Kumar	Project Director Bhu-Bharati
82	Shri G.C.S.Reddy	SPD APILIP
83	Shri Paul	SA (State), APSRTC
84	Shri A. Radha Krishna	Deputy EE O/o Commissioner, I & CAD
85	Shri D. Ramakrishna	Consultant, APARD
86	Shri K. Suresh Kumar	Chief Engineer, PHED
87	Shri B. Chandra Shaker	Engineer-in-Chief PHED
88	Shri K. Venkata Rami Reddy	Additional Director
89	Shri M. Prasada Rao	Urban Governance Expert, APWFIDC MA & UD
90	Shri K. Shiva Prasad	Additional Director

Representatives of Local Bodies

1	Shri K. Sam Sree Reddy	Sarpanch, Anantapur Rural, Anantapur
2	Shri G. Srinivasa Rao	Sarpanch, Vakalapudi, Kakinada Mandal, East Godavari
3	Smt. K. Sobharani	Chairperson, Tuni
4	Smt. K. Saroja	Mayor, KKD
5	Shri R. Krishna Rao	Chairperson, Mancherial
6	Shri D. Veerabhadraiah	Chairperson, Rayachoty, Kadapa
7	Shri P. Janardhana Rao	Mayor, Visakhapatnam, GVMC
8	Shri Rayapati Mohan Sai Krishna	Mayor, Guntur
9	Smt N. Bhanusree	Mayor, Nellore
10	Shri T. Bhimasankara Rao	Chairman, Thadepalligudem
11	Smt. Sameena Afroze	Chairperson, Khammam, Municipal Corporation
12	Shri A. Raghu Rami Reddy	Mayor, Karnool
13	Mohd. Obedulla Kothwal	Chairman, Mahaboob Nagar
14	Shri G. Upendra Reddy	Chairperson, Rayadurg
15	Shri P. Venkata Narayana Goud	Chairperson, Nalgonda

Representatives of Trade & Industry

1	Shri D. Muralidhar Reddy	Executive Director, APIIC
2	Shri M. Sreerama Murthy	Member MC and Chairman-Industries Development Committee, FAPCCI
3	Dr. V. H. Rao	Secretary, FAPSIA
4	Shri M. V. Rajeshwara Rao	Secretary General, FAPCCI
5	Shri Y. Harish Chandra Prasad	Chairman, CII-AP.N
6	Smt. K. Rama Devi	President, ALEAP
7	Shri S. Subba Rao	Managing Committee Member, FAPCCI
8	Shri K. Hari Chandra Prasad	President, FAPCCI
9	Shri Thurumalai	Former President, FAPCCI
10	Ms. M. Sree Sai Leela	Treasurer, APFCCT
11	Shri M. Ravindra Vikram	CCI, Convenor
12	Ms. Jyothi	Vice President, ALEAP
13	Shri V.V. Sanyasi Rao	Managing Committee Member, FAPCCI
14	Shri Rajendra Kumar Byli	Head and Coord., FICCI
15	Shri B. Sridhar	Executive Officer, CII
16	Shri M.R. Vikram	Convenor, CII-AP Finance and Taxation
17	Shri P. V. Ramesh	Commissioner, Industries & Export Promotion
18	Shri A. Vaya Kumar	President, FAPSIA

Representatives of Political Parties

1	Shri R. Padma Raju	MLC, General Secretary, INC
2	Shri G. Muddu Krishnama Naidu	TDP, MLA, Deputy Leader of TDLP
3	Shri Y. Rama Krishnudu	TDP, Former Finance Minister
4	Shri G. Kishan Reddy	BJP, MLA, BJP Floor Leader
5	Shri Bandaru Dattatreya	BJP, State President
6	Dr. K. Laxman	BJP, State General Secretary
7	Shri Karthik Chandra	Loksatta Party, Spokesperson
8	Shri Y. V. Rao	CPI(M), State Secretariat Member
9	Shri B. Chandra Reddy	CPI (M), State Committee Member
10	Shri Chada Venkat Reddy	CPI, State Secretariat Member
11	Shri G. Mallesh	CPI, MLA, CPI Floor Leader, AP Assembly
12	Shri K. Ramakrishnaiah	CPI, State Secretariat Member
13	Shri C. Ramachandraiah	PRP, Member (PAC)
14	Shri A. Rajkumar	PRP, Vice Chairman, Media Relations
15	Shri B. Kamalakar Rao	Ex MLC, Official Spokesperson, APCC
16	Mohd. Virasat Rasool Khan	AIMIM, MLA, Nampally
17	Mohd. Moazam Khan	AIMIM, MLA, Bahadupura
18	Shri Syed Ahmed Pasha Quadri	AIMIM, MLA, Charminar, General Secretary, AIMIM

2. ARUNACHAL PRADESH (15-17 December 2008)

Representatives of State Government

1	Shri Dorjee Khandu	Chief Minister
2	Shri Kalikho Pul	Minister, Finance
3	Shri Setong Sera	Speaker
4	Shri Nabom Tuki	Minister, PWD
5	Shri Tanga Byaling	Minister, SW
6	Shri Chowna Mein	Minister, RD
7	Shri Tatar Kipa	Minister, Education
8	Shri Lombo Tayeng	Minister, PHED
9	Shri T. Dhondup	Parliamentary Secretary, Planning
10	Shri K. Wai	Parliamentary Secretary, Tourism
11	Shri Naresh Glow	Chairman, Arunachal Pradesh Energy Development Board
12	Shri Padi Richo	Chairman, Arunachal Pradesh Building and Other Construction Welfare Board
13	Shri T. Bam	Chief Secretary
14	Shri H.K Paliwal	Principal Secretary, Power
15	Shri Otem Dai	Commissioner, PWD
16	Shri Tajom Taloh	Commissioner, Home
17	Shri Anshu Prakash	Commissioner, Health, PR & Crop
18	Shri K.D. Singh	Principal Secretary to CM
19	Shri Anug Perme	CE (P), EEZ
20	Shri Y. Tsering	C & S Finance, G & M & Planning
21	Shri Hage Kojem	Secretary, F & CS/S&T
22	Ms. Bandhana Deori	Secretary, Housing & UD
23	Shri A. B. Shukla	Secretary, Pers & Law
24	Shri D.S. Pandit	Secretary, Agri, S&T, IT
25	Shri M. Pertin	Commissioner, T&C
26	Shri Hage Khoda	Commissioner, Education
27	Shri D.V. Negi	PCCF & Principal Secretary, E&F
28	Shri Y.D. Thongchi	Commissioner, TPT, CUI, Aff.
29	Shri Deepak Mishra	IGP
30	Shri Prashant Lokhande, IAS	Secretary, Planning
31	Shri B. Pertin	Secretary, IPR & Sports
32	Shri Amit Singla	JS, Finance
33	Smt. Padmini Singla	DC, Capital Complex
34	Shri B. Siram	Director, Civil Supply
35	Shri S. Singh	Director, Town Planning
36	Shri Millo Bida,	Director, PLG
37	Shri Taba Tedir	Joint Director, UD & H
38	Shri Tomi Ete	CE (D&P), PWD
39	Shri Tage Moda	Director, Fisheries
40	Shri Lomdak Tago	Director, Horticulture

41	Shri Duyu Pusang	Director, Eco. & Stat.
42	Dr. S.B. Biswas	RO
43	Shri N. Payeng	DIG, HQ
44	Shri C.M. Mong Maw	Director, Accounts & Treasuries
45	Shri M. Bagra	Director, Art & Culture
46	Shri Khoda Ruja,	Director, Textiles, Handloom & Handicraft
47	Shri B. Gadi	DPA
48	Shri Rakesh Kumar	EE, Eco, O/o CEDHPD
49	Shri Rajendra Singh	Deputy Director, APEDA
50	Shri J. Ratan	Joint Director, Horticulture
51	Shri A.K. Purkayastha	Deputy Director, Agriculture
52	Dr. D. Tamu	Joint Director, AHV
53	Shri J. Padu	Joint Director, Agriculture
54	Shri Tasser Talar	Director, (G)
55	Shri Paneny Gamodh	(F&AD)(RD)
56	Shri E. Nangkar	Director, Land Management
57	Shri C.L. Tungkhang	Director, State Plan
57	Shri Tokong Pertin	Director, TC
58	Shri V.P. Pathania	Assistant Director, T&H
59	Shri Jacob Lego	(F&AO) Assembly Secretariat
60	Shri Subu Tabin	Joint Director
61	Dr. Tajum Basar	DHS
62	Shri A.K Singh	Director, Tourism
63	Shri M. Tayeng	Joint Secretary, Home
64	Shri T.T. Gamdik	DST/CA
65	Shri T. Welly	CE, RWD
66	Shri K.C. Dhimole	CEO, ARRD & RWD
67	Shri Lipe Ete	CE, Hydropower
68	Shri B.P. Singh	CE, Power
69	Shri J. Tato	SSW(P)
70	Smt. Mamta Riba	Secretary, APS CW
71	Prof. S.K. Nayak	Department of Economics, Rajiv Gandhi University, Itanagar
72	Shri J.K. Bhattacharya	FAO, Director of Accounts
73	Shri S. Bhowmik	FAO, GMSTS
74	Shri B.Bhattacharya	FAO
75	Shri P. Aich	US (BT)
76	Shri Suresh Kumar T.	PAO
77	Shri Ashim Gupta Choudhury	Reporter, LA
78	Shri Gyati Tagia	RO
79	Shri K.R. Ramesh Kumar	SO
80	Shri Arif Rasul	SPA
81	Shri N. Khambo	SRA
82	Shri Amodara Das	SPA
83	Shri H. Khoda	BO, Finance
84	Shri Tage Tado	US, FC
85	Shri Gosso Yonggam	US, Finance

Representatives of Local Bodies

1	Smt. Padmini Singla, IAS	Chairman, DUDA, Itanagar
2	Shri Talo Potom	M/Secretary, DUDA, Ziro
3	Shri Sukhvinder Singh	Director, Town Planning
4	Shri B. Gadi	Director
5	Shri Sepi Pasang	ZP (East Kamang)
6	Shri Chiliko Meto	Chairman, Zilla Parishad, Lower Dibang Valley
7	Shri Buglecum Tega,	ZPC, Anjaw
8	Smt. Junpo Jugli	ZPC, Chig
9	Smt. Tsering Lhamu	Treasurer, Tawang
10	Shri Dunggoli Libang	ZPC, Ying Kiong
11	Shri Licha Birbal,	ACP, Yajali Zilla
12	Smt. Lod Riniyo	ACP, Lower Subansing
13	Smt. Taba Rem	GPC, Ziro
14	Shri Kuru Tago	ACP, Ziro-I Block
15	Smt. Yayi Dion	CP, Siang
16	Smt. Libha Tongrem	CP, Lower Subansiry
17	Smt. Tsering Lhama	Chairperson, Zilla Parishad, Tawang
18	Shri Phurpa Tsering	Chairman, Zilla Parishad, Bomdila
19	Shri Sepi Bagang	Chairman, Zilla Parishad, Seppa
20	Shri Nabam Aka	Chairman, Zilla Parishad, Papumpare
21	Shri Nabam Tarak	ASC, Papumpare
22	Shri Nabam Tania	GPC, Papumpare
23	Shri Nabam Sukia	ZPM, Papumpare
24	Shri Tajan Pariyo	Chairman, Zilla Parishad, Kurung Kumey
25	Shri Nakap Nalo	Chairman, Zilla Parishad, Daporijo
26	Shri Likha Tongum	Chairman, Zilla Parishad, Ziro
27	Shri Jarsa Gamlin	Chairman, Zilla Parishad, Aalo
28	Smt. Yayi Dabi	Chairperson, Zilla Parishad, Pasighat
29	Shri Dunggoli Libang	Chairman, Zilla Parishad, Yingkiong
30	Shri Rongnai Manham	Chairman, Zilla Parishad, Khonsa
31	Shri Chiliko Meto	Chairman, Zilla Parishad, Roing
32	Shri Beglelum Tega	Chairman, Zilla Parishad, Anjaw

Representatives of Political Parties

1	Shri Tarak Nachung	General Secretary, ACCI
2	Shri Domin Loya	General Secretary, ACCI
3	Shri B. K. Ghosh Dastidar	ACCI
4	Shri Vijay Vyas	ACCI
5	Shri Tony Koyu	MD, APIDFC
6	Shri Makbul Pertin	Commissioner, Industry
7	Shri Subu Tabin,	Joint Director, Industry
8	Shri Rajesh Rinwa	Joint Secretary, ACCI
9	Shri Ajay Agarwal	Member, ACCI
10	Shri Vinod Rathi	Member, ACCI
11	Shri Satyanarayan Rathi	ACCI
12	Shri Lala Techhi	ACCI

Representatives of Trade & Industry

1	Shri Tarak Nachung Tariang	General Secretary, Arunachal Chamber of Commerce and Industry
2	Shri Lala Tech	President, Arunachal Chamber of Commerce and Industry
3	Shri B.K. Ghosh Dastidar	Arunachal Chamber of Commerce and Industry
4	Shri Vijay Vyas	Arunachal Chamber of Commerce and Industry
5	Shri Ajay Agarwal	Member, ACCI
6	Shri Vinod Rathi	Member, ACCI
7	Shri Tony Koyu	MD, APIDFC
8	Shri Makbul Pertin	Commissioner, Industries
9	Shri Subu Tabin	Joint Director, Industries
10	Shri Rajesh Rinwer	Joint Secretary, AGCI

3. ASSAM (18-19 December 2008)

Representatives of State Government

1	Shri Tarun Gogoi	Chief Minister
2	Dr. Bhumidhar Barman	Minister, Revenue & Disaster Management
3	Shri Pranab Gogoi	Minister, Handloom, Textiles & Sericulture
4	Shri Bharat Ch. Narah	Minister, Cooperation, Cultural Affairs
5	Shri Pradyut Bordoli	Minister, Industries & Commerce, Power
6	Shri Akon Bora	Minister, Social Welfare, Jails
7	Shri Prithibi Majhi	Minister, Water Resources, Labour & Employment
8	Shri Gautam Roy	Minister, Excise and Border Areas
9	Smt. Ajanta Neog	Minister, Public Works
10	Smt. Pramila Rani Brahma	Minister, Agriculture, Welfare of PT & BC
11	Shri Nurjamal Sarkar	Minister, Irrigation, Soil Conservation & Fishery
12	Shri Ajit Singh	Parliamentary Secretary
13	Shri P.C. Sharma, IAS	Chief Secretary, Assam
14	Shri C. K. Das, IAS	Chairman, ASEB
15	Smt. Parul Debi Das, IAS	Additional Chief Secretary, PWD, Irrigation
16	Shri P.P. Varma, IAS	Additional Chief Secretary, P&D
17	Shri H.S. Das, IAS	Principal Secretary, Finance & Tourism
18	Shri H.M. Cairae, IAS	Principal Secretary, Public Enterprises
19	Smt. Emily Das Choudhury, IAS	Principal Secretary, Soil Conservation
20	Shri V.K. Pipersenia, IAS	Principal Secretary, Revenue & Disaster Management & Cooperation
21	Shri B. Mushahary, IAS	Principal Secretary, Excise, H&T
22	Shri S.C. Das, IAS	Principal Secretary, Home & Political
23	Shri H. Sonowal, IAS	Principal Secretary, Social Welfare
24	Smt. T.Y. Das, IAS	Principal Secretary, CM Secretariat
25	Shri Arun Kumar, IAS	Principal Secretary, P&R
26	Shri J. P. Meena, IAS	Principal Secretary, Agriculture & WPT & BC
27	Dr. Prem Saran, IAS	Development Commissioner for Hill Areas

28	Shri S.L. Mewara, IAS	Commissioner & Secretary, AH & Vety.
29	Shri Davinder Kumar, IAS	Commissioner & Secretary, P&RD
30	Shri Rajiv Bora, IAS	Commissioner & Secretary, Home & Political
31	Shri V.S. Bhaskar, IAS	Commissioner & Secretary, Health & Family Welfare
32	Shri Ravi Capoor, IAS	Commissioner & Secretary, Industry & Commerce
33	Shri Birbhadra Hagjer, IAS	Commissioner & Secretary, Environment & Forest
34	Shri L.N. Tamuly, IAS	Commissioner & Secretary, HT & S
35	Shri P.K. Barthakur, IAS	Commissioner & Secretary, SAD
36	Shri P.K. Tiwari, IAS	Commissioner & Secretary, Finance
37	Shri K.K. Mittal, IAS	Commissioner & Secretary, Labour & Employment
38	Shri Shantanu Gotmare, IAS	SO to Chief Secretary
39	Shri M.C. Boro, IAS	Commissioner & Secretary, PWD
40	Shri Biren Dutta, IAS	Commissioner & Secretary, Education (Elementary), UDD
41	Shri A.K. Mitra	Member, Assam Administrative Tribunal
42	Shri M. Agarwal, IPS	Deputy Inspector General of Police (Metro)
43	Shri Sanjay Lohiya, IAS	Commissioner of Taxes
44	Shri R.K. Das, IAS	Secretary, Cultural Affairs
45	Shri Joy Chandra Goswami, IAS	Secretary, Health
46	Dr. A.K. Bhutani, IAS	Secretary, Finance, Guwahati Development
47	Shri R.C. Joshi, IAS	Secretary, Finance
48	Shri R.R. Hazarika	Director, Finance (Economic Affairs)
49	Shri J. Choudhury	Joint Director, Finance (Economic Affairs)
50	Shri S. Barma	Additional Secretary, Cultural Affairs
51	Shri Anjan Bardoloy	Joint Secretary, Chief Minister's Secretariat
52	Shri T.C. Sarma	Joint Secretary, Chief Minister's Secretariat
53	Shri A.K. Bhuyan	Joint Secretary, Power
54	Shri Donald Gilfellon	Joint Secretary, Transport
55	Shri Babul Ch. Barbuah	Joint Secretary, S&T
56	Shri R. Chakrabarty	Deputy Secretary, Chief Minister's Secretariat
57	Shri Rahul Amin	Deputy Secretary, Irrigation
58	Shri S. Shah	Deputy Secretary, FCS & CA
59	Shri N.H. Laskar	Deputy Secretary, FCS & CA
60	Shri S.K. Agarwal	Under Secretary, PHED
61	Shri Mukti Gogoi	Director, Handloom & Textiles
62	Shri K. Kalita	Director, SIRD
63	Dr. S. Ahmed	Director, Museum
64	Shri D. Sonowal	Director of Archives
65	Dr. H.N. Dutta	Director, Archaeology
66	Dr. Dhruva Hojai	Director, Health Services
67	Shri Rohini Sarma	Director, Dairy Development
68	Dr. P. Kalita	Director, Agriculture
69	Dr. A.K. Kataki	Director, Vety.
70	Dr. R.N. Khound	Director, Forensic Science Laboratory

71	Shri A.K. Purkayastha	Director, Pension
72	Shri L.C. Bezbarua	Director, Geology & Mining
73	Shri S.C. Sarmah	Director, Elementary Education
74	Md. Mohsin Ali	Director, Secondary Education
75	Smt. Sumitra Das, IAS	Director, AASC
76	Shri P.K. Baruah	Deputy Director, Forensic Science Laboratory
77	Shri S. Doley	Principal Chief of Conservator of Forest
78	Shri Bipul Gogoi	SPO to Chief Minister
79	Shri S.K. Saha	CGM (CF), ASEB
80	Shri D. Borgohain	MD, AEGCL
81	Shri A.C. Bhuyan	MD, APGCL
82	Shri Anamul Haque	Chief Engineer, Irrigation
83	Shri T.K. Bora	Chief Engineer (D), ASEB
84	Shri Abhijit Dutta	Chief Engineer (PHE), Sanitation
85	Shri G.H. Roy	Additional Chief Engineer (PHE), Assam
86	Shri S.K. Sarma	Superintendent Engineer, PHED
87	Shri S.K. Das	Planning Officer, Dairy
88	Shri Rajendra Kumar	ADG (OSD)
89	Shri D. Dehingia	OSD, ASEB

Representatives of Sixth Schedule/Autonomous Council

1	Smt. T.Y. Das, IAS	Principal Secretary to Chief Minister
2	Shri J.P. Meena, IAS	Principal Secretary, WPT&BC
3	Shri M.S. Engti	Chief Executive Member, Karbi Anglong Autonomous Council
4	Shri Pradip Singnar	Executive Member, Karbi Anglong Autonomous Council
5	Dr. Prem Saran, IAS	Commissioner, Hill Areas Department
6	Shri K.K. Kalita	Principal Secretary, Karbi Anglong Autonomous Council
7	Shri Sarat Teron	Sr. FAO (T), Karbi Anglong Autonomous Council
8	Shri Ruchi Nath Gogoi	Sr. RO, Karbi Anglong Autonomous Council
9	Shri Prafulla Kumar Hazari	Secretary, Bodoland Territorial Council
10	Shri Emanuel Mushahary	Executive Member, Bodoland Territorial Council
11	Shri J.I. Kathor, IAS	Principal Secretary, Bodoland Territorial Council
12	Shri Carol Narzary	Secretary, Bodoland Territorial Council
13	Shri Kampa Borgoyari	Deputy Chief, Bodoland Territorial Council

Representatives of Local Bodies

1	Shri Kamal Singh Narzary	Chairman, Bijni Town Committee
2	Shri Ram Ayodhya Prasad Singh	Chairman, Dhing Town Committee
3	Shri Debesh Bhattachargee	Chairman, Karimganj Municipal Board
4	Shri Rana Khan	Chairman, Sivasagar Municipal Board
5	Shri Kuldip Singh Sokhey	Vice Chairman, Jorhat Municipal Board
6	Shri J. Chakravorty	Director, MAD

Representatives of Trade & Industry

1	Shri Anil Agarwal	Executive Member, Kamrup Chamber of Commerce, Guwahati
2	Shri Sanjay Surekha	Executive Member, Kamrup Chamber of Commerce, Guwahati
3	Shri S.R. Agarwal	Executive Member, Kamrup Chamber of Commerce, Guwahati

4	Shri Rupam Goswami	Convenor, Assam Chamber of Commerce
5	Shri Bijoy Gupta	Joint Convenor, Assam Chamber of Commerce
6	Ms. Punam Teneja	Member, Assam Chamber of Commerce
7	Shri R.S. Joshi	Chairman, Federation of Industry & Commerce of North–East Region (FINER)
8	Shri Cheni Ram Khanikar	President, All Assam Small Tea Growers' Association
9	Shri Dinesh Kr. Sharma	Vice President, All Assam Small Tea Growers' Association
10	Shri Karuna Mahanta	General Secretary, All Assam Small Tea Growers' Association
11	Shri Hemanta Saikia	Organising Secretary, All Assam Small Tea Growers' Association
12	Shri Dhiraj Kakati	Secretary, Assam Branch Indian Tea Association

Representatives of Political Parties

1	Shri C.M. Patoory	AGP
2	Shri P.B. Choudhury	AGP
3	Shri B. Bharal	AGP
4	Shri D. Bashatahi	AGP
5	Shri Uddhab Burman	Secretary, CPI(M)
6	Shri Ajit Das	Secretary, Member CPI(M)
7	Shri Bhogeswar Dutt	Additional. Secretary, CPI
8	Shri Dambaru Burman	State Executive Member, CPI
9	Shri Charan Deka	BJP
10	Shri Barki Prasad	BJP
11	Capt. Bordoloi	INC

4. BIHAR (11-12 December 2008)

Representatives of State Government

1	Shri Nitish Kumar	Chief Minister
2	Shri Sushil Kumar Modi	Deputy Chief Minister
3	Shri Vijendra Prasad Yadav	Minister, Water Resources
4	Shri R. J. M. Pillai	Chief Secretary
5	Shri S. Vijayaraghvan	Development Commissioner
6	Shri Anup Mukherji	Principal Secretary, Rural Development
7	Shri R. K. Singh	Principal Secretary, Road Construction
8	Shri Navin Kumar	Principal Secretary, Finance
9	Shri K. C. Saha	Principal Secretary, Panchayati Raj
10	Shri A. K. Sinha	Principal Secretary, Industries
11	Shri Ajay Kumar	Principal Secretary, Rural Works
12	Shri S. Majumdar	Principal Secretary, Commercial-Tax
13	Shri Afzal Amanullah	Principal Secretary, Home
14	Shri B. P. Sharma	Principal Secretary, Health, Urban Development & Housing
15	Shri Anjani Kumar Singh	Principal Secretary, Human Resource Development
16	Shri Vijoy Prakash	Principal Secretary, Social Welfare
17	Smt. Rashmi Verma	Principal Secretary, Tourism
18	Shri Vyasjee	Principal Secretary, Labour Resource
19	Shri Rajesh Gupta	Principal Secretary, Energy

20	Shri C. K. Mishra	Principal Secretary, Information Technology
21	Shri Rameshwar Singh	Principal Secretary, Planning & Development
22	Shri Ajay V. Nayak	Secretary, Water Resource
23	Shri Shashi Shekhar Sharma	Secretary, Public Health Engineering
24	Shri Arun Kumar Singh	Secretary, Building Construction
25	Shri Amir Subhani	Secretary, Registration & Excise
26	Shri Rajesh Bhushan	Director, Bihar Education Project
27	Shri Sunil Barthwal	Additional Finance Commissioner (Resource), Finance
28	Shri Pratyaya Amrit	Secretary, Disaster Management
29	Shri Arunish Chawla	Additional Finance Commissioner (Expenditure), Finance

Representatives of Local Bodies

1	Smt. Kiran Devi	President, ZP, Muzaffarpur
2	Smt. Veena Devi	Vice President, ZP, Muzaffarpur
3	Smt. Preran Nath	Pramukh, Mushairi Block, PS, Muzaffarpur
4	Smt. Indu Devi	Pramukh, Masouri Block, PS, Muzaffarpur
5	Shri Shailendra Kumar	Mukhiya, Kurkuri Gram Panchayat, Phulwari Sharif Block, Patna
6	Shri Amar Singh	Mukhiya, Mohuli Gram Panchayat, Patna
7	Shri Triloki Prasad	Mukhiya, Madhori Gram Panchayat, Maner Block, Patna
8	Shri Dinesh Prasad	Mayor, Bihar Sharif Municipal Corporation, Bihar Sharif
9	Smt. Rashmi Verma	President, Narkatiya Nagar Parishad, Betiah
10	Shri Amar Singh Deo	President, Bhabhua Nagar Parishad
11	Smt. Rama Nishad	President, Murliganj Nagar Parishad, Madhepura
12	Shri Sunil Kumar Sureka	President, Dalsingh Sarai Nagar Parishad, Samastipur
13	Shri Pawan Kumar Agrawal	President, Bahadur Gunj Nagar Parishad, Kishanganj
14	Shri Dharmendra	Mukhiya, Patna Sadar

Representatives of Trade & Industry

1	Shri K. P. Jhunjunwala	President, Bihar Industries Association
2	Shri S. K. Patwari	Bihar Industries Association
3	Shri K. P. Sah	President, Chamber of Commerce
4	Shri Sanjeeb Kumar Choudhary	Chamber of Commerce
5	Shri Satyajeet Kumar	President, Confederation of India Industries
6	Shri Rag Karan Daftary	Secretary, Tea Plantation Society
7	Shri Sunil Kumar Singh	Sasaram Industries
8	Shri K. P. Thakur	Muzaffarpur Industries
9	Shri Ashwini Jhunjunwala	Bhagalpur Industries
10	Shri S. N. Poddar	Chief General Manager, M/s. Hari Nagar Sugar Mills Ltd.
11	Dr. Manmohan Singh	Chairman, Laghu Uddyog Bharti, Patna
12	Shri Sunil Singh	Vice President, Bihar Industries Association
13	Shri Ram Lall Khetan	General Secretary, Bihar Industries Association
14	Shri Y. N. Singh	Laghu Udyog Board
15	Prof. S. N. Asheaf	Vice President, Bihar Industries Association

Representatives of Political Parties

1	Shri Ashok Kumar Gupta	General Secretary, SP
2	Shri U. N. Mishra	Secretariat Member, CPI
3	Shri M. Jabbar Alam	Member State Secretariat, CPI
4	Shri Abdul Bari Siddiqui	State President, RJD
5	Shri Sushil Kumar Modi	BJP
6	Shri Radha Mohan Singh	BJP
7	Shri Rajeev Ranjan Singh	JD (U)
8	Shri Upendra Kushwaha	NCP
9	Shri Anil Sharma	President, BPCC
10	Dr. Samir Kumar Singh	Chairman, BPCC
11	Shri Ram Dev Verma	CPI (M)
12	Shri Mritunjay Kumar	NCP
13	Shri Vinod Narayan Jha	BJP
14	Dr. Suraj Nandan Mehta	BJP
15	Shri Sakil Ahmed Khan	RJD
16	Shri B. S. Kuswaha	BSP

5. CHHATTISGARH (21-22 May 2009)**Representatives of State Government**

1	Dr. Raman Singh	Chief Minister
2	Shri Nankiram Kanwar	Minister, Home, Jail, Co-operation
3	Shri Brijmohan Agrawal	Minister, School Education, Culture, Parliamentary Affairs, Tourism & PWD
4	Shri Ramvihar Netam	Minister, Panchayat and Rural Development, Law
5	Shri Chandrasekhar Sahu	Minister, Agriculture, Animal Husbandry, Pisciculture, Labour Department.
6	Shri Amar Agarwal	Minister, Public Health & Family Welfare, Revenue, Disaster Management
7	Shri Vikram Usendi	Minister, Forest, Public Enterprises, Public Grievances
8	Shri Rajesh Munat	Minister, Transport, Housing & Environment, Commerce & Industries
9	Shri Kedar Kashyap	Minister, SC-ST and OBC Welfare, Public Health Engineering
10	Shri P. Joy Oommen	Chief Secretary
11	Shri Serjius Minj	Additional Chief Secretary, Department of Agriculture & Forest
12	Shri Vivek Kumar Dhand	Principal Secretary, Urban Administration, Development & Food
13	Shri D.S. Mishra	Principal Secretary, Panchayat & Rural Development & Energy
14	Shri N.K. Aswal	Principal Secretary, Home, Jail, Transport
15	Shri M.K. Raut	Principal Secretary, Public Work
16	Shri Ajay Singh	Principal Secretary, Finance & Planning, Commercial Tax
17	Shri N. Baijendra Kumar	Secretary, Housing & Environment
18	Shri R.S. Sharma	Secretary, Law & Justice
19	Shri R.P. Mandal	Secretary, Panchayat & Rural Development
20	Shri Jawahar Srivastava	Secretary, General Administration & Parliamentary Affairs, Revenue

21	Shri Vikas Sheel	Secretary, Health & Family Welfare
22	Shri Nand Kumar	Secretary, School Education
23	Shri Vijayendra	Secretary, Finance, Food
24	Smt. Renu G. Pillay	Secretary, Finance
25	Shri Aman Singh	Special Secretary, Information Technology
26	Shri Viswaranjan	DGP, Police

Representatives of Local Bodies

1	Shri Muniram Sahu	President, Zilla Panchayat, Bilaspur
2	Smt. Prabha Jaiswal	President, Janpad Panchayat, Malkharoda District Janjgir
3	Shri Ram Chandra Patle	Member, Zilla Panchayat, Korba
4	Shri Chhattar Singh Nayak	President, Zilla Panchayat, Mahasamund
5	Shri Bharat Verma	President, Zilla Panchayat, Rajnandgaon
6	Shri Khooblal Kurre	President, Zilla Panchayat, Dhamtari
7	Shri Suresh Ram	Vice President, Zilla Panchayat Jashpur
8	Shri Ashok Bajaj	President, Zilla Panchayat, Raipur
9	Shri Nishant Sharma	Member, Zilla Panchayat, Durg
10	Shri Birbal Singh Thakur	Up Sarpanch, Gram Panchayat, Balud District, Dantewada
11	Shri Lakheswar Baghel	Member, Zilla Panchayat, Bastar
12	Smt. Prema Ajgale	Member, Zilla Panchayat, Raigarh
13	Shri Bhagwat Netam	President, Zilla Panchayat, Kanker
14	Smt. Pramila Lakra	President, Zilla Panchayat, Sarguja
15	Shri Dhrupad Chauhan	Vice President, Zilla Panchayat, Korla
16	Shri Raghuraj Singh	President, Zilla Panchayat, Kabirdham
17	Shri Sunil Soni	Mayor, Municipal Corporation, Raipur
18	Shri Prabodh Minj	Mayor, Municipal Corporation, Ambikapur
19	Smt. Geetesh Mall	Mayor, Municipal Corporation, Jagdalpur
20	Shri Vimal Chopra	President, Nagar Palika, Masamund
21	Smt. Purobi Verma	President, Nagar Palika, Dalli Rajhara
22	Ms. Santosh Sharma	President, Nagar Panchayat, Ambagarh Chowki
23	Shri Viswanath	President, Nagar Panchayat, Lakhanpur
24	Ms. Aparna Dev	President, Nagar Panchayat, Sukma

Representatives of Political Parties

1	Shri Shobhalal Prajapati	State President, Rashtriya Janta Dal
2	Shri Arun Kumar Patle	State Secretary, Rashtriya Janta Dal
3	Shri Lalit Kumar	State Member, Rashtriya Janta Dal
4	Shri Dharm Raj Mahapatra	CPI(M)
5	Shri Sanjay Pasate	CPI(M)
6	Shri Ajay Chandrakar	Bhartiya Janta Party
7	Shri Naresh Chandra Gupta	Bhartiya Janta Party
8	Shri Ramesh Varlyani	Mahamantri and Spokesperson, Chhattisgarh Pradesh Congress Party
9	Shri Amber Shukla	Spokesperson, Chhattisgarh Pradesh Congress Party
10	Ms. Kamda Jolhe	Vice President, BSP

11	Shri Dujram Baudha Ji	MLA, Pamgarh BSP
12	Shri M.P. Madhukar	NCP

Representatives of Trade & Industry

1	Shri Veerendra Goel	President, CII
2	Shri Pratik Pandey	State Head, CII
3	Shri Mohan Lal Agrawal	Treasurer, CG State Rice Millers Association
4	Shri G.K. Agrawal	President, Urla Industries Association
5	Shri Nitin Karecha	Joint Secretary, Urla Industries Association
6	Shri Mahendra Kothari	Organizer, CG Chamber of Commerce and Industry
7	Shri Mahesh Kakkad	President, CG Udhyog Mahasangh
8	Shri Arvind Jain	President, Bhilai Industries Association
9	Shri A.N. Singh	Bhilai Industries Association
10	Shri R.K. Kedia	Joint Secretary, CG Steel Re-Roller Association

6. GOA (27-28 June 2008)

Representatives of State Government

1	Shri Digambar V. Kamat	Chief Minister
2	Shri Ravi Naik	Minister, Ministerial Secretariat
3	Shri Dayanand Narvekar	Minister, Finance
4	Shri Jose Philip D'Souza	Minister, Revenue
5	Shri Churchill Alemao	Minister, PWD
6	Shri Fillipe Neri Rodrigues	Minister, Water Resources
7	Shri Ramkrishna Dhavlikar	Minister, Transport
8	Shri Joaquim Alemao	Minister, Urban Development
9	Shri Manohar Azgaonkar	Minister, Rural Development
10	Shri Francisco X. Pacheco	Minister, Tourism
11	Shri Aleixo Sequeira	Minister, Power
12	Shri Vishwajit P. Rane	Minister, Health
13	Dr. Wilfred D'Souza	Deputy Chairman, Planning Board
14	Shri J.P. Singh	Chief Secretary
15	Shri Anand Prakash	Development Commissioner
16	Shri Raajiv Yaduvanshi	Commissioner & Secretary, Transport/CM
17	Shri R. P. Pal	Secretary Information Technology & Urban Development
18	Shri Uddipta Ray	Secretary, Finance Secretariat
19	Dr. M. Modassir	Secretary, Tourism Secretariat
20	Shri Diwan Chand	Secretary, Labour Secretariat
21	Shri V. K. Jha	Secretary, Industries Secretariat
22	Shri Ajit Srivastava	Secretary, Rural Development
23	Shri K. S. Singh	Secretary, Co-operation

24	Shri C.P. Tripathi	Secretary, PWD
25	Shri Nikhil Kumar	Secretary to Governor
26	Shri Narendra Kumar	Secretary to Governor
27	Shri Maneesh Bahuguna	Special Secretary, Finance
28	Shri Anupam Kishore	Joint Secretary, DMU
29	Shri Suresh Shanbhogue	Joint Secretary, Budget
30	Shri Dattaram Sardessai	Joint Secretary, Finance

Representatives of Trade & Industry

1	Shri Sanjit Rodrigues	Director, Industries & Trade
2	Shri D. Menezes	Chairman, Confederation of Indian Industry
3	Shri P. K. Pinto	Director General, Goa Chamber of Commerce
4	Shri Shivanand V. Salgaonkar	President, Goa Mineral Ore Exporters Association & Goa Mining Association
5	Shri Atul D. Pai Kane	President, Goa Small Scale Industries Association
6	Shri Ralph D'Souza	President, Travel and Tourism Association of Goa
7	Shri Dilip Salgaonkar	President, Goa Pharmaceutical Manufacturers Association

Representatives of Local Bodies

1	Shri Tony Rodrigues	Chairperson/Mayor, Corporation of the City, Panaji
2	Smt. Sneha Bhoje	Chairperson, Mapusa Municipal Council
3	Shri Johnson Fernandes	Chairperson, Margao Municipal Council
4	Shri Sanjay Manu Naik	Chairman, Ponda Municipal Council
5	Smt. Amol Krishna Morajkar	Adhyaksha, Zilla Panchayat, North Goa
6	Shri Clafacio J. Dias	Adhyaksha, Zilla Panchayat, South Goa,
7	Shri Joaquim Manuel Pereira	Sarpanch, Village Panchayat, Assolna, Salcete
8	Smt. Maria A. Rodrigues	Sarpanch, Village Panchayat, Dramapur-Sirlim
9	Shri Wilson Valadares	Sarpanch, Village Panchayat, Carambolim
10	Smt. Joanita Madkaikar	Sarpanch, Village Panchayat Se-Old Goa
11	Shri Pradeep Madan Naik	Sarpanch, Village Panchayat, Dhargalim
12	Smt. Gauri Joshalkar	Sarpanch, Village Panchayat, Varcond-Nagzar
13	Smt. Vibhakti Gawade	Sarpanch, Village Panchayat, Virnoda
14	Shri Shashikant Gaonkar	Sarpanch, Village Panchayat, Neturlim
15	Shri Dilesh Kalekar	Sarpanch, Village Panchayat, Avedem,

Representatives of Political Parties

1	Shri Francisco Sardinha, MP	President, Goa Pradesh Congress Committee
2	Dr. Wilfred D'Souza	President, Nationalist Congress Party, Goa State
3	Shri Shripad Y. Naik	President, Goa Unit, Bhartiya Janata Party
4	Shri Pandurang Raut	President, Maharashtrawadi Gomantak Party
5	Shri Francisco Monte Cruz	President, United Goan Democratic Party
6	Shri Suresh S. Naik	President, Goa Unit, Communist Party of India (Marxist)
7	Shri Raju Manggeshkar	President, Communist Party of India

7. GUJARAT (18-19 June 2009)**Representatives of State Government**

1	Shri Narendrabhai Modi	Chief Minister
2	Shri Vajubhai Vala	Minister, Finance
3	Shri Saurabhbhai Patel	Minister of State, Finance
4	Shri D. Rajagopalan	Chief Secretary
5	Shri S. K. Shelat	Adviser to Chief Minister
6	Shri K. Kailashnathan	Principal Secretary to CM
7	Shri M. M. Srivastava	Principal Secretary, Finance
8	Shri Tapan Ray	Principal Secretary (EA), Finance
9	Dr. Varesh Sinha	Principal Secretary, Panchayats, Rural Housing & Rural Development
10	Smt. Gauri Kumar	Principal Secretary, Urban Development & Urban Housing
11	Shri Hasmukh Adhiya	Principal Secretary, Education
12	Shri Ravi Saxena	Principal Secretary, Health & Family Welfare
13	Shri C. L. Meena	Secretary (Expdt.), Finance
14	Shri K. Srinivas	Managing Director, Gujarat Urban Development Company
15	Shri J. P. Gupta	Special Commissioner of Commercial Tax
16	Shri N. Srivastava	Officer on Special Duty (BPE), Finance
17	Shri Munindra Bhatt	Additional Secretary (Tax), Finance
18	Smt. Mona Khandhar	Joint Secretary (Budget), Finance
19	Shri Manish Verma	Additional Secretary & Director (IF), Finance

Representatives of Local Bodies

1	Shri Ramanbhai Patel	President, District Panchayat, Mehsana
2	Shri Mavjibhai Chaudhary	President, District Panchayat, Vyara
3	Shri Rakeshbhai Rao	President, District Panchayat, Nadiad
4	Smt. Vilasben Gabhrubhai vala	President, Taluka Panchayat, Dhari, Amreli District
5	Shri Vaghabhai B. Chauhan	Chairman, Taluka Panchayat, Diodar, Banaskantha District
6	Smt. Pravinaben R. Patel	President, Taluka Panchayat, Sankheda, Baroda District
7	Smt. Kantaben Natvarbhai Patel	Sarpanch, Village Bhatha, Taluka Gandevi, Navsari District
8	Shri Himanshu N. Patel	Sarpanch, Village Punsari, Taluka Talod, Sabarkantha District
9	Shri Balubhai Shukla	Mayor, Vadodara Municipal Corporation
10	Ms. Reenaben Shah	Mayor, Bhavnagar Municipal Corporation
11	Shri Mukeshbhai Dalal	Chairman, Standing Committee, Surat Municipal Corporation
12	Ms. Madhu Patel	Ex. Chairperson, Standing Committee, Ahmedabad Municipal Corporation
13	Shri Dhansukhbhai Bhandari	Ex. Mayor, Rajkot Municipal Corporation
14	Shri Vasantbhai J. Kodrani	President, Anjar Nagarpalika
15	Shri Janakbhai K Bhanusali	President Valsad Municipality
16	Dr. Naranbhai N. Amin	President, Bilimora Municipality
17	Shri Girishbhai J. Rajgor	President, Mehsana Municipality
18	Shri Jaysukhbhai Gujarati	Vice President, Jetpur Municipality
19	Dr. Mahendrabhai Shah	Vice President, Vyara Nagarpalika

20	Shri Popatbhai Patel	Member, Mehsana Municipality
21	Shri Rashvinbhai P. Dodia	Member, Bagasra Municipality
22	Shri Aniruddhbhai B. Dave	President, Mandavi Municipality, District Kutch
23	Shri Natubhai Ramdas Patel	Member, Kadi Nagarpalika
24	Smt. Gauri Kumar	Principal Secretary, Urban Development & Urban Housing Department
25	Shri K.Srinivas	MD, Gujarat Urban Development Company
26	Smt. L.M.Oza	Deputy Secretary, Urban Development and Urban Housing Department
27	Shri J.K.Astik	CEO, Gujarat Municipal Finance Board
28	Shri H.N.Thakkar	Additional CEO, Gujarat Urban Development Mission

Representatives of Trade & Industry

1	Shri Rupesh C. Shah	President, Gujarat Chamber of Commerce & Industry
2	Shri Pranav Adani	Chairman, Confederation of Indian Industries
3	Shri Param Shah	FICCI
4	Shri Nilesh V. Mandlewala	The Southern Gujarat Chamber of Commerce and Industry
5	Shri Kamaleshbhai C Patel	President, Indian Drugs Manufacturers Association
6	Shri Manish Kiri	President, The Gujarat Dyestuff Manufacturing Association
7	Shri A.K. Sharma	Director, ATIRA
8	Shri Atul Kapasi	President, Gujarat State Small Industries Federation
9	Shri Bhavesh Patel	President, Rajkot Engineering Association
10	Shri Kamlesh Udani	J.B. Chemical & Pharmaceuticals Ltd.
11	Shri Shailesh Patvari	Chairman, Naroda Enviro Project Ltd.

Representatives of Political Parties

1	Shri Shaktisinh Gohil	Congress
2	Shri Madhusudan Mistry	Congress
3	Shri Siddharth Patel	Congress
4	Shri Manoharsinh Jadeja	Congress
5	Shri Babubhai Meghji Shah	Congress
6	Shri Arvind Sanghavi	Congress
7	Shri Jayanti Barot	BJP
8	Shri Bharat Gariwala	BJP
9	Shri Yamal Vyas	BJP
10	Shri Jayantibhai Patel	NCP
11	Shri Chhotubhai Vasava	Janata Dal

8. HARYANA (17 July 2008)

Representatives of State Government

1	Shri B.S. Hooda	Chief Minister, Haryana
2	Shri Birender Singh	Finance Minister, Haryana
3	Shri Dharamvir	Chief Secretary, Haryana
4	Shri M.L. Tayal	PS to Chief Minister

5	Shri S.P. Sharma	Finance Secretary
6	Shri K.S. Bhoria	FC Revenue
7	Shri K.K. Jelan	FCPW
8	Shri Y.S. Malik	CI
9	Shri Ranjan Gupta	C & S Education
10	Shri Sarban Singh	C. Sports
11	Shri Roshan Lal	CWSS
12	Shri Navraj Sandhu	DSJ
13	Shri Hardeep Kumar	CSAH
14	Shri D.S. Dhesi	FCTCD
15	Shri P.K. Gupta	FC, F&E
16	Ms. Anuradha Gupta	FC, Health
17	Shri Samir Mathur	FCT
18	Shri Ashok Lavasa	FC & PS, Power
19	Shri Ramendra Jakhu	FC & PS, E&T
20	Shri N.K. Jain	Commissioner, Fisheries
21	Shri Krishna Mohan	FC & PS, Agriculture
22	Shri C. Prasanna Kumar	FCWCD
23	Shri R. N. Prasher	FC Irrigation
24	Ms. Urvashi Gulati	FC Development & Panchayats
25	Ms. Firoza Mehrotra	FC Home, Jails & Judiciary

Representatives of Local Bodies

1	Ms. Brahmwati Khatana	Municipal Corporation, Faridabad
2	Ms. Mohini Nanda	Municipal Committee, Kalka
3	Shri Ravinder Rawal	Municipal Council, Panchkula
4	Shri Keshav Dev Munjal	Municipal Council, Palwal
5	Shri Balwinder Kalra	Municipal Council, Karnal
6	Shri Vinod Kumar	Municipal Council, Panipat
7	Shri Tarsem Chand	Municipal Committee, Cheeka
8	Shri Ajit Parsad	Municipal Council, Rohtak
9	Ms. Uma Sudha	Municipal Council, Thanesar
10	Shri Pawan Kumar	Municipal Council, Sirsa
11	Smt. Bimla Dhankhar	Chairperson, Zilla Parishad, Jhajjar
12	Shri Jitender Ahlawat	President, Zilla Parishad, Panipat
13	Shri Pritam Singh	Chairman, Panchayat Samiti, Dadri-II
14	Shri Ramesh Malik	Chairman, Panchayat Samiti, Panipat
15	Smt. Preeti Bainsla	Chairman, Panchayat Samiti, Ballabgarh
16	Shri Mahender Singh	Member, Zilla Parishad, Bhiwani
17	Smt. Suman	Sarpanch, Gram Panchayat Dalawas, Bhiwani
18	Shri Pawan Kumar	Sarpanch, Gram Panchayat, Badahra, Bhiwani
19	Shri Narender Singh	Sarpanch, Gram Panchayat Kubja Nagar, Bhiwani

Representatives of Political Parties

1	Shri Birender Singh, Finance Minister, Haryana	Indian National Congress
2	Shri Satvinder Rana	Indian National Congress
3	Shri Ram Kishan	Indian National Congress
4	Smt. Sumita Singh	Indian National Congress
5	Dr. Sushil Indora	Indian National Lok Dal
6	Shri Arjun Singh	Bahujan Samaj Party
7	Shri Ram Kumar Gautam	Bhartiya Janata Party

Representatives of Trade & Industry

1	Shri Pranav Gupta	PHDCCI
2	Shri Dalip Sharma	Regional Director, PHDCCI
3	Shri Vishnu Goel	Secretary, HCCI, Haryana
4	Shri Raman Saluja	CII
5	Shri O.P. Khurana	HCCI
6	Shri Narender Kumar	HCCI
7	Shri Anjon Roy	FICCI
8	Shri Rakesh Tuteja	DGM, HSIDC

9. HIMACHAL PRADESH (6-8 June 2008)

Representatives of State Government

1	Prof. Prem Kumar Dhumal	Chief Minister
2	Shri Thakur Gulab Singh	Minister, Public Works
3	Shri Ishwar Dass Dhiman	Minister, Education
4	Shri J. P. Nadda	Minister, Forest
5	Shri Ravinder Singh Ravi	Minister, Irrigation & Public Health
6	Shri Kishan Kapoor	Minister, Transport
7	Shri Narender Bragta	Minister, Horticulture
8	Shri Ramesh Dhawala	Minister, Food, Civil Supplies
9	Shri Rajeev Bindal	Minister, Health & Family Welfare
10	Shri Sarveen Choudhary	Minister, Social Justice & Empowerment
11	Shri Ravi Dhingra	Chief Secretary
12	Shri Parminder Hira Mathur	Additional Chief Secretary, Transport & LEP
13	Shri Avay Shukla	Additional Chief Secretary, Forest
14	Shri J. P. Negi	Additional Chief Secretary, Urban Development
15	Shri R. K. Jain	Principal Secretary, Social Justice & Employment
16	Shri T.G. Negi	Principal Secretary, YSS
17	Shri Deepak Sanan	Principal Secretary, Health and Ayurveda
18	Shri V. C. Pharka	Principal Secretary, AR & Training
19	Shri S.C. Negi	Principal Secretary, Industries
20	Shri Ajay Mittal	Principal Secretary, MPP & Power
21	Shri Arvind Mehta	Principal Secretary, Finance

22	Dr. J. N. Barowalia	Principal Secretary, Law
23	Shri P. C. Dhiman	Principal Secretary, Education
24	Shri Bhim Sen	Principal Secretary, Excise & Taxation/CM
25	Shri Narinder Chauhan	Principal Secretary, IPH
26	Shri Balram Sharma	Secretary, PWD
27	Smt. Manisha Nanda	Secretary, Election & Tourism
28	Shri Diljeet Singh Dogra	Secretary, Pers./GAD/SAD
29	Shri Kashmir Chand	Secretary, Home
30	Shri Rakesh Kaushal	Secretary, Revenue
31	Shri Shrikant Baldi	Secretary, RD & PR
32	Shri B. K. Aggarwal	Secretary, Food & Supplies/CM
33	Shri Jagdish Chander	Member (F&A), HPSEB
34	Shri R. D. Dhiman	Commissioner, Excise & Taxation
35	Shri Anil Khachi	Director, Industries
36	Shri T. C. Janartha	MD, HRTC
37	Shri Tarun Kapoor	MD, HPPCL
38	Shri S. Panda	Director, SJ&E
39	Shri Ashwani Kumar	Director General, Police
40	Shri R. N. Batta	Director, RD & PR
41	Shri B. R. Verma	Labour Commissioner
42	Dr. Gurdev Singh	Director, Horticulture
43	Dr. J. C. Rana	Director, Agriculture
44	Dr. Sulakshana Puri	Director, Health Services
45	Shri R. N. Sharma	Engineer-in-Chief, IPH
46	Shri Nagin Nanda	Director, Environment & ST
47	Dr. O. P. Sharma	Director, Higher Education
48	Shri B. S. Rajpal	Engineer-in-Chief, PWD
49	Shri A. S. Rathor	Director, Urban Development
50	Shri D. R. Bushehari	Adviser, Planning
51	Shri Abhishek Jain	Special Secretary, Horticulture
52	Shri Shekhar Gupta	Special Secretary, Finance
53	Shri Akshay Sood	Special Secretary, Finance
54	Ms. Purnima Chauhan	Special Secretary, IPH
55	Shri K. R. Bharti	Special Secretary, GAD
56	Shri J. R. Katwal	Special Secretary, CM & IPR
57	Shri Pardeep Chauhan	Adviser, Economics and Statistics
58	Shri B. L. Raghav	Additional Director, UD
59	Shri Pankaj Rai	Joint Director, IT
60	Shri R. K. Sharma	Chief Engineer (SZ), IPH
61	Shri Rakesh Kanwar	Additional Secretary, Health
62	Shri Virender Speya	SE, IPH
63	Shri Basu Sood	Deputy Director, Planning

64 Shri M. S. Rana

Research Officer, Planning

65 Shri Amitavh Avasthi

Commissioner, Municipal Corporation, Shimla

Representatives of Local Bodies

1 Smt. Chandermani Negi

Chairperson, Zilla Parishad, Kinnaur

2 Shri Bhishuk Sain

Chairman, Panchayat Samiti, Kalpa, Kinnaur

3 Shri Shyam Lal

Pradhan, GP, Lipa, Kinnaur

4 Shri Devender Thakur

Chairman, Municipal Council, Solan

5 Ms. Soma Devi

Chairperson, Panchayat Samiti, Nalagarh, Solan

6 Shri Prem Singh

Pradhan, GP, Oachghat, Solan

7 Shri Vikram Singh

Pradhan, GP, Baldayan, Shimla

8 Shri Tilak Raj Bhardwaj

Chairman, Zilla Prishad, Chamba

9 Shri Anil Oberoi

Pradhan, GP, Banikhet, Chamba

10 Ms. Susheela Sonkhla

President, Municipal Council, Mandi

11 Shri Satish Thakur

Chairman, Panchayat Samiti, Sundernagar, Mandi

12 Capt. Gurpal Singh

Chairman, Panchayat Samiti, Gagret, Una

13 Shri Vijay Kumar Sharma

Pradhan, GP, Muchhiali, Una

14 Shri Randhir Sekhri

President, Municipal Council, Dharamshala, Kangra

15 Shri Sanjeev Soni

Pradhan, GP, Lohna, Kangra

16 Shri Santosh Dhiman

Chairman, Zilla Parishad, Bilaspur

17 Ms. Sarla Devi

Chairperson, Panchayat Samiti, Jhanduta, Bilaspur

18 Shri Joginder Singh

Pradhan, GP, Chandpur, Bilaspur

19 Shri Subhash Banial

Chairman, Panchyat Samiti, Bijhri, Hamirpur

20 Shri Deen Kumar

President, Municipal Committee, Hamirpur

21 Ms. Manju Sharma

Chairperson, Zilla Parishad, Sirmaour

22 Shri M. R. Prasher

Chairman, Panchayat Samiti, Shilai, Sirmaour

23 Ms. Promila Devi Thakur

Pradhan, GP Bagthan, Sirmaour

24 Shri Ses Ram

Chairman, Zila Parishad, Kullu

25 Shri Ganga Ram Chandel

Chairman, Panchyat Samiti, Ani, Kullu

26 Shri Rafter Singh

Pradhan, GP, Karad, Kullu

27 Ms. Pushpa Devi

Chairperson, ZP, Lahaul & Spiti

28 Shri Gian Chand

Vice Chairman, Panchayat Samiti, Lahaul & Spiti

29 Shri Nanvang Tashi

Pradhan, GP, Tarcha, Lahaul & Spiti

Representatives of Political Parties

1 Shri Ved P Sud

BSP

2 Shri Tikender Singh Panwar

CPI (M)

3 Shri Jagat Ram

CPI (M)

4 Shri Vijendra Mehra

CPI (M)

Representatives of Trade & Industry

1 Shri Shekhar Gupta

Chairman, CII, HP State Council

2 Shri Vinod Gupta

Himachal Drugs Manufacturers Association

3 Shri S. L. Singla

Himachal Drugs Manufacturers Association

4	Shri Satish Bagrodia	Senior Vice President, PHD Chamber of Industry
5	Shri Dhian Chand	Chairman, HP Committee, PHD Chamber of Industry
6	Shri C.R.B. Lalit	Adviser to HP Committee, PHD Chamber of Industry
7	Shri Vijay Sharma	PHD Chamber of Industry
8	Shri Yoginder Diwan	Former Chairman, PHD Chamber of Industry
9	Dr. Madan Lal Khurana	State President, HP Beopar Mandal
10	Shri Arun Kuthiala	General Secretary, HP Beopar Mandal
11	Shri Ramesh Choujjar	General Secretary, Beopar Mandal, Shimla
12	Shri Kevaljeet Singh	President, Beopar Mandal, Shimla
13	Shri Ashoke Sood	Beopar Mandal, Shimla
14	Shri Avtar Singh Narang	Executive Member, Beopar Mandal, Shimla
15	Shri Ajit Butail	Hotel Amber, Ram Bazar, Shimla
16	Shri Shivanir Sharma	CII, Chandigarh

10. JAMMU & KASHMIR (30 June-4 July 2009)

Representatives of State Government

1	Shri Omar Abdullah	Chief Minister
2	Shri Tara Chand	Deputy Chief Minister, Minister Housing, Urban Development, Municipalities, Elections, Printing and Stationery
3	Shri Abdul Rahim Rather	Minister Finance, Law and Parliamentary Affairs
4	Peerzada Mohd. Sayeed	Minister School Education and Public Enterprises
5	Shri Ali Mohammad Sagar	Minister Rural Development and Panchayats
6	Shri Nawang Rigzin Jora	Minister Tourism and Culture
7	Shri Surjit Singh Slathia	Minister Industries & Commerce, Labour & Employment, Consumer Affairs & Public Distribution
8	Shri Sham Lal Sharma	Minister Health, Horticulture, Floriculture
9	Shri Mehmood-Ul-Rehman	Chairman, State Finance Commission
10	Shri J.A. Khan	Economic Adviser
11	Shri Sham Singh Kapur	Chief Secretary
12	Shri Shibani Lal Bhat	Financial Commissioner, Planning & Dev/Ladakh Affairs
13	Shri Verghese Samuel	Financial Commissioner, Home
14	Shri Anil Goswami	Principal Secretary, Industries & Commerce
15	Dr. Arun Kumar	Principal Secretary, Information Technology
16	Smt. Sonali Kumar	Principal Secretary, Agriculture Production
17	Shri Ashok Kumar Angurana	Principal Secretary, PHE/I&FC
18	Shri Khurshid A. Ganai	Principal Secretary to Chief Minister
19	Shri A. H. Kochak	Principal Secretary, Law & Parliamentary Affairs
20	Shri Pramod Kumar Jain	Commissioner/Secretary, Social Welfare
21	Shri Sudhanshu Pandey	Commissioner/Secretary, Finance
22	Shri Sandeep Kumar Nayak	Commissioner/Secretary, Power Development
23	Shri Atal Dulloo	Commissioner/Secretary, Health and Medical Education
24	Shri Basharat Ahmad Dhar	Commissioner/Secretary, General Administration
25	Shri Mehboob Iqbal	Commissioner/Secretary, PW (R&B)

26	Shri Shant Manu	Commissioner/Secretary, Forest & Environment
27	Shri N. K. Verma	Commissioner/Secretary, Higher & Technical Education
28	Shri Khalid Habib	Commissioner/ Secretary, Labour & Employment
29	Smt. Naseem Lanker	Commissioner/ Secretary, Housing & Urban Dev.
30	Shri Abdul Hamid	Commissioner/Secretary, Transport
31	Mohammad Syed Khan	Secretary, Rural Development
32	Shri Kulbushan Jandial	Secretary, Consumer Affairs and Public Distribution
33	Shri Ghulam Ahmad Peer	Secretary, School Education
34	Smt. Tanveer Jehan	Secretary, Tourism & Culture
35	Shri Ravi Kumar Thusu	Secretary, Animal and Sheep Husbandry
36	Shri Bashir Ahmad Khawaja	Commissioner, Commercial Taxes
37	Shri Sheikh Ejaz Iqbal	Secretary, Revenue
38	Shri Ravi Mangotra	Director (General Budget), Finance
39	Shri G. A. Qureshi	Director General Economics & Statistics
40	Shri Ramesh Kumar Koul	Special Secretary, Finance
41	Smt. Rashim Kashyap	Director (Resources), Finance
42	Shri Showkat Hussain Mir	Chief Accounts Officer (Resources), Finance
43	Shri J. N. Kaul	Deputy Director Budget
44	Shri Amit Mahajan	Accounts Officer (Resources), Finance

Representatives of Local Bodies

1	Shri Salman Ali Sagar	Mayor, SMC
2	Shri Sajad A. Chashoo	Deputy Mayor, SMC
3	Shri Manzoor Ahmad Wani	Chairman, Public Health Standing Committee, SMC
4	Shri Abdul Gani Khan	Councillor, SMC
5	Shri Anjum Quadri	Councillor, SMC
6	Shri Dhramvir Jamwal	Mayor, JMC
7	Shri Manmohan Singh	Former Mayor, JMC
8	Shri Narinder Singh	Former Mayor, JMC
9	Smt. Namrata Sharma	Councillor, JMC
10	Shri Ashok Manhas	Councillor, JMC
11	Shri Shabir Ahmad Kamal	President, MC Kishtwar
12	Shri Darshan Singh	President, MC Lakhanpur
13	Shri Qaisar Ahmad Wani	President, MC Anantnag
14	Shri Mushtaq Ahmad Dar	President, MC Bandipura
15	Shri Ghulam Mohd Lone	President, MC Ganderbal
16	Shri Ghulam Mahi-Ud-Din	President, MC Budgam
17	Mohammad Sayeed Khan	Secretary, Rural Development
18	Smt. Dilshada Khan	Director, Rural Development, Kashmir
19	Shri J.L. Bhagat	Director, Rural Development
20	Shri Mohd. Younis	Assistant Commissioner Development, Kupwara
21	Shri D.P. Khajuria	Retired Director, Rural Development/ Member of KVIB and Social Activist

22	Shri Abdul Majid Mir	Ex-Sarpanch, Balhama, Rohama, District Baramulla
23	Shri Ranjeet Singh Sarhadi	Ex-Sarpanch, Balhama, Rohama, District Baramulla
24	Shri G. M. Sheikh	Leh (Ladakh) Social activist heading the NGO 'LDA'
25	Mohd. Yousuf	Ex-Sarpanch Hanjoor, Block Chadoor, Budgam
26	Shri Akhter Ali Khan	R/o Srinagar heading the NGO VHO (Voluntary Health Organisation)
27	Shri Kacho Ahmad Ali Khan	Programme Executive Officer, Ladakh Ecological Development Group, Kargil

Representatives of Political Parties

1	Shri Muzzafar Hussain Beigh	MLA, People's Democratic Party
2	Shri M.Y. Tarigami	MLA, Communist Party of India (M)
3	Thakur Randhir Singh	Nationalist Congress Party
4	Shri Vijay Bakaya	MLC, J&K National Conference
5	Shri Ashok Khajuria	MLA, Bhartiya Janta Party
6	Shri B.S. Mankotia	MLA, J&K National Panthers Party
7	Shri Bashir Ahmad Magrey	MLC, Indian National Congress
8	Er. Abdul Rashid	MLA (Langate), Independent
9	Shri Charanjit Singh	MLA (Kathua), Independent
10	Shri Ishtiaq Qadiri	People's Democratic Front
11	Shri Farooq Jan	Democratic Party Nationalist
12	Shri Tulsi Dass Lengeh	Bahujan Samaj Party
13	Comrade Kanwal Dev	Communist Party of India
14	Shri Fayaz Ahmad Bhat	Samajwadi Party
15	Shri Ghulam Nabi Shah	Rashtriya Janta Dal

Representatives of Trade & Industry

1	Shri Ram Sahai	President, JCC&I
2	Dr. Mubeen Shah	President, KCC&I
3	Shri Shakeel Qalander	President Federation Chamber of Industries, Kashmir
4	Haji Abdul Khaliq Wangnoo	President, Travel Agents Society of Kashmir
5	Shri G.M. Dug	Chairman, JKTA
6	Shri Siraj Ahmed	President, Kashmir Hotel Restaurant Association
7	Mohd Azim Twnan	Chairman, House Boat Owners Association
8	Haji Abdul Rashid	Chairman, Kashmir Tourist Taxi Transporters Federation

11. JHARKHAND (29-30 September 2008)

Representatives of State Government

1	Shri A. K. Sarkar	Principal Secretary, Agriculture & Sugarcane Development
2	Shri Aditya Swaroop	Principal Secretary, Animal Husbandry & Fisheries
3	Shri Ravi Shankar Verma	Secretary, HRD and Art, Culture, Sports & Youth Affairs
4	Shri A . K. Chugh	Member, Board of Revenue
5	Shri Amrendra Pratap Singh	Secretary, Building Construction
6	Smt. Alka Tiwari	Secretary, Commercial Taxes

7	Shri R.S. Sharma	Principal Secretary, Drinking Water & Sanitation and Science & Technology
8	Shri N.N Pandey	Secretary, Energy
9	Smt. Rajbala Verma	Secretary, Finance
10	Shri A.K. Pandey	Principal Secretary, Food, Public Distribution & Consumer Affairs
11	Shri Sukhdeo Singh	Secretary, Forests & Environment
12	Dr. Pradip Kumar	Secretary, Health, Medical Education & Family Welfare
13	Shri J.B. Tubid	Secretary, Home and Personnel, Administrative Reforms & Raj Bhasa
14	Shri U. K. Sangma	Principal Secretary, Housing and Social Welfare
15	Shri K.K. Khandelwal	Secretary, Industries, Mines & Geology
16	Shri B.K. Tripathy	Principal Secretary, Chief Minister Office
17	Shri P.K. Jajoria	Secretary, Information Technology
18	Shri Vishnu Kumar	Secretary, Institutional Finance & Programme Implementation
19	Shri Prashant Kumar	Secretary, Law
20	Shri S.K. Chaudhary	Development Commissioner
21	Shri Sudhir Prasad	Principal Secretary, Registration and Civil Aviation
22	Shri R.S. Poddar	Principal Secretary, Revenue & Land Reforms
23	Shri N.N. Sinha	Secretary, Road Construction
24	Shri S.K. Satpathy	Secretary, Rural Development
25	Shri Arun Kumar Singh	Secretary, Tourism
26	Shri Shailesh Kumar Singh	Secretary, Urban Development
27	Shri Visnnu Dayal Ram	Director General, Police
28	Shri C.R.Sahay	Principal Chief Conservator, Forest
29	Shri Jayant Munigala	Secretary, Excise
30	Shri Niranjan Kumar	Additional Finance Commissioner, Finance

Representatives of Political Parties

1	(i.) Shri Satrughan Kr. Shatru	President Bahujan Samaj Party, Jharkhand, Ranchi
	(ii.) Shri Himanshu Tiwary	General Secretary, Bahujan Samaj Party, Jharkhand, Ranchi
2	(i.) Dr. Dineshanand Goswami	State General Secretary, Bhartiya Janta Party
	(ii.) Shri Madhusudan Jaruhar	State Office Secretary, Bhartiya Janta Party
3	(i.) Shri Khagendra Thakur	Assistant Secretary, Communist Party of India
	(ii.) Shri K. D. Singh	Assistant Secretary, Communist Party of India
4	(i.) Shri J. S. Majumdar	State Secretary, Communist Party of India (Marxist)
	(ii.) Shri Prakash Viplav	State Secretary Member, Communist Party of India (Marxist)
5	(i.) Dr. Jay Prakash Gupta	Chairman, Legal Cell, Indian National Congress
	(ii.) Prof. Kameshwar Prasad Singh	Vice President Education Cell, Indian National Congress
6	(i.) Shri Prabhat Kr. Singh	State Spokesperson, Nationalist Congress Party
	(ii.) Shri Mukesh Kr.	State President, Nationalist Congress Party
7	(i.) Shri Pramod Mishra	State Spokesperson, Janta Dal (United)
	(ii.) Shri Shrawan Kr.	State Secretary, Janta Dal (United)

- | | | |
|---|--|--|
| 8 | (i.) Shri Supriyo Bhattacharya
(ii.) Prof. Ashok Kr. Singh | Central Organising Secretary, Jharkhand Mukti Morcha
District President, Jharkhand Mukti Morcha |
| 9 | (i.) Shri Gautam Sagar Rana
(ii.) Shri Ramchandra Chandravanshi | State President, Rashtriya Janta Dal
MLA, Rashtriya Janta Dal |

Representatives of Local Bodies

- | | | |
|----|----------------------------|--|
| 1 | Smt. Rama Khalko | Mayor, Ranchi Municipal Corporation |
| 2 | Shri Ajay Nath Shahdeo | Deputy Mayor, Ranchi Municipal Corporation |
| 3 | Smt. Anjali Kumari | Chairperson, Hazaribagh Nagar Parishad |
| 4 | Shri Manish Jaiswal | Deputy Chairman, Hazaribagh Nagar Parishad |
| 5 | Smt. Amita Rakshit | Chairperson, Dumka Nagar Parishad |
| 6 | Shri Garib Das | Deputy Chairman, Dumka Nagar Parishad |
| 7 | Shri Basant Kr. Singh | Chairman, Phushro Nagar Parishad |
| 8 | Shri Indrajeet Mukharjee | Deputy Chairman, Phushro Nagar Parishad |
| 9 | Smt. Geeta Balmuchu | Chairperson, Chaibasa Nagar Parishad |
| 10 | Shri Mithilesh Kr. Thakur | Deputy Chairman, Chaibasa Nagar Parishad |
| 11 | Smt. Poonam Prakash | Chairperson, Giridih Nagar Parishad |
| 12 | Shri Vibhakar Pandey | Deputy Chairman, Giridih Nagar Parishad |
| 13 | Smt. Anita Datt | Chairperson, Garhwa Nagar Parishad |
| 14 | Shri Alakh Nath Pandey | Deputy Chairman, Garhwa Nagar Parishad |
| 15 | Shri Surendra Prasad Singh | Chairman, Medininagar Nagar Parishad |
| 16 | Shri Manoj Singh | Deputy Chairman |

Representatives of Trade & Industry

- | | | |
|---|--|---|
| 1 | (i) Shri Arun Kr. Chhawchharia
(ii) Shri Arun Kr. Khemka
(iii) Shri Sharad Kr. Poddar
(iv) Shri R. K. Tibrewal
(v) Shri Hari Prasad Biyani | President, Jharkhand Small Industries Association
Vice President, Jharkhand Small Industries Association
Honorary Secretary, Jharkhand Small Industries Association
Former President, Jharkhand Small Industries Association
Executive Member, Jharkhand Small Industries Association |
| 2 | (i) Shri Madhuker Sinha,
(ii) Shri A. K. Shrivastava
(iii) Shri B. Sarawgi
(iv) Shri V. K. Goddayan | Chairman, CII
Convenor Policy, CII
CII
CII |
| 3 | Shri R. K. Choudhary | Secretary General, ASSOCHAM |
| 4 | (i) Shri Manoj Naredi
(ii) Shri Suresh Chandra Agrawal
(iii) Shri K. K. Poddar
(iv) Shri A. R. Shah
(v) Shri Vishnu Budhia | President, Chamber of Commerce
Honorary Secretary, Chamber of Commerce
Former President, Chamber of Commerce
Former President, Chamber of Commerce
Former President, Chamber of Commerce |

12. KARNATAKA (9-11 January 2009)

Representatives of State Government

1	Shri B.S. Yaddiyurappa	Chief Minister
2	Shri Govind M. Karjol	Minister Irrigation, Planning, and Statistics
3	Shri K.S. Eshwarappa	Minister, Energy
4	Dr. V.S. Acharya	Minister, Home
5	Shri C.M. Udasi	Minister, PWD
6	Shri G. Karunakara Reddy	Minister, Revenue
7	Shri Basavaraj Bommai	Water Resources Minister
8	Smt. Shoba Karandlaje	Minister, Rural Development and Panchayat Raj
9	Shri Katta Subramanya Naidu	Minister, ITBT and Excise
10	Shri Sudhakar Rao	Chief Secretary
11	Smt. Vatsala Watsa	Additional Chief Secretary
12	Dr. L. Shantkumari Sundar	Additional Chief Secretary & Development Commissioner
13	Shri M.R. Srinivas Murthy	Principal Secretary, Finance
14	Smt. Shobha Nambisan	Principal Secretary, Planning
15	Shri C.K. Jyothiramlingam	Principal Secretary, Urban Development
16	Shri K. Jairaj	Principal Secretary, Energy
17	Shri L.V. Nagarajan	Principal Secretary, Water Resources Development
18	Shri A.V. Agawane	Principal Secretary, Public Works
19	Shri C.S. Suranjana	Principal Secretary, Education (Higher Education)
20	Smt. C. Meera Saxena	Principal Secretary, Forest
21	Shri R.N. Shastri	Principal Secretary, Minor Irrigation
22	Shri D. Thangaraj	Principal Secretary, Revenue
23	Shri D. Venkateshwara Rao	Principal Secretary, of Public Enterprises
24	Shri V. P. Baligar	Principal Secretary to CM
25	Shri Srikumar R.	Director General & Inspector General of Police, Bengaluru
26	Shri Laxmi Narayan M.	Secretary to CM
27	Shri K. V. Raju	Economic Adviser to CM
28	Shri R.P. Jagadeesh	Press Adviser to CM
29	Shri G.S. Narayana Swami	Secretary, Revenue (Disaster Management)
30	Shri P. Ravi Kumar	Secretary, Rural Development & Panchayati Raj
31	Shri A. S. Srikanth	Secretary, Rural Development and Panchayat Raj (Panchayati Raj)
32	Shri Jawaid Akhtar	Secretary, Urban Development
33	Shri J. Sukumar	Secretary, Public Works
34	Shri M. Madan Gopal	Secretary, Health & Family Welfare
35	Shri M. R. Kamble	Secretary, Water Resources

36	Dr. Adithi Raj	Director, Finance, KPTCL
37	Shri Yogendra Tripathi	Excise Commissioner
38	Shri Harish Gowda	Commissioner of Commercial Taxes
39	Shri Ajay Seth	Secretary (B&R), Finance
40	Shri Anil Kumar Jha	Secretary (Exp.), Finance
41	Shri S. Nagaraj	Principal Chief Conservator of Forests
42	Shri Sridhara A.N.	Joint Secretary (Admn.), Finance
43	Dr. R. Vishal	Deputy Secretary, (B&R), Finance
44	Shri M. S. Krishnamurthy	Consultant, FPAC
45	Shri G. Nagaraju	Deputy Secretary, Finance (Finance Commission cell)
46	Shri S. M. Jamdar	Managing Director, Karnataka Power Corporation
47	Shri Prakash	Director, Karnataka State Natural Disaster Monitoring Center, Bengaluru
48	Shri I.S. N. Prasad	CEO, MSEZ
49	Shri Devi Prasad	Director, FPI
50	Shri M. Singhi	Consultant FPAC
51	Smt. N.T. Abroo	Director of Treasuries

Representatives of Local Bodies

1	Smt. Pushpa Rekha Padmanabha Reddy	Adhyaksha, Bellary Zilla Panchayat
2	Shri Sucharitha Shetty	Adhyaksha, Dakshina Kannada Zilla Panchayat
3	Shri Subhash Rathod	Member, Gulbarga Zill Panchayat
4	Shri K. Revannappa	Adhyaksha, Shikaripura Taluk Panchayat
5	Shri Nagesh Kundalpadi	Adhyaksha, Madikeri Taluk Panchayat
6	Shri Kallappa Hatti	Adhyaksha, Dharwad Taluk Panchayat
7	Shri Narasimha Shetty	Adhyaksha, Maravanthe Gram Panchayat
8	Shri Krishnegowda	Adhyaksha, Aalduru Gram Panchayat
9	Shri Jagadish M. Kavatagi Math	President, Town Municipal Council, Chikkodi
10	Shri Ayub Khan	Mayor, Mysore City Corporation
11	Shri B.C. Manjunath	President, Town Municipal Council, Belur
12	Smt. Radhabai Nandagopala Sarapare	Mayor, City Corporation, Hubli Dharwad
13	Shri M. Shankar	President, City Municipal Council, Shimoga
14	Smt. K.C. Nagamma	President, City Municipal Council, Mandya
15	Shri A. Mareppa Vakila	President, City Municipal Council, Raichur

Representatives of Trade & Industry

1	Smt. Revathi Venkataraman	President, AWAKE
2	Shri Linganagoudar	President, Karnataka Chamber of Commerce and industries
3	Shri Arvind N. Burji	President, Karnataka Small Scale Industries Association (KASSIA)
4	Shri B.D. Kadabi	President, North Karnataka Small Scale Industries Association (NKASSIA)

5	Shri D. Muralidhar	President, Federation of Karnataka Chamber of Commerce & Industries (FKCCL)
6	Shri N.N. Upadhyaya	President, Bangalore Chamber of Industry and Commerce
7	Shri S. Vishwanathan	Chairman, Confederation of Indian Industries
8	Shri Rajendra J. Hinduja	Managing Director, M/s Gokuldas Exports
9	Shri Kris. Gopalakrishnan. S.	Managing Director, M/s Infosys Technologies Ltd.
10	Shri Mohan Das Pai	Member of Board and Director of HRD , M/s Infosys Technologies Ltd.
11	Shri Rajiv Chandrashekhar	Member of Parliament and President, FICCI
12	Shri Sanjan Poovayya	Chairman, FICCI Karnataka State Council
13	Shri R. Krishna	President, Mysore Chamber of Commerce & Industries
14	Shri Umakanth	President, Hyderabad Karnataka Chambers of Commerce & Industries
15	Shri Soma Raju	K. Mohan and Company
16	Shri Rajesh	Managing Director, Maruthi Clothing Company
17	Shri P.K. Mishra	Purchase Head and Vice President, SATHVA Group

Representatives of Political Parties

1	Shri D. H. Shankaramurthy	Vice Chairman, State Planning Board
2	Shri Mallikarjuna Kharge	Leader of Opposition, KLA
3	Shri H.D. Kumara Swamy	Leader, Janata Dal (Secular) Party
4	Shri V.S. Ugrappa	Leader of Opposition, KLC
5	Shri M.C. Nanaiah	Leader, Janata Dal (Secular) Party
6	Shri R.V. Deshpande	President, Indian National Congress
7	Shri D.K. Shivakumar	Executive President, Indian National Congress
8	Shri M.P. Nadagowda	Leader, Janata Dal (United) Party
9	Shri D.V. Sadananda Gowda	MP & President, Bharatiya Janata Party
10	Shri Narain Swamy	Janata Dal (Secular) Party

13. KERALA (8-10 February, 2009)

Representatives of State Government

1	Shri V. S. Achuthanandan	Chief Minister
2	Shri M. A. Baby	Minister, Education and Culture
3	Shri Kodyeri Balakrishnan	Minister, Home, Vigilance & Tourism
4	Shri A. K. Balan	Minister, Electricity, SC/ST Development
5	Shri Binoy Viswam	Minister, Forest and Housing
6	Shri C. Divakaran	Minister, Food, Civil Supplies & Animal Husbandry
7	Shri P. K. Gurudasan	Minister, Labour & Excise
8	Shri Elamaram Kareem	Minister, Industries
9	Shri Mons Joseph	Minister, Public Works
10	Shri Mathew T. Thomas	Minister, Transport, Printing and Stationery
11	Shri Paloli Mohamed Kutty	Minister, Local Self Government & Rural Development

12	Shri N. K. Premachandran	Minister, Water Resources
13	Shri K. P. Rajendran	Minister, Revenue and Land Reforms
14	Shri Mullakkara Ratnakaran	Minister, Agriculture
15	Shri S. Sharma	Minister, Fisheries & Registration
16	Smt. P. K. Sreemathi Teacher	Minister, Health and Social Welfare
17	Shri G. Sudhakaran	Minister, Co-operation, Coir and Devaswom
18	Dr. T. M. Thomas Issac	Minister, Finance
19	Shri M. Vijayakumar	Minister, Law, Sports and Youth Affairs, Parliamentary Affairs
20	Prof. Prabhat Patnaik	Vice-Chairman, State Planning Board
21	Dr. K. N. Harilal	Member, State Planning Board
22	Dr. Mridul Eapen	Member, State Planning Board
23	Shri K. J. Mathew	Chief Secretary
24	Shri K. Jayakumar	Additional Chief Secretary, Water Resources
25	Shri Ajoy Chaudhuri	Additional Chief Secretary, Transport
26	Dr. P. Prabhakaran	Additional Chief Secretary, General Administration
27	Smt. Neela Gangadharan	Additional Chief Secretary, Home
28	Shri L. C. Goyal	Principal Secretary, Finance
29	Smt. Sheela Thomas	Secretary to CM
30	Shri Raama Moorthy	Principal Secretary, Housing & Animal Husbandry
31	Shri T. Balakrishnan	Principal Secretary, Industries & Commerce
32	Shri S. M. Vijayanand	Principal Secretary, Local Self Government
33	Shri Kuruvilla John	Principal Secretary, Higher Education
34	Shri P. K. Mohanty	Principal Secretary, Forest & Wild Life
35	Dr. Nivedita P. Haran	Principal Secretary, Revenue
36	Shri L. Radhakrishnan	Principal Secretary, Power
37	Shri P. Mara Pandiyan	Principal Secretary, Taxes
38	Shri Paul Antony	Principal Secretary, SC/ST
39	Shri T. K. Manojkumar	Secretary, Finance (Expenditure)
40	Shri C. K. Viswanathan	Secretary, Labour
41	Shri T. K. Jose	Secretary, Local Self Government
42	Shri Tom Jose	Secretary, Public Works
43	Dr. Vishwas Mehta	Secretary, Health & Family Welfare
44	Shri James Varghese	Secretary, General Education
45	Shri K. R. Jyothilal	Secretary, Transport
46	Shri Teeka Ram Meena	Secretary, Planning & Economic Affairs
47	Dr. Venu. V	Secretary, Tourism & Cultural Affairs
48	Dr. Ajay Kumar	Secretary, IT
49	Dr. E. P. Yesodharan	Secretary, Science & Technology
50	Dr. Usha Titus	Secretary, Social Welfare
51	Smt. Sarada Muraleedharan	Executive Director, Kudumbasree
52	Shri P. K. Satheesan	CE, Roads & Bridges
53	Shri N. Sasi	CE, Irrigation

54	Shri K. Shashidhara	Director, Collegiate Education
55	Shri Puneet Kumar	Director, Technical Education
56	Shri S. Ananthakrishnan	Transport Commissioner
57	Shri Rajeev Sadanandan	Chairman, KSEB
58	Shri N. V. Trivedi Babu	CCF, Development
59	Shri Manoj Joshi	MD, KSIDC
60	Shri Paul Lesley	Inspector General of Police, Prisons
61	Shri K. Padmakumar	Secretary, RIAB

Representatives of Local Bodies

1	Shri M. Bhaskaran	Mayor, Kozhikode Corporation
2	Shri C. Jayan Babu	Mayor, Thiruvananthapuram Corporation
3	Shri Arimbra Mohammed Master	President, District Panchayat, Malappuram
4	Shri Anavoor Nagappan	President, District Panchayat, Thiruvananthapuram
5	Shri M. V. Balakrishnan Master	President, District Panchayat, Kasaragod
6	Shri C. Divakaran	Chairman, Perinthalmanna Municipality, Malappuram
7	Smt. P. Thankom Teacher	President, Kodakara Block Panchayat, Kottayam
8	Shri Ayamanam Babu	President, Ettumanur Block Panchayat, Kottayam
9	Shri Kalladi Aboobacker	President, Kottopadam Grama Panchayat
10	Shri K. Narayanan	President, Karivelloor-Peralam Grama Panchayat, Kannur
11	Shri K. Sugathan	President, Ayilloor Grama Panchayat, Palakkad
12	Kumari C. Anitha	President, Kadampazhippuram Grama Panchayat, Palakkad
13	Smt. C. Santhamani	President, Agali Grama Panchayat, Palakkad

Representatives of Trade & Industry

1	Shri Manoj Joshi	Managing Director, Kerala State Industrial Development Corporation (KSIDC)
2	Shri K. Padmakumar	Secretary, RIAB
3	Shri V. K. C. Muhammed Koya	State President, Kerala State Small Industries Association
4	Shri P. Ganesh	Zonal Chairman, Confederation of Indian Industries (CII)
5	Shri Jose	Chief Patron, Jewellery Manufacturers Association
6	Shri C.A .C. Mohan	Secretary, Malabar Chamber of Commerce

Representatives of Political Parties

1	Shri M. P. Gangadharan	Nationalist Congress Party
2	Shri K. M. Mani	MLA, Kerala Congress (M)
3	Shri Kutty Ahmmed Kutty	MLA, Muslim League
4	Shri C. P. John	CPM
5	Shri M. T. Ramesh	Bharatiya Janata Party
6	Shri Ramachandran Kadannappaly	Congress (S)
7	Shri K. Francis George	MP, Kerala Congress (J)
8	Shri Vaikkom Viswan	Communist Party of India (M)
9	Shri Philipose Thomas	Indian National Congress

10	Shri T. S. John	Kerala Congress (Secular)
11	Shri V. P. Ramakrishna Pillai	Revolutionary Socialist Party
12	Prof. Oommen Mathew	Kerala Congress (Jacob)
13	Dr. Varghese George	Janatha Dal (S)

14. MADHYA PRADESH (8-11 June 2009)

Representatives of State Government

1	Shri Shivraj Singh Chauhan	Chief Minister
2	Shri Raghavji	Finance Minister
3	Shri Ram Krishna Kusmariya	Agriculture Minister
4	Shri Karan Singh Verma	Minister, Labour, Revenue & Rehab.
5	Smt. Ranjana Baghel	Minister, Women & Child Development
6	Smt. Archna Chitnis	Minister, Education
7	Shri Rajendra Shukla	Minister, Forest
8	Shri Jagdish Devra	Minister, Home
9	Shri Anoop Mishra	Minister, Public Health & Family Welfare
10	Shri Jayant Malaiya	Minister, Water Resource, Housing & Environment
11	Shri Gopal Bhargava	Minister, Panchayat & Rural Development
12	Shri Rakesh Sahni	Chief Secretary
13	Shri Vinod Chaudhary	Additional Chief Secretary, Home
14	Shri Prasant Mehta	Additional Chief Secretary, Forest
15	Shri G.P. Singhal	Principal Secretary, Finance
16	Shri Devraj Birdi	Principal Secretary, Health
17	Smt. Teenu Joshi	Principal Secretary, Women & Child Development
18	Shri Sudesh Kumar	Principal Secretary, General Administration
19	Shri Satya Prakash	Principal Secretary, Commerce & Industries
20	Shri Arvind Joshi	Principal Secretary, Water Resource
21	Shri Raghav Chandra	Principal Secretary, Urban Administration & Development
22	Smt. Snehlata Shrivastava	Principal Secretary, Education
23	Shri I.S. Dani	Principal Secretary, Rural Development
24	Shri P.D. Meena	Principal Secretary, Public Works
25	Shri M.M. Upadhyay	Principal Secretary, Revenue
26	Shri O.P. Rawat	Principal Secretary, Tribal
27	Shri A.P. Srivastava	Principal Secretary, Commercial Tax
28	Shri Alok Shrivastava	Principal Secretary, Housing & Environment
29	Shri Iqbal Singh Bains	Secretary to CM
30	Shri S.K. Mishra	Secretary to CM
31	Shri Anil Shrivastava	Secretary, Rural Development
32	Shri Sanjay Bandopadhyay	Secretary, Energy
33	Shri Anurag Jain	Secretary to CM
34	Smt. Alka Upadhyay	Secretary, Finance
35	Shri S.P.S. Parihar	Secretary to CM

36	Shri Prabhakar Bansod	Secretary, Finance
37	Smt. Sudha Chaudhary	Secretary, State Pay Commission
38	Shri Manoj Jhalani	Commissioner, Rajya Shiksha Kendra
39	Shri B.R. Naidu	Commissioner, Public Instructions
40	Smt. Veena Ghanekar	Commissioner, Tribal
41	Shri Manohar Agnani	Commissioner, Health
42	Smt. Deepti Gaur Mukharjee	Project Director, Project Uday
43	Shri Praveen Garg	MD, MP State Industrial Development Corporation
44	Shri Deepak Khandekar	Commissioner, Industries
45	Mohd. Suleman	MD, MP Road Development Corporation
46	Smt. Pallavi Jain Govil	Additional Secretary, Finance and Director, Institutional Finance
47	Smt. Kalpana Shrivastava	Commissioner, Women & Child Development
48	Smt. Rashmi Arun Shami	Chief Executive Officer, NREGS
49	Shri S.N. Mishra	Commissioner, Urban Administration and Development
50	Dr. E. Ramesh Kumar	Deputy Secretary, Finance
51	Shri Jitendra Aggarwal	CCF
52	Shri H. S. Pawla	ACCF
53	Shri Dharmendra Shukla	ACCF
54	Shri S.K. Gupta	Joint Director, Institutional, Finance
55	Dr. Arun Paliwal	Joint Director, Institutional, Finance
56	Shri Milind Waiker	Deputy Secretary, Finance
57	Smt. Vijay Laxmi Baraskar	Deputy Secretary, Finance
58	Shri Birendra Kumar	Under Secretary, Finance
59	Shri Aditi Tripathi	Under Secretary, Finance
60	Shri Ajay Choubey	Under Secretary, Finance
61	Mohd. Rajjak	Under Secretary, Finance

Representatives of Local Bodies

1	Smt. Anita Manderiya	Chairperson, Sehere
2	Smt. Mamta Meena	Chairperson, Guna
3	Smt. Rekha Bisen	Chairperson, Balaghat
4	Shri Madan Lal Rathore	Chairman, Mandsaur
5	Shri Prabhakar Mehra	Chairman, Raisen
6	Shri Harvansh Singh Rathore	Chairman, Sagar
7	Smt. Jyoti Shah	Chairperson, Vidisha
8	Shri Chhatar Singh Patel	Chairman, Gairatganj, Raisen
9	Shri Ramesh Kol	Chairman, Sohagpur, Shahdol
10	Smt. Vidyavati	Chairperson, Ujjain
11	Smt. Rekha Santosh Kumar	Chairperson, Timarni, Harda
12	Shri Rajendra Kumre	Chairman, Mohkhed, Chhindwar
13	Smt. Sunder Bai	Sarpanch, Janpad Panchayat-Gairatganj Raisen,
14	Shri Dhara Singh Patel	Sarpanch Chachrasi, Janpad Panchayat-Ashta, Sehere

15	Shri Ram Avtar Yadav	Sarpanch Kamtaun Kasiya, Janpad Panchayat-Obedullaganj, Raisen
16	Shri Harihar Mogre	Sarpanch Ratanpur, Janpad Panchayat-Bagli, Dewas
17	Smt. Samrath Bai	Sarpanch Tigriya Chhota, Janpad Panchayat-Dewas
18	Shri Sunil Sood	Mayor, Bhopal
19	Smt. Uma Shashi Sharma	Mayor, Indore
20	Smt. Asha Maurya	Mayor, Ratlam
21	Smt. Soni Bai Mehar	Mayor, Ujjain
22	Ms. Bimla Pandey	Mayor, Satna
23	Shri Haribabu Aggarwal	Chairman, Vidisha
24	Shri Raghuraj Chouradiya	Chairman, Neemuch
25	Shri Kanhaiya Ram Raghuvanshi	Chairman, Chhindwara
26	Shri Pyara Singh	Chairman, Chhatarpur
27	Shri Vishnu Chaurasiya	Chairman, Maihar, Satna
28	Ms. Satyabhama	Chairperson, Shahdol
29	Shri Gopal Seth	Chairman, Dhamnod, Khargone
30	Shri Kailash Chourasiya	Chairman, Pathariya
31	Shri Bhupendra Dwivedi	Chairman, Essagargh, Guna
32	Smt. Manjulata Shivhare	Chairperson, Narsingharh, Rajgarh

Representatives of Trade & Industry

1	Dr. R.S. Goswami	President, MP Laghu Udyog Sangh, Bhopal
2	Shri Vipin Kumar Jain	General Secretary, MP Laghu Udyog Sangh, Bhopal
3	Shri B.S. Khargaonkar	President, Confederation of Indian Industries, Bhopal
4	Shri Sanjay Khandelwal	President, Association of Industries, Raisen
5	Shri A.K. Bhasin	President, Association of Industries, Raisen
6	Shri Jagdish Mittal	Secretary, Gwalior Industries Association, Gwalior
7	Shri G.D. Laddha	President, MP Chamber of Commerce & Industries, Gwalior
8	Shri R. K. Khetan	Vice President, Gwalior
9	Shri Ashok Jaiswal	President, Association of Industries, Indore
10	Shri Shalabh Sharma	Vice President (Bhopal Division) Federation of Madhya Pradesh Chamber of Commerce & Industries, Bhopal
11	Shri Arun Jain	Vice President (Jabalpur Division)
12	Shri S. Pal	Deputy Chairman MP Textile Mills Association, Indore
13	Shri Gautam Kothari	President, Pithampur Ayodyogik Sangthan, Indore
14	Shri Darshan Katariya	General Secretary, Pithampur Ayodyogik Sangthan, Indore
15	Dr. Ajay Narang	State In-charge, Laghu Udyog Bharti, Madhya Pradesh, Bhopal
16	Shri Ullas Vaidya	President, Laghu Udyog Bharti, MP, Bhopal

Representatives of Political Party

1	Shri Brajendra Singh	State Vice President, Bhartiya Janata Party
2	Shri N. P. Prajapati	MLA & Treasurer, Madhya Pradesh Congress Committee
3	Shri Rakesh Chaudhary	MLA & Spokesman, Madhya Pradesh Congress Committee
4	Shri Nusrat Ali	General Secretary, Rashtrawadi Congress Party, Madhya Pradesh

5	Shri Mohan Singh Pawar	State Secretary, Rashtrawadi Congress Party, Madhya Pradesh
6	Shri Prakash Kumar	State President, Student Congress, Rashtrawadi Congress Party, Madhya Pradesh
7	Comrade Shailendra Kumar Shaili	Bhartiya Communist Party, Madhya Pradesh
8	Comrade Roop Singh Chouhan	Bhartiya Communist Party, Madhya Pradesh
9	Shri Pramod Pradhan	Member, Rajya Sachiv Mandal, Madhya Pradesh, Communist Party of India (M)
10	Ms. Sandhya Shaili	Member, Rajya Sachiv Mandal, Madhya Pradesh, Communist Party of India (M)
11	Shri I.S. Maurya	Bahujan Samaj Party
12	Shri Rajaram	Executive State Secretary, Bahujan Samaj Party

15. MAHARASHTRA (20-21 February 2009)

Representatives of State Government

1	Shri Ashok Chavan	Chief Minister
2	Shri Dilip Walse Patil	Minister, Finance
3	Shri Ajit Pawar	Minister, Water Resources
4	Shri Ratnakar Mahajan	Chairman, State Planning Board
5	Shri Johnny Joseph	Chief Secretary
6	Shri J.P.Daange	Additional Chief Secretary, Forest
7	Smt. Chandra Iyengar	Additional Chief Secretary, Public Health
8	Shri Vidyadhar Kanade	Principal Secretary, Finance
9	Dr. Pradeep Vyas	Secretary, Expenditure
10	Shri A.M.Khan	Principal Secretary, Industries
11	Shri Sunil Soni	Principal Secretary, Planning
12	Dr. S.K.Goel	Principal Secretary, Cooperation and Textile Department
13	Shri Ramesh Kumar	Principal Secretary, Rehabilitation
14	Shri Manukumar Srivastava	Secretary, Urban Development Department

Representatives of Local Bodies

1	Shri Baldev Singh	Secretary, RDD
2	Shri Ratnakar Mahajan	Chairman, State Planning Board
3	Smt. Shubha Raul	Mayor, Mumbai Municipal Corporation
4	Smt. Rajlaxmi Bhosle	Mayor, Pune
5	Smt. Godavari Kendre	President, ZP, Osmanabad
6	Smt. Pritila Dharmendra Dhudhe	President, ZP, Yavatmal
7	Shri Bharat Patil	Vice President, ZP, Kolhapur
8	Shri Uday Bane	Member, ZP, Ratnagiri
9	Shri Popat Pawar	Sarpanch, Grampanchayat, Hivare Bazaar
10	Shri Nandkishor Patker	President, Badlapur Municipal Council
11	Smt. Anjali Tambe	President, Sangamner Municipal Council
12	Shri Charansingh Thakur	Vice President, Katol Municipal Council
13	Shri Nanakram Nebhanani	President, Murtizapur Municipal Council

Representatives of Trade & Industry

- | | | |
|---|---------------------------|---|
| 1 | Dr. C.S.Deshpande | Maharashtra Economic Development Council |
| 2 | Shri Ranade | Confederation of Indian Industries (CII) |
| 3 | Dr. Vaijayanti Pandit | Federation of Indian Chamber of Commerce & Industries (FICCI) |
| 4 | Shri Vijay Kalantri | All India Association of Industries |
| 5 | Shri Chandrakant Salunkhe | Small & Medium Business Development Chamber of India |
| 6 | Smt. Minal Mohadikar | Maharashtra Chamber of Commerce and Industries |
| 7 | Shri T.P.Gopalkrishnan | SEEPZ, Gems & Jewellery Manufacturers Association |
| 8 | Shri M.R.Khambete | Chamber of Small Industries Association |
| 9 | Shri Mohan Gurnani | Federation of Association of Maharashtra |

Representatives of Political Parties

- | | | |
|---|-----------------------|-----------------------|
| 1 | Shri Ratnakar Mahajan | Rashtrawadi Congress |
| 2 | Shri Gajanan Kirtikar | Shiv Sena |
| 3 | Shri Eknath Khadse | Bhartiya Janata Party |

16. MANIPUR (21-23 January 2009)**Representatives of State Government**

- | | | |
|----|------------------------------|--|
| 1 | Shri Okram Ibobi Singh | Chief Minister |
| 2 | Shri Th. Debendra Singh | Minister , Revenue, Forest & Environment, Law & LA |
| 3 | Shri T. Phungzathang Tonsing | Minister, Power, Horticulture & SC, Science & Technology |
| 4 | Shri Ph. Parijat Singh | Minister, Health & Family Welfare. CADA, Labour & Employment |
| 5 | Shri T.N. Haokip | Minister, PHED, IPR, Tourism |
| 6 | Shri Y. Erabot Singh | Minister, Commerce & Industry, FCS, Co-operation |
| 7 | Shri N. Loken Singh | Minister, Agriculture, MI, Social Welfare |
| 8 | Shri L. Jayantakumar Singh | Minister, Education, Transport, Sericulture |
| 9 | Shri K.Ranjit Singh | Minister, Works, Printing & Stationery |
| 10 | Md. Alauddin Khan | Minister, RD & PR, MOBC, Fisheries |
| 11 | Shri N. Biren | Minister, IFCD, Youth Affairs & Sports |
| 12 | Shri D.D. Thaisii | Minister, TD, District Council & Hills, Vety. & AH |
| 13 | Shri E. Kunjeswar Singh | Deputy Chairman, State Planning Board |
| 14 | Shri Rakesh, IAS | Chief Secretary |
| 15 | Shri Y. Joykumar Singh, IPS | Director General of Police |
| 16 | Shri D.S. Poonia, IAS | Additional Chief Secretary, Home, Planning |
| 17 | Shri P.C. Lawmkunga, IAS | Principal Secretary, PHED, RD & PR, MOBC |
| 18 | Shri L.P. Gommei, IAS | Commissioner, Power, TD, Hills |
| 19 | Shri Ramnganing Muivah, IAS | Commissioner, Works, Science & Technology |
| 20 | Shri P. Bharat Singh, IAS | Commissioner, Art & Culture, IPR, GAD |
| 21 | Shri Shambhu Singh, IAS | Commissioner, Edn-S, Election |
| 22 | Dr. Suhel Akhtar, IAS | Commissioner, CADA |
| 23 | Shri Vumlunmang Vualnam, IAS | Secretary, Health & Family Welfare |

- | | | |
|----|------------------------------|---------------------------|
| 24 | Shri S. Sunderlal Singh, IAS | Secretary, Revenue, MAHUD |
| 25 | Shri P.K. Singh, IAS | Secretary to CM, DP & AR |
| 26 | Dr. R.K. Nimai Singh, IAS | Secretary to The Governor |

Representatives of Local Bodies

- | | | |
|----|----------------------------------|--|
| 1 | Shri Soibam Subhashchandra Singh | Adhyakshya, Imphal West Zilla Parishad |
| 2 | Md. Abdul Latif | Adhyakshya, Thoubal Zilla Parishad |
| 3 | Shri Ch. Romeo | Pradhan, Thongju Part-II, Gram Panchayat, Imphal East District |
| 4 | Smt. H. Ibeyaima Devi | Pradhan, Kha Thingnungei, Moirang Block, Bishnupur District |
| 5 | Shri Y. Neta Singh | Director, RD & PR, Manipur |
| 6 | Shri M. Joy Singh | MCD, Director (MAHUD), Manipur |
| 7 | Smt. M. Ranisana Devi | Chairperson, Imphal Municipal Council |
| 8 | Smt. A. Manjuri Devi | Chairperson, Thoubal Municipal Council |
| 9 | Shri Ksh. Kulahari Singh | Chairperson, Kakching Municipal Council |
| 10 | Smt. S. Jibanlata Devi | Chairperson, Moirang Municipal Council |
| 11 | Shri E. Mangi Singh | Chairperson, Lamalai Nagar Panchayat |
| 12 | Shri R.K. Ragaisin | Chief Executive Officer, Tamenglong ADC |
| 13 | Shri Ningam Chamroy | Chief Executive Officer, Ukhrul ADC |
| 14 | Shri Kh. Biramani Singh | Chief Executive Officer, Senapati ADC |
| 15 | Shri Chongpu Kipgen | Chief Executive Officer, Sadar Hills ADC |
| 16 | Shri S. Wurngam | Chief Executive Officer, Chandel ADC |

Representatives of Trade & Industry

- | | | |
|---|----------------------------|---|
| 1 | Shri V. Tualthang | Additional Director (IMBTU) Indo-Myanmar Border Trade Union |
| 2 | Shri Dwijamani Singh | OSD, Industries (IMBTU) Indo-Myanmar Border Trade Union |
| 3 | Shri Yumnan Cha Dilipkumar | President (IMBTU) Indo-Myanmar Border Trade Union |
| 4 | Shri Yumlemban Kapur | Vice President (IMBTU) Indo-Myanmar Border Trade Union |
| 5 | Shri Oinam Ranjit Singh | General Secretary (IMBTU) Indo-Myanmar Border Trade Union |
| 6 | Shri T. Rashmani Sharma | Member (IMBTU) Indo-Myanmar Border Trade Union |
| 7 | Shri Thangjam Rolivin | Member (IMBTU) Indo-Myanmar Border Trade Union |
| 8 | Shri N. Rudramani | Member (IMBTU) Indo-Myanmar Border Trade Union |
| 9 | Shri Mutum Birjit | Member (IMBTU) Indo-Myanmar Border Trade Union |

Representatives of Political Parties

- | | | |
|----|--------------------------|--|
| 1 | Dr. L. Chandramani Singh | President & Former Deputy CM, Manipur People's Party (MPP) |
| 2 | Shri O. Joy Singh | MLA, MPP |
| 3 | Dr. Ng. Bijoy Singh | MLA |
| 4 | Shri Shyam Singh | Secretary, MPP |
| 5 | Dr. S. Priyokumar Singh | Nationalist Congress Party |
| 6 | Dr. Chaltonlien Amo | Vice President, Manipur Pradesh Congress Committee |
| 7 | Shri Sarat Salam | Secretary, CPI (M) |
| 8 | Shri Ksh. Santa | Secretariat Member, CPI (M) |
| 9 | Shri Yumnan Ratan | Secretariat Member, CPI (M) |
| 10 | Dr. M. Nara | State Secretariat Member, CPI |
| 11 | Shri K. Manibabu Singh | State Council Member, CPI |
| 12 | Shri Iboyaima | State Council Member, CPI |

13	Shri W. Kullabidhu Singh	Ex-MP, President, Janata Dal Secular
14	Shri H. Borbabu Singh	Ex- Speaker, President BJP, Manipur Unit
15	Shri Dhananjay Singh	Ex-Speaker, Vice President, BJP, Manipur Unit
16	Shri H. Kangjamba	Ex-Minister, Office Bearer, BJP, Manipur Unit

17. MEGHALAYA (25-29 April 2009)

Representatives of State Government

1	Shri Ranjit Shekhar Mooshahary	Governor
2	Shri Ranjan Chatterjee, IAS	Chief Secretary
3	Shri W.M.S. Pariat, IAS	Additional Chief Secretary
4	Shri P.B.O. Warjri, IAS	Principal Secretary
5	Shri Anup K. Thakur, IAS	Principal Secretary
6	Shri V.S. Oberoi, IAS	Principal Secretary
7	Shri B.K. Dev Varma, IAS	Principal Secretary
8	Shri Anup K. Srivastava, IAS	Principal Secretary
9	Shri S.S. Gupta, IAS	Principal Secretary
10	Shri A.K. Bhalla, IAS	Principal Secretary
11	Shri P. Naik, IAS	Principal Secretary
12	Shri C.D. Kynjing, IAS	Principal Secretary
13	Dr. Shreeranjana, IAS	Commissioner & Secretary
14	Shri H. Marwein, IAS	Commissioner & Secretary
15	Shri P.W. Ingtu, IAS	Commissioner & Secretary
16	Shri P. Kharkongor, IAS	Commissioner & Secretary
17	Shri L. Roy, IAS	Commissioner & Secretary
18	Smt. R.V. Suchiang, IAS	Commissioner & Secretary
19	Shri Arvindam Som, IAS	Commissioner & Secretary
20	Shri D.K. Dkhar, IAS	Commissioner & Secretary
21	Shri Ajay Tiwari, IAS	Commissioner & Secretary
22	Shri D.P. Wahlang, IAS	Commissioner & Secretary

Representatives of Local Bodies

1	Shri P.K. Sangma	Chief Executive Member, Garo Hills Autonomous District Council, Tura
2	Shri O.R. Marak	Executive Member, Garo Hills Autonomous District Council, Tura
3	Shri S.R.R. Marak	Deputy Secretary, Executive Committee, Garo Hills Autonomous District Council, Tura
4	Shri R.B. Marak	Council Engineer, Garo Hills Autonomous District Council, Tura
5	Shri J.R. Pyrtuh	Executive Member, Jaintia Hills, Autonomous District Council, Jowai
6	Shri S.M. Suna	Executive Member, Jaintia Hills, Autonomous District Council, Jowai

7	Shri K. Lytan	Executive Member, Jaintia Hills, Autonomous District Council, Jowai
8	Shri S. Pde	Secretary, Executive Member, Jaintia Hills, Autonomous District Council, Jowai
9	Shri N.N. Kalita	Chief Engineer, Jaintia Hills, Autonomous District Council, Jowai
10	Dr. C. Lyngdoh	Chief Executive Member, Khasi Hills Autonomous District Council, Shillong
11	Shri K.P. Pangniang	Executive Member, Khasi Hills Autonomous District Council, Shillong
12	Shri C.S. Sohtun	Executive Member, Khasi Hills Autonomous District Council, Shillong
13	Shri L. Kharkongor	Executive Member, Khasi Hills Autonomous District Council, Shillong
14	Shri W. Syiemlieh	Secretary, Executive Committee, Khasi Hills Autonomous District Council, Shillong
15	Shri R.S. Wanniang	Joint Secretary, Executive Committee, Khasi Hills Autonomous District Council, Shillong

Representatives of Political Parties

1	Dr. Jemino Mawthoh	President Shillong City, Nationalist Congress Party (NCP)
2	Dr. L. Cajee	Working President, Meghalaya State Council, Nationalist Congress Party (NCP)
3	Smt. Deborah C. Marak	Working President, Meghalaya Pradesh Working Committee, Indian National Congress (INC)
4	Shri Boldness L. Nongum	General Secretary, Meghalaya Pradesh Congress Committee, Indian National Congress (INC)
5	Shri Ranjit Kar	Assistant Secretary, Meghalaya State Council, Communist Party of India (CPI)
6	Shri D.D. Dympep	Secretary, Meghalaya State Council, Communist Party Of India (CPI)
7	Dr. P.M. Passah	General Secretary, Bharatiya Janata Party(BJP)
8	Shri Subashish Mandal	Secretary and Convener, Legal Cell, Bharatiya Janata Party(BJP)

Representatives of Trade & Industry

1	Shri Raymus Wahlang	Meghalaya Export & Importer Association, Shillong
2	Shri Alban Khonglah	Meghalaya Export & Importer Association, Shillong
3	Smt. Dolly Khonglah	Meghalaya International Chamber of Commerce, Shillong
4	Smt. Maya Devi Surong	Meghalaya International Chamber of Commerce, Shillong
5	Shri Umikrishnan	Confederation of Industries of Meghalaya, Shillong
6	Smt. Susie Basan	Confederation of Industries of Meghalaya, Shillong
7	Shri T.K. Chakravarty	Confederation of Industries of Meghalaya, Shillong
8	Smt. J.M. Wahlang	M/s Megha Salt
9	Shri A. Nongkynrih	M/s Megha Salt

18. MIZORAM (22-24 April, 2009)**Representatives of State Government**

1	Shri Lal Thanhawla	Chief Minister
2	Shri R. Lalzirliana	Minister, Home
3	Shri H.Liansailova	Minister, Agriculture
4	Shri Lalsawta	Minister, Education
5	Shri Zodintluanga	Minister, UD&PA
6	Shri Lalkhama	Vice Chairman, State Planning Board
7	Shri R.Selthuama	Vice Chairman, NLUP Board
8	Shri Lal Thanzara	Parliamentary Secretary
9	Shri H. Zothangliana	Parliamentary Secretary
10	Shri Vanhela Pachuau	Chief Secretary
11	Smt. L. Tochhong	Principal Secretary, Agriculture
12	Shri C.Lalsawta	Principal Secretary, Finance
13	Shri Lalrokhuma Pachuau	DGP
14	Dr. S.S.Garbyal	Principal Chief Conservator of Forest
15	Shri P. Chakraborty	Commissioner & Secretary, Law & Judicial
16	Shri K.Lalnghinglova	Secretary, P & E
17	Shri Vanengmawia	Secretary, GAD
18	Shri T.P. Khaund	Principal Adviser
19	Smt. Esther Lalruatkimi	Secretary, Industries
20	Shri Liansanga	Secretary & Engineer-in-Chief, PWD
21	Shri Rohmingliana	Secretary, LAD
22	Shri Lalthansanga	Secretary, Finance
23	Shri Johny T.O.	Secretary, UD & PA
24	Shri Nghaklianmawia	Secretary, Horticulture
25	Shri Vanlalruata	Additional Secretary, Finance
26	Shri Pawan Kumar	Engineer-in-Chief, PHE
27	Shri R. Lalfanliana	Chief Engineer, PHE
28	Shri Vanlal Duhsaka	Chief Engineer, PWD
29	Shri L. Pachuau	Chief Engineer, P&E
30	Smt. Malsawmthangi	Director, School Education
31	Dr. D.Baruah	Director, Hospital & Medical Education
32	Shri Shurbir Singh	Director, Industries
33	Shri P.Bhattacharjee	Director, Agriculture (Crop Husbandry)
34	Shri Biaktluanga	Director, LAD
35	Shri Lalthangliana Varte	Commissioner of Taxes, Taxation
36	Shri A. Maitra	Financial Adviser
37	Shri C. Ralkapa	Director, DM&R
38	Shri Samuel Rosanglura	Director, Horticulture
39	Shri Valbuanga	Project Director, SIPMIU
40	Shri Lalmalsawma	Deputy Secretary, Finance

41	Shri H.V.L.Zarzoenga	Deputy Director, UD&PA
42	Shri Vanlalmawia	Under Secretary, Finance
43	Dr. P.C.Lalawmpuia	Under Secretary, Finance
44	Shri F. Laldailova	Under Secretary, Finance

Representatives of Autonomous District Councils

1	Shri Nirupam Chakma	Member Legislative Assembly
2	Shri F.C. Zase	Chairman, Mara Autonomous District Council
3	Shri S. Khipo	Chief Executive Member, Mara Autonomous District Council
4	Shri Hmun Hre	Vice Chairman, Lai Autonomous District Council
5	Shri C.D. Kima	LO, Lai Autonomous District Council, Aizawl
6	Shri Kalikumar Tongchongya	Chief Executive Member, Chakma Autonomous District Council
7	Shri H.B. Thapa	Secretary cum Development Officer, Sinlung Hills Development Council
8	Shri J.C. Tlangthansiamia	President, Hmar Students' Association

Representatives of Local Bodies

1	Shri R. Sangliankhuma	Chief Executive Officer, Aizawl Municipal Council
2	Shri K. Thanhkira	Secretary, Aizawl Municipal Council
3	Shri C. Lalramdina	President, Mizoram Municipal Steering Committee
4	Shri Robert Lalchhuana	Secretary Mizoram Municipal Steering Committee (MMSC)
5	Shri Lalmuanpuia Punte	General Secretary (MMSC)
6	Shri Lalrinzuala Chawngthu	Vice President (Sr.) People's Right to Information and Development Implementing Society of Mizoram (PRISM) Federation of Mizoram Trade Union (FOMTU)
7	Shri R. Lalrammawia	President, Federation of Mizoram Government Employees & Workers Association (FMGE & W)
8	Shri Lalchuilova	Secretary General (FMGE&W)
9	Shri Denghnuna, IAS (Retd.)	Prominent Citizen
10	Prof. Tlanglawma	Prominent Citizen
11	Prof. Lianzela	Prominent Citizen
12	Dr. O. Rosanga	Executive Member, Mizoram Research Foundation(MRF), Mizoram University
13	Shri Rochamlia	General Secretary, Mizoram Research Foundation (MRF)
14	Dr. H. Vanlalhluna	Vice President, All Mizoram Farmers' Union (AMFU)
15	Shri Zion Lalremruata	General Secretary, (AMFU)
16	Shri V.L. Bela	Mizoram Kohhran Hruaitute Committee (MKHC)
17	Shri John Kima	President, United Sports' Association of Mizoram
18	Shri Lalthianghlina	Village Council President
19	Shri Lalchhandama Siakeng	Village Council President
20	Shri Lallianthuama	Secretary, United Sports' Association of Mizoram (USAM)

Representatives of Trade & Industry

1	Shri Z.D. Vanlaljinga	President, Mizoram Industries Association
2	Shri K. Laldawngliana	Secretary, Mizoram Industries Association
3	Shri H. Lalmachhuana	Founder President, Association for Mizoram Economic Forum
4	Shri R.C. Rohmingthanga	Member, Association for Mizoram Economic Forum
5	Shri K. Lalhmingthanga	President, Mizoram Chamber of Commerce & Industries
6	Shri David Lalmuanpuia	Joint Secretary, Mizoram Chamber of Commerce & Industries

Representatives of Political Parties

1	Col. L.C. Sailo	Working President, Mizoram People's Conference Party (MPC)
2	Dr. Kenneth Chawngliana	Mizoram People's Conference Party (MPC)
3	Shri T.C. Pachhunga	Mizo National Front (MNF)
4	Shri Rosangzuala	Mizo National Front (MNF)
5	Shri C. Chawngkunga	General Secretary, Mizoram Pradesh Congress Committee (MPCC)
6	Shri Hiphei, Ex-MP	General Secretary, Mizoram Pradesh Congress Committee (MPCC)
7	Wg. Cdr. Lalzawma	Chairman, Vigilance Cell, (MPCC)
8	Shri Zasanga	General Secretary (MPCC)

19 NAGALAND (19-21 January, 2009)**Representatives of State Government**

1	Shri Neiphiu Rio	Chief Minister
2	Shri Kiyaneilie	Speaker
3	Shri T.R. Zeliang	Minister, Planning & Coordination, V &AH, Evaluation & Parliamentary Affairs
4	Shri G. Kaito Aye	Minister, Roads and Bridges
5	Shri Nyeiawang Konyak	Minister, School Education and SCERT
6	Shri Doshehe Y. Sema	Minister, Power & Election
7	Shri P. Longon	Minister, Soil and Water Conservation, Land Resources Development
8	Shri Kuzholuzo	Minister, H & FW
9	Shri M.C. Konyak	Minister, Forest, Environment & Ecology & Wildlife, Excise
10	Dr. Nganshi K. Ao	Minister, PHE
11	Dr. Chumben Murry	Minister, Agriculture
12	Shri Lalhuma	Chief Secretary
13	Shri J. Changkija	DGP
14	Shri Lalthara	Additional CS, Home
15	Shri Alemtemshi Jamir	Additional CS & Dev. Comm.
16	Smt. Banuo Z. Jamir	Additional CS, School Education
17	Shri Toshi Aier	Principal Secretary & FC
18	Shri C.J. Ponraj	Principal Secretary, P&AR
19	Shri H.K. Khulu	Commissioner N/L & Principal Secretary, G&M

20	Shri Mhathang Kithan	Commissioner & Secretary, Transport
21	Shri R. Benchilo Thong	Commissioner & Secretary, Power
22	Shri Temjen Toy	Commissioner & Secretary, UD
23	Shri Khekiye K. Sema	Commissioner & Secretary, A&C and Tourism
24	Shri Sentiyauger Imchen	Commissioner & Secretary, Horticulture & IPR
25	Shri Achum Ngullie	Commissioner & Secretary, LR & Excise
26	Shri Ayamo Jami	Commissioner & Secretary, W&H
27	Shri Imkonglemba	Commissioner & Secretary, Industry & Commerce
28	Shri Viketol Sakhrie	Commissioner & Secretary, RD
29	Shri L. Kire	Commissioner & Secretary to CM & Forest
30	Shri Menukhol John	Commissioner & Secretary, Health & Family Welfare
31	Shri N. Zhasa	Commissioner & Secretary, Agriculture
32	Shri Zhanbemo	Special Secretary, Home Pol.
33	Shri Abhishek Singh	Secretary to Governor & IT
34	Shri M. Yanthan	Secretary, Veterinary & Animal Husbandry
35	Shri K. T. Sukhalu	Secretary, S&YR, IT
36	Shri Zhaleo Rio	Secretary, PHE
37	Shri Norman Putsure	Secretary, Land Resources
38	Shri K.N. Chishi	Secretary, Justice & Law
39	Shri Ken Kreditsu	Director, Urban Development
40	Shri Neipusilie Angami	Additional Director, School Education
41	Shri Abhijit Sinha, IAS	Director, ATI
42	Shri M. Patton	Commissioner, Taxes & Excise
43	Er. N. Chielie	Engineer-in-Chief, PWD
44	Er. G. Keppen Rengma	Director, Industry & Commerce
45	Shri Khetovi Sumi	CE, PHE
46	Dr. Supong Keitzar	Director, Agriculture
47	Shri Metsubo Jamir	Director, RD
48	Shri Imokokba Ao	Director, IPR
49	Smt. Kevinino P. Meru	Director, Art & Culture
50	Er. D. Basumatari	CE, Power
51	Dr. V. Sekhose	Principal Director, Health & Family Welfare
52	Dr. Y. Yisao	Director, Veterinary & Animal Husbandry
53	Shri K. Heni	Secretary, Finance
54	Shri V. Kezo	OSD Revenue, Finance
55	Shri Y. Kikheto Sema	OSD (Budget), Finance
56	Shri R.C. Acharjee	Adviser (Budget), Finance
57	Shri G. W. Lee	Consultant, FRC Finance

Representatives of Political Parties

1	Shri Ato Yepthomi	State President, Bharatiya Janta Party
2	Shri O. Mozamo Ngullie	State Executive Member, Bharatiya Janta Party
3	Shri Zachilhu Vadeo	Vice President, NPCC, Indian National Congress

4	Shri Taka Masa	Ex- MLA, Indian National Congress
5	Shri Povotso Lohe	President, Nationalist Congress Party
6	Shri Chinny Magh Rengma	General Secretary, Nationalist Congress Party
7	Shri Apong Pongener	Working President, Nagaland Peoples' Front
8	Shri K.G. Kenye	Secretary General, Nagaland Peoples' Front
9	Er. N.N. Lotha	Founder President, Republican Labour Party
10	Shri Ntsemo Ngullie	President, United Naga Democratic Socialist Party
11	Shri C.N. Lotha	General Secretary, United Naga Democratic Socialist Party

Representatives of Trade & Industry

1	Shri Chris Kire	Joint Secretary, KCM & I
2	Shri Khriehuzo	Member, KCM & I
3	Shri Neingulie	Member, KCM & I
4	Shri R. Desmo	Member, KCM & I
5	Shri Keshito	President, DCC
6	Shri Basu	Member, DCC
7	Shri Ato	Member, DCC
8	Shri Azo Keditsu	Member, DCC
9	Shri M.B. Longkumer	President, MCC & I
10	Shri Lanukaba	Member, MCC & I
11	Shri Lanu Lemtur	Member, MCC & I
12	Shri Bendang Walling	Member, MCC & I

Representatives of Local Bodies

1	Shri Vipopal Kintso	Chairperson, KMC
2	Shri Keduolhoulie	Member, KMC
3	Shri Zakiekhoto	Accounts Officer, KMC
4	Shri Neivor	Member, KMC
5	Shri Alemba	Chairperson, TTC
6	Shri Namang	Member, TTC
7	Shri L. Elen Chang	Member, TTC
8	Shri Khekaho	Chairperson, DMC
9	Shri T. Lotha	Member, DMC
10	Shri Nungsang Jamir	Member, DMC
11	Shri N. K. Gonmei	Member, DMC
12	Shri Lipok	Member, DMC
13	Dr. Kidise	Kidima Village
14	Shri Theneivikho	Khuzama Village
15	Shri Nihovi	Viswema Village
16	Smt. Apralie	Jakhama Village
17	Shri Maya Ao	Sungratsu Village
18	Shri Wangshok	Mon VDB Union
19	Shri Khonchamo	Longsachnag Village
20	Shri Tsemomo	Chukitong Village
21	Shri Manual Kamson	Peren VDB Union

20. ORISSA (25-27 February 2009)

Representatives of State Government

1	Shri Naveen Patnaik	Chief Minister
2	Shri Prafulla Chandra Ghadai	Minister, Finance
3	Shri Chaitanya Prasad Majhi	Minister, ST & SC Development, Minorities & Backward Classes Welfare
4	Shri Debiprasad Mishra	Minister, Excise, Tourism
5	Shri Surya Narayan Patro	Minister, Energy, Culture, Information Technology
6	Shri Sanatan Bisi	Minister of State, Health & Family Welfare
7	Smt. Surama Padhy	Minister of State, Co-operation
8	Shri Ajit Kumar Tripathy, IAS	Chief Secretary
9	Shri Tarunkanti Mishra, IAS	Development Commissioner-cum-Additional Chief Secretary
10	Shri Satya Prakash Nanda, IAS	Agriculture Production Commissioner
11	Shri Bijay Kumar Patnaik, IAS	Principal Secretary to Chief Minister
12	Shri Santosh Kumar, IAS	Member, Board of Revenue
13	Shri Rabi Narayan Senapati, IAS	Principal Secretary, Finance
14	Shri Man Mohan Praharaj, IPS	Director General, Police
15	Shri Anup Patnaik, IPS	Director General, Vigilance
16	Shri A.P. Padhy, IAS	Principal Secretary, Home
17	Shri Ashok Kumar Tripathy, IAS	Principal Secretary, ST & SC Development
18	Smt. Vandana Kumari Jena, IAS	Principal Secretary, S.&M.E
19	Shri B.K. Nayak	OSJS (SB), Principal Secretary, Law
20	Shri U.P. Singh, IAS	Commissioner-cum-Secretary, Agriculture
21	Shri Pradeep Kumar Jena, IAS	Commissioner-cum-Secretary, Energy
22	Smt. Mona Sharma, IAS	Commissioner-cum-Secretary, W & CD
23	Shri Pradipta Kumar Mahapatra, IAS	Commissioner-cum-Secretary, Information Technology
24	Shri Raj Kumar Sharma, IAS	Commissioner-cum-Secretary, FS & CW
25	Shri Suresh Chandra Mohapatra, IAS	Commissioner-cum-Secretary, Water Resources
26	Shri G.V. Venugopal Sharma, IAS	Commissioner-cum-Secretary, Revenue & DM
27	Dr. Arun Kumar Panda, IAS	Commissioner-cum-Secretary, Housing & Urban Development
28	Shri U.N.Behera, IAS	Commissioner-cum-Secretary, Forest & Environment
29	Shri Madhu Sudan Padhy, IAS	Commissioner-cum-Secretary, Higher Education
30	Dr. Taradutt, IAS	Commissioner-cum-Secretary, Cooperation
31	Dr. Ashok Mahadeo Rao Dalwai, IAS	Commissioner-cum-Secretary, Steel & Mines
32	Shri Surendra Nath Tripathi, IAS	Commissioner-cum-Secretary, Rural Development
33	Shri Rabindra Nath Dash, IAS	Commissioner-cum-Secretary, Panchayati Raj
34	Shri Bijay Chandra Jena, IAS	Commissioner-cum-Secretary, Culture
35	Shri Saurabh Garg, IAS	Commissioner-cum-Secretary, Industries
36	Smt. Anu Garg, IAS	Commissioner-cum-Secretary, Health & Family Welfare
37	Shri S.K.Ray	E.I.C.-cum-Secretary, Works
38	Shri Pramod Kumar Patnaik, IAS	Commissioner-cum-Secretary, PG & PA
39	Shri Suresh Chandra Patnaik, IAS	Commissioner-cum-Secretary, Sports & Youth Services
40	Dr. R.V.Singh, IFS	Special Secretary to Government, Planning & Coordination
41	Shri T.K. Pandey, IAS	Commissioner of Commercial Taxes, Orissa
42	Shri Nikunja Bihari Dhal, IAS	Special Project Director, OPEPA

43	Shri D.P. Das, IAS	Special Secretary, Finance
44	Shri S. K. Mishra	Special Secretary, Finance
45	Shri S. Pattnaik	Special Secretary, Finance
46	Shri Vijay Arora, IAS	Special Secretary, Planning & Co-ordination
47	Smt. B. Radhika, IPS	Special Secretary, Home
48	Shri B. C. Mohapatra, IAS	Additional Secretary, Finance
49	Shri K. C. Mishra	Additional Secretary, Finance
50	Shri Arabinda Mishra	Additional Secretary, Finance

Representatives of Local Bodies

1	Shri Ashok Kumar Pangri	President, Zilla Parishad, Koraput
2	Shri Shankar Parida	President, Zilla Parishad, Puri
3	Smt. Basanti Mohapatra	Vice President, Zilla Parishad, Khurda, District Khurda
4	Shri Priyadarshi Pattanaik	Chairman, Angul Block, District Angul
5	Shri Satrugan Prusty	Chairman, Tarava Block, District Sonepur
6	Shri Laxmidhar Das	Sarpanch, Mukulishi Gram Panchayat, Basta Block, Balasore
7	Shri Sunil Kumar Senapati	Sarpanch, Kulida Gram.Panchayat, Basta Block, Balasore
8	Shri Anil Kumar Mohapatra	Zilla Parishad Member, Balasore Zilla Parishad
9	Shri Ananta Narayan Jena	Mayor, Bhubaneswar Municipal Corporation, Bhubaneswar
10	Shri Soumendra Kumar Ghose	Mayor, CMC
11	Shri Siva Sankar Dash	Mayor, Berhampur Municipal Corporation, Berhampur
12	Shri Surya Narayan Rath	Vice-Chairperson, Jeypore Municipality, Jeypore
13	Shri Rajkumar Chouhan	Chairperson, Khariar Road N.A.C, Nuapada
14	Shri Prakash Chandra Sahoo	Chairperson, Subarnpur Municipality
15	Ms. Shantilata Pradhan	Chairperson, Puri Municipality, Puri

Representatives of Political Parties

1	Shri Narendra Kumar Swain	General Secretary, Biju Janata Dal, Orissa
2	Shri Mayadhar Nayak	Secretary, Bhubaneswar District Committee, Biju Janata Dal, Orissa
3	Shri Dharendra Kumar Bag	Secretary, Bhubaneswar District Committee, Biju Janata Dal, Orissa
4	Shri M.A. Kharavel Swain, M.P.	National Executive Member & Deputy Chief Whip, BJP, Bharatiya Janata Party in Loksabha
5	Shri Prashan Mishra	Chief Media Deptt., OPCC, Indian National Congress
6	Shri Utkal Keshari Routray	Secretary, OPCC, Indian National Congress
7	Shri Souribandhu Kar	State Secretariat Member, Communist Party of India
8	Shri Janardan Pati	Secretary, Orissa State Committee, Communist Party of India (M)
9	Shri Santosh Dash	Secretariat Member, Orissa State Committee, Communist Party of India (M)
10	Shri Jayant Kumar Bhoi	General Secretary, Bahujan Samaj Party, Orissa

Representatives of Trade & Industry

1	Shri Niranjan Mohanty	President, Utkal Chamber of Commerce & Industry, Bhubaneswar
2	Shri Sanjay Kumar Mohapatra	Vice President (East Zone), Orissa Small Scale Industries Association, Cuttack
3	Shri Ananta Narayan Tripathy	President, Orissa Young Entrepreneurs' Association, Cuttack

- | | | |
|---|--------------------------|--|
| 4 | Shri Raj Kishore Mohanty | Former President & Expert Representative, Orissa Young Entrepreneurs' Association, Cuttack |
| 5 | Shri Abani Kanungo | President, Orissa Industries Association, Cuttack |
| 6 | Dr. Sarat Sahoo | Chairman, Orissa Industries Federation, Cuttack |

21. PUNJAB (4-5 December 2008)

Representatives of State Government

- | | | |
|----|-------------------------------|--|
| 1 | Shri Parkash Singh Badal | Chief Minister |
| 2 | Shri Manoranjan Kalia | Local Government, Industries and Commerce Minister |
| 3 | Shri Ranjit Singh Brahmampura | Rural Development and Panchayats and Election Minister |
| 4 | Shri Manpreet Singh Badal | Finance & Planning Minister |
| 5 | Shri Janmeja Singh Sekhon | Irrigation Minister |
| 6 | Shri Raj Khurana | Chief Parliamentary Secretary, Finance |
| 7 | Dr. J.S. Bajaj | Vice Chairman, State Planning Board |
| 8 | Shri Y.S. Ratra, IAS (Retd.) | Chairman, Punjab State Electricity Board, Patiala |
| 9 | Shri Ramesh Inder Singh, IAS | Chief Secretary |
| 10 | Shri S.C. Agrawal, IAS | Principal Secretary, Finance |
| 11 | Shri S.S. Brar, IAS | Financial Commissioner, Taxation |
| 12 | Shri G.S. Sandhu, IAS | Financial Commissioner, Rural Development and Panchayats |
| 13 | Shri D.S. Guru, IAS | Principal Secretary to Chief Minister |
| 14 | Shri D.S. Bains, IAS | Principal Secretary, Local Government |
| 15 | Shri S.S. Channy, IAS | Principal Secretary, Industries and Commerce |
| 16 | Shri Suresh Kumar, IAS | Principal Secretary, Irrigation and Power |
| 17 | Shri Satish Chandra, IAS | Secretary, Planning & Special Economic Package |

Representatives of Local Bodies

- | | | |
|----|------------------------------|---|
| 1 | Shri Satnam Singh | Chairman, Zilla Parishad, SAS Nagar |
| 2 | Shri Ranjit Singh Deol | Vice Chairman Block Samiti, Kapurthala |
| 3 | Smt. Manjeet Kaur Sekhon | Member, Block Samiti, Noormehl, Jalandhar |
| 4 | Shri Sukhdev Singh | Sarpanch, Chak-kalan, Ludhiana |
| 5 | Shri Ajmer Singh Bittu | Member, Zilla Parishad, Nawanshehar |
| 6 | Shri Purmit Singh | Vice Chairman, Block Samiti Amloh |
| 7 | Smt. Paramjit Kaur Gill | Vice Chairperson, Block Samiti Kharar |
| 8 | Smt. Anureet Kaur Bajaj | Member, Zilla Parishad, Planning Board, Patiala |
| 9 | Smt. Gulshan Kaur | Member Zilla Parishad, Patiala |
| 10 | Smt. Narinder Kaur | Chairperson, Block Samiti, Rajpura |
| 11 | Shri Rakesh Rathour | Mayor, Jalandhar |
| 12 | Shri Baljit Singh Bir Behman | Mayor, Bathinda |
| 13 | Shri Parveen Bansal | Senior Deputy Mayor, Ludhiana |
| 14 | Shri Bhupinder Singh Kherra | President, Municipal Council, Taran Tarn |
| 15 | Shri Parveen Chhabra | President, Municipal Council, Rajpura |
| 16 | Shri Gurbinder Singh Bhatti | President, Municipal Council, Sirhind |
| 17 | Shri Parkash Singh Malana | President, Nagar Panchayat, Moonak |
| 18 | Smt. Jaswinder Kaur Sandhu | President, Nagar Panchayat, Sahnewal |
| 19 | Shri Aasif Qureshi | President, Municipal Council, Malerkotla |
| 20 | Shri D.P. Bhardwaj | Assistant Commissioner, Municipal Corporation, Amritsar |

Representatives of Political Parties

1	Shri Balramji Das Tondan	BJP
2	Smt. Upinderjit Kaur	Shiromani Akali Dal (B)
3	Dr. Daljit Singh Cheema	Akali Dal (B)
4	Shri Rajinder Bhandari	BJP
5	Shri Sukhpal Singh Khera, MLA	Congress
6	Shri Simranjit Singh Mann	Shiromani Akali Dal (B)
7	Shri Charan Singh Virdi	Secretary, CPI (M)
8	Shri Rajnath Singh	CPI (M)
9	Shri Lehmbhar Singh Jaggar	CPI (M)

Representatives of Trade & Industry

1	Shri Sanjeev Goel	Managing Director, M/s Necter Life Science Ltd., Mohali
2	Shri B.S. Baidwan	Senior Vice President, M/s Sun Group Enterprises Pvt. Ltd, Mohali
3	Shri B.S. Anand	M/s Anand Metals, Mohali
4	Shri Mahinder Bhagat	Chairman, Medium Industry Development Board, Jalandhar
5	Shri Sarv Daman Preet	Member, Small Scale Industry Development Board, Ludhiana
6	Shri Rajinder Mittal	Managing Director, M/s Ganpati Township Ltd., Bathinda
7	Shri Dinesh Lakra	M/s Lakra Industries Ltd., Ludhiana
8	Shri Sanjeev Nagpal	M/s Nasa Agro Industries, Fazilka, Punjab
9	Shri Harish Kumar Anand	Economist, Vardhman Industries Ltd., Ludhiana
10	Shri Narrotam Dev Ratti	Chairman, Traders Board, Sunbeam Industries, Jalandhar Road Kapurthala
11	Shri Madan Lal Bagga	Vice Chairman, Trader Board, Ludhiana
12	Shri D.P. Chandan	Vice Chairman, Small Trader Board, Ferozepur
13	Shri Akshay Bector	CII, Chandigarh
14	Smt. Kamna Raj Aggarwal	Member, Small Scale Industry & Development, Jalandhar
15	Shri Sukhwinder Singh Bhambri	Managing Director, M/S Bhambri Steel Rolling Mills, Mandi Gobindgarh
16	Shri Vinod Jain	Vice President, Small Scale Industry Development Board
17	Ms. Charu Mathur	Regional Director & Head, CII

22. RAJASTHAN (21-23 June 2009)**Representatives of State Government**

1	Shri Ashok Gehlot	Chief Minister
2	Shri Aimaduddin Ahmad	Minister, Medical & Health, Family Welfare and Medical Education
3	Shri Bharat Singh	Minister, Rural Development & Panchyati Raj
4	Smt. Beena Kak	Minister, Tourism, Art, Culture and Archeology, Women & Child Development, Printing and Stationary
5	Shri Brij Kishore Sharma	Minister Transport, Sanskrit Education, Language & Linguistic Minorities and Devasthan
6	Shri Harji Ram Burdak	Minister, Agriculture, Animal Husbandry & Fisheries
7	Shri Hema Ram Chaudhary	Minister, Revenue, Colonisation, Sainik Kalyan

Thirteenth Finance Commission

8	Shri Mahendra Jeet Singh Malviya	Minister, Tribal Area Development, Public Grievances Redressal, Technical and Engineering Education
9	Shri Mahipal Maderna	Minister, Water Resources, Indira Gandhi Canal Project, Public Health and Engineering, Ground Water, Command Area Development
10	Shri Master Bhanwar Lal	Minister, Labour & Employment, Primary Education, Secondary Educations
11	Shri Parsadi Lal Meena	Minister, Co-operative, Small Savings and State Lotteries
12	Shri Shanti Kumar Dhariwal	Minister Home, Home Guard & Civil Defence, Law & Justice, Parliamentary Affairs, Urban development & Housing, Local Self Bodies
13	Dr. Jitendra Singh	Minister, Energy & Non Conventional Energy Sources, Information Technology & Communication, Disaster Management & Relief, Higher Education
14	Shri Rejendra Pareek	Minister, Industries, Non Resident Indians, Economics & Statistics and Excise
15	Shri Ram Kishore Saini	State Minister, Social Justice and Empowerment, Jail
16	Smt. Golma Devi	State Minister, Khadi and Gramodhyog, Home Guard & Civil Defence
17	Shri Ashok Bairwa	State Minister, Information & Public Relations, Election, Traffic, Sanskrit Education, Language and Linguistic Minorities, Devasthan
18	Shri Bharosi Lal Jatav	State Minister, Estate, Motor Garage, Agriculture, Animal Husbandry, Fisheries
19	Shri Gurmeet Singh Kunnar	State Minister, Agriculture Marketing, Water Resources, Indira Gandhi Canal Project, PHED, Ground Water, Command Area Development
20	Shri Mangi Lal Garasia	State Minister, Youth Affairs & Sports, Primary Education, Secondary Education, Labour & Employment
21	Shri Babu Lal Nagar	State Minister, Food & Civil Supplies, Dairy, Technical Education, Agriculture
22	Shri Ram Lal Jat	State Minister, Forest & Environment, Mines
23	Shri Brahamdev Kumawat	Parliamentary Secretary
24	Shri Dilip Choudhary	Parliamentary Secretary
25	Shri Nana Lal Ninama	Parliamentary Secretary
26	Smt. Kushal Singh	Chief Secretary
27	Smt. Alka Kala	Additional Chief Secretary, Development
28	Smt. Rukmani Haldia	Additional Chief Secretary, Environment & Small Scale Ind.
29	Shri T. Srinivasan	Principal Secretary, C.M.-I
30	Shri S. Ahmad	Principal Secretary, Agriculture
31	Shri C.K. Mathew	Principal Secretary, Finance
32	Shri C.S. Rajan	Principal Secretary, Industries
33	Shri Ram Lubhaya	Principal Secretary, Water Resources and PHED
34	Shri Ashish Bahuguna	Principal Secretary, Transport
35	Shri Lalit Kothari	Principal Secretary, Medical Education
36	Shri G.S. Sandhu	Principal Secretary, Rural Development and Panchayati Raj
37	Shri Ashok Sampatram	Principal Secretary, Revenue
38	Shri S.N. Thanvi	Principal Secretary, Home
39	Shri Gurdial S. Sandhu	Principal Secretary, UDH & LSG
40	Shri Rakesh Verma	Principal Secretary, GAD

41	Ms. Gurjot Kaur	Principal Secretary, Planning
42	Shri Rajhuns Upadhyaya	Principal Secretary, TAD
43	Dr. Dinesh Kumar Goyal	Principal Secretary, Public Works Department
44	Shri Purshottam Agarwal	Principal Secretary, CAD
45	Shri O.P. Saini	Principal Secretary, Animal Husbandry and Fisheries
46	Shri Tapesh Pawar	Principal Secretary, Higher Education
47	Dr. Govind Sharma	Principal Secretary, Mines & Petroleum
48	Shri Shreemat Pandey	Principal Secretary, Energy
49	Shri B.L. Arya	Principal Secretary, Forest
50	Shri Sudarsan Sethi	Secretary & Commissioner, Panchayati Raj
51	Shri Deepak Upreti	Secretary, Finance (Budget)
52	Shri S.R. Meena	Secretary, Education (School)
53	Dr. R. Venkateswaran	Commissioner & Secretary, Social Justice & Emp.
54	Shri V. Srinivas	Secretary, Family Welfare & Director, NRHM
55	Shri Abhay Kumar	Secretary, Finance (Expenditure)
56	Shri Rajat Mishra	Secretary, Finance (Revenue)
57	Shri Tanmay Kumar	Secretary, Disaster Management and Relief
58	Shri Vinod Pandya	Director, Finance (Finance Commission Cell)
59	Shri S.C. Dinker	Director (Budget) and Deputy Secretary, Finance (FCC)

Representatives of Trade & Industry

1	Dr. K.L. Jain	Honorary Secretary General, Rajasthan Chamber of Commerce and Industry (RCCI)
2	Shri D. S. Bhandari	Director, Alishan Petro Products Ltd., Rajasthan Chamber of Commerce and Industry (RCCI)
3	Shri Rajeev Jain	Sambhav Gems Ltd, Rajasthan Chamber of Commerce and Industry (RCCI)
4	Shri A.K. Godika	Industrial Adviser, Rajasthan Chamber of Commerce and Industry (RCCI)
5	Shri R.S. Gemini	President, Federation of Rajasthan Trade & Industry (FORTI)
6	Shri Prem Biyani	Secretary General, (FORTI)
7	Shri R.C. Shah	Chartered Accountant, (FORTI)
8	Shri O.P. Agarwal	Chartered Accountant, (FORTI)
9	Prof. Man Chand Khandela	Director, Subodh Management Institute, FORTI
10	Shri Shankar Lal Agarwal	Chartered Accountant, (FORTI)
11	Shri Arun Agarwal	Vice President, FORTI
12	Shri R.D. Batwara	Secretary, RCCI
13	Shri Basant Khaitan	Chairman, Rajasthan Committee, PHD Chamber of Commerce & Industry
14	Shri G.S. Kandoi	Chairman, KG Petrochem Ltd. , PHD Chamber of Commerce & Industry
15	Smt. Malti Jain	Resident Director , PHD Chamber of Commerce & Industry

Representatives of Local Bodies

1	Shri Pankaj Joshi	Mayor, Jaipur Municipal Corporation
2	Shri Abdul Gani Fozdar	Deputy Mayor, Jodhpur Municipal Corporation
3	Shri Ravindra Shrimali	President, Udaipur Municipal Council
4	Shri Om Prakash Naraniwal	President, Bhilwara Municipal Council
5	Smt. Krishna Katara	Chairman, Municipal Board, Banswara
6	Shri Virenrdra Singh Jadon	Chairman, Municipal Board, Rajakhera (Dholpur)
7	Smt. Kamala Meena	Zila Pramukha, Kota
8	Dr. Rajbala Ola	Zila Pramukha, Jhunjhunu
9	Smt. Seema Choudhary	Pradhan, Kekri, Ajmer
10	Shri Rajesh Nagar	Pradhan, Malpura, Tonk
11	Shri Bhanwar Lal Choudhary	Sarpanch, Bassi Gram Panchayat, Todaraisingh, Tonk
12	Smt. Savita Rathi	Sarpanch, Gopalpura, Gram Panchayat, Sujangarh, Churu

Representatives of Political Parties

1	Dr. Chandra Bhan	Vice President, Pradesh Congress Committee(I)
2	Shri Sunil Sharma	Member, Pradesh Congress Committee(I)
3	Shri Anil Shah	Member, State Working Committee, Bhartiya Janta Party
4	Shri Siraj Mohammad Khan	State President, Rajasthan Pradesh Janta Dal (RJD)
5	Shri Sabir Khan	District President, Jaipur, RJD
6	Shri Ravindra Shukla	Member, State Party Secretariats, CPI (M)
7	Shri Dushyant Ojha	Secretary, Rajasthan State Council, Communist Party of India (M)
8	Shri Tara Singh Siddhu	Member, State Secretariat, Rajasthan Pradesh CPI (M)

23. SIKKIM (10-11 November 2008)

Representatives of State Government

1	Dr. Pawan Chamling	Chief Minister
2	Shri D.N. Takapa	Speaker, Sikkim Legislative Assembly
3	Shri Nakul Das Rai	MP, Lok Shaba
4	Shri P.D. Rai	Deputy Chairman, State Planning Commission
5	Shri Kedar Nath Rai	Minister, Rural Management Dev
6	Shri Prem Sing Tamang	Minister, Building & Housing, Sports & Youth Affairs
7	Shri Dorjee Tshering Lepcha	Minister Roads & Bridges, Labour
8	Shri Ram Bahadur Subba	Minister, Tourism, Commerce, Industries
9	Smt. Kalawati Subba	Minister, Animal Husbandry & Livestock, Fisheries, Veterinary
10	Shri Somnath Poudyal	Minister, Food Security & Agriculture
11	Shri N.D. Chingapa, IAS	Chief Secretary
12	Shri T.T. Dorjee, IAS	Additional Chief Secretary, Finance Revenue & Expenditure
13	Shri K. Gyatso, IAS	Principal Secretary, Planning, DPER & NECA
14	Shri T.W. Barfungpa, IAS	Principal Secretary, Animal Husbandry, LF& VS

15	Shri C.M. Ravindran, IPS	Director General of Police
16	Shri R.S. Basnet, IAS(R)	Principal Secretary to the HCM
17	Smt. R. Ongmu, IAS	Principal Secretary, Ecclesiastical & SJEW
18	Shri Goparma, IAS	Secretary, Co-operation
19	Shri H.K. Karki, SCS	Secretary, Cultural Affairs & Heritage Conservation
20	Shri M.G. Kiran, IAS	Secretary, Commerce & Industries
21	Shri D.T. Lepcha	PCE-cum-Secretary, Building and Housing
22	Shri P. Wangchen	PCE-cum-Secretary, Energy and Power
23	Smt. N.G Pradhan	Secretary, Excise (ABKARI)
24	Shri B.K. Kharel, IAS	Secretary, Food Civil Supplies & Consumer Affairs
25	Shri R. Telang, IAS	Secretary, Food Security & Agriculture
26	Shri S.T. Lachuangpa, IFS	PCCF cum Secretary, Forest, Environment & Wildlife Management
27	Shri V. B. Pathak, IAS	Principal Secretary, Health Care, Human Services & Family Welfare
28	Shri J. Singh, IPS	Principal Secretary, Home
29	Shri K.T. Chankapa	Secretary, HRDD
30	Shri R.P Chingapa	Secretary, Land Revenue & Disaster Management
31	Shri R.K. Purkayastha	Secretary, Law
32	Shri R.K. Gurung	Secretary, Mines & Geology
33	Shri S.D. Basi, IAS	Principal Secretary to the Governor
34	Shri G.P. Sharma	PCE cum Secretary, Road and Bridges
35	Shri A.K. Ganeriwala, IFS	Secretary, Rural Management & Development
36	Shri M.L. Arrawatia, IFS	Secretary, Science & Technology
37	Shri D. Rinchen	Secretary, Sikkim Legislative Assembly
38	Shri K.P. Adhikari, IAS	Secretary, Sports & Youth Affairs
49	Shri S.B.S. Bhaduria, IFS	Secretary, Tourism
40	Shri K.N. Bhutia, IAS	Secretary, Transport
41	Shri T. Dorji, IAS	Secretary, Urban Development & Housing
42	Shri P.S. Basnet	PCE cum Secretary, Water Security & PHE
43	Shri P. Wangdi	Controller of Accounts, Finance, Revenue & Expenditure
44	Shri T.P. Koirala	Principal Director, Treasury, P&AO, Finance, Revenue & Expenditure
45	Shri N.T.Lepcha	Principal Director, Finance, Revenue & Expenditure
46	Shri S.D.Pradhan	Additional Director, Budget, Finance, Revenue & Expenditure
47	Shri M.Pradhan	Assistant Director, Budget Finance, Revenue & Expenditure
48	Shri C.C.Bhutia	Deputy Director, FCD, Finance, Revenue & Expenditure
49	Shri B. Datta	Joint Director, FCD, Finance, Revenue & Expenditure
50	Shri S.K.Sharma	Principal Director, FCD, Finance, Revenue & Expenditure

Representatives of Local Bodies

1	Smt. Chandra Maya Subba	Zilla Panchayat Adhakshya- West
2	Shri Ravi Chandra Gurung	Zilla Panchayat Adhakshya-South
3	Shri Bimal Dawari	Zilla Panchayat Adhakshya- East
4	Shri Tshering Wongdi Lepcha	Zilla Panchayat Adhakshya-North
5	Shri Ram Kumar Rai	GP Sabhapathi, Suldung Kamling GPU-West
6	Shri Ganesh Kumar Rai	GP Sabhapathi, Melli Dara, Pakyong GPU-South
7	Shri Raj Kumar Thapa	GP Sabhapathi, Sorok Syampani, GPU-South
8	Shri Dinesh Gurung	GP Sabhapathi, Aritar, GPU-East
9	Smt. Chura Kumari	GP Sabhapathi, Samdong Kambal, GPU-East
10	Shri Lendup Lepcha	GP Sabhapathi, Chungthang, GPU-North
11	Shri P.S. Limboo	GP Sabhapathi, Thingchim Mangshila-North
12	Smt. Annapurna Alley	Deputy Secretary (Panchayat)
13	Shri Kuber Bhandari	CAO RMDD
14	Smt. C.C. Wangdi	Additional Secretary, RMDD
15	Smt. Jyotsna M. Karthak	Deputy Secretary, RMDD
16	Shri P.T. Ethenpa	Director, Panchayat, RMDD
17	Shri P. Bhutia	DPO, East
18	Shri Sonam L. Kalyeon	Asst. Director(IT), RMDD

Representatives of Trade & Industry

1	Shri S.K. Sarda	President, Chamber of Commerce
2	Shri Suresh Kr. Agarwal	General Secretary, Chamber of Commerce
3	Shri Ramesh Periwal	Vice President, Chamber of Commerce
4	Shri Kailash Agarwal	Secretary, Chamber of Commerce
5	Shri Swaminath Prasad	Chamber of Commerce
6	Shri R.K. Mithal	Treasurer, Chamber of Industries
7	Shri Guru Ladhaki	CEO, Chamber of Industries
8	Shri Bikash Agarwal	Member, Chamber of Industries
9	Shri Tshultim Khampa	MD, PTS Packers & Providers Pvt. Ltd.
10	Shri Ujjal Gurung	Director, C&I
11	Shri S.T. Gyatso	Deputy Director, C&I

Representatives of Political Parties

1	Shri N.K. Pradhan, MLA	General Secretary, Sikkim Democratic Front
2	Shri B.S. Pant	General Secretary, Sikkim Democratic Front
3	Major T. Gyatso	Sr. Vice President, Sikkim Pradesh Congress Committee
4	Shri Kunga Nima Lepcha	General Secretary-cum-Spokesperson, Sikkim Pradesh Congress Committee
5	Shri D.B. Basnet	General Secretary, Sikkim Pradesh Congress Committee

6	Shri Sonam Tshering	General Secretary, Sikkim Pradesh Congress Committee
7	Shri H.R. Pradhan	President, Bharatiya Janata Party
8	Shri C.B.Chettri	General Secretary, Bharatiya Janata Party
9	Shri G.D. Agarwal	Treasurer, Bharatiya Janata Party
10	Smt. Punya Koirala	State Committee Member, Communist Party of India (Marxist)
11	Smt. Pavitra Bhandari	Member State Committee, Communist Party of India (Marxist)
12	Shri Anjan Upadhyaya	CPI, Marxist

24. TAMIL NADU (4-5 June, 2009)

Representatives of State Government

1	Dr. M. Karunanidhi	Chief Minister
2	Prof. K. Anbazhagan	Minister, Finance
3	Shri M.K. Stalin	Deputy Chief Minister
4	Shri Arcot N. Veerasamy	Minister, Electricity
5	Shri Ko. Si. Mani	Minister, Cooperation
6	Shri Durai Murugan	Minister, Public Works and Law
7	Dr. K. Ponmudy	Minister, Higher Education
8	Shri M. R.K.Paneerselavam	Minister, Health
9	Shri Pongalur N. Palanisamy	Minister, Rural Industries & Animal Husbandry
10	Shri I. Periasami	Minister, Revenue and Housing
11	Shri N. Suresh Rajan	Minister, Tourism and Registration
12	Shri A. V. Velu	Minister, Food
13	Shri Suba Thangavelan	Minister, Slum Clearance and Accommodation Control
14	Shri K.K.S.S.R.Ramachandran	Minister, Backward Classes
15	Shri T. M. Anbarasan	Minister, Labour
16	Shri K. R. Perikaruppan	Minister, Hindu Religious and Charitable Endowments
17	Shri Thangam Thennarasu	Minister, School Education
18	Shri S.N.M. Ubayadullah	Minister, Commercial Taxes
19	Shri T.P.M. Mohideen Khan	Minister, Environment
20	Shri N. Selvaraj	Minister, Forests
21	Shri Vellakoil Saminathan	Minister, Highways and Minor Ports
22	Dr. (Smt.) Poongothai	Minister, Information Technology
23	Smt. Geetha Jeevan	Minister, Social Welfare
24	Smt. Tamilarasi	Minister, Adi Dravidar Welfare
25	Dr. M. Naganathan	Vice Chairman, State Planning Commission
26	Shri S. Rajarethinam, IAS (Retd.)	Secretary-II to the Chief Minister
27	Shri M. Devaraj, IAS (Retd.)	Secretary-III to the Chief Minister
28	Dr. K. Rajamanickam, IAS (Retd.)	Secretary-IV to the Chief Minister
29	Shri S.K. Prabakar, IAS	Secretary to the Chief Minister
30	Shri K. Shanmuganathan	Secretary to the Chief Minister
31	Shri K. Gopinathan (Retd.)	Additional Secretary to Chief Minister
32	Shri K.S.Sripathi, IAS	Chief Secretary
33	Shri R. Sellamuthu, IAS	Development Commissioner, Planning and Development
34	Dr. N. Govindan, IAS	Principal Secretary, Adi Dravidar and Tribal Welfare
35	Shri K. Nanda Kishore, IAS	Secretary, Agriculture

36	Shri Rajeev Ranjan, IAS	Secretary, Commercial Taxes and Registration
37	Shri Debendranath Sarangi, IAS	Principal Secretary, Environment and Forest
38	Shri P.W.C.Davidar, IAS	Secretary, Information Technology , Energy (Additional Charge)
39	Shri Vishwanath Shegaonkar, IAS	Secretary, Handlooms, Handicrafts, Textiles and Khadi
40	Shri V.K.Subburaj, IAS	Principal Secretary, Health and Family Welfare
41	Shri K. Ganesan, IAS	Principal Secretary, Higher Education
42	Shri K. Allaudin, IAS	Principal Secretary, Highway and Minor Ports
43	Shri S. Malathi, IAS	Principal Secretary, Home, Prohibition and Excise
44	Shri Surjit K Choudhary, IAS	Principal Secretary, Housing and Urban Development
45	Shri M.F. Farooqui, IAS	Principal Secretary, Industries
46	Dr. Niranjana Mardi, IAS	Secretary, Municipal Administration and Water Supply
47	Dr. R. Vijaykumar, IAS	Principal Secretary, Planning and Development
48	Dr. T.V. Somanathan, IAS	Secretary, Planning, Development and Special Initiatives
49	Shri D. Jothi Jagarajan, IAS	Secretary, Public & Rehabilitation
50	Shri S. Ramasundaram, IAS	Principal Secretary, Public Works
51	Shri K. Deenabandhu, IAS	Principal Secretary, Revenue
52	Shri K. Ashok Vardhan Shetty, IAS	Principal Secretary, Rural Development and Panchayati Raj
53	Shri M. Kutralingam, IAS	Principal Secretary, School Education
54	Shri G. Muthusamy, IAS	Secretary, Tamil Development –Religious Endowment and Information
55	Dr. V. Ira Anbu, IAS	Secretary, Tourism and Culture
56	Shri Atulya Misra, IAS	Secretary, Transport
57	Shri K. Gnanadesikan, IAS	Principal Secretary, Finance
58	Dr. D. Karthikeyan, IAS	Joint Secretary, Finance
59	Dr. P. Umanath, IAS	Deputy Secretary, Finance
60	Dr. Vijay Pingale, IAS	Deputy Secretary, Finance
61	Shri S.V.Balachandran	Additional Secretary, Finance
62	Shri Praveen Kumar, IAS	Special Secretary, Finance
63	Smt. Anita Praveen, IAS	Special Secretary, Finance
64	Shri V. Atunroy, IAS	Deputy Secretary, Finance
65	Dr. Phanindra Reddy, IAS	Managing Director and CEO, Tamil Nadu Urban Infrastructure Financial Services Ltd
66	Shri Chandra Prakash Singh, IAS	Chairman, TNEB
67	Shri Mohan Vargheesh Chunkath	CMD, Tamil Nadu Energy Development Agency
68	Dr. S. Vinayagam, MD, DMRD	Director, Medical Education
69	Shri S.S. Muniya Samy	Engineer-in-Chief and Chief Engineer (General),PWD
70	Shri T.K. Ramachandran	Managing Director, Tamil Nadu Slum Clearance Board
71	Smt. R. Jaya	Director, Handlooms and Textiles
72	Shri S. Jayaraman	Chief Engineer, Buildings
73	Shri P.R. Sampath	Commissioner, HR & CE
74	Shri T.K. Shanmugasundaram, ME	Chief Engineer, Highways
75	Smt.Kannegi Packianathan	Commissioner, Adi Dravidar and Tribal Welfare
76	Shri C.K. Sreedharan, IFS	Principal Chief Conservator of Forests
77	Shri K.S. Neelakandan, IFS	Director, Environment
78	Shri K. Devarajan	Director, Elementary Education
79	Shri Vibhakar Sharma, IPS	Chairman and Managing Director, Tamil Nadu Housing Corporation Ltd.

80	Dr. S. Elango	Director, Public Health and Preventive Medicine
81	Shri Ramesh Kumar Kanna	Commissioner, Archives and Historical Research
82	Shri T. S. Sridhar	Commissioner, Archeology
83	Shri R. Sivakumar	Inspector General, Registration
84	Shri T. Jacob	Commissioner, Commercial Taxes
85	Shri Gagandeep Singh Bedi	Commissioner, Rural Development and Panchayati Raj
86	Shri Rajesh Lakhani	Commissioner, Chennai Corporation
87	Shri P. Sethi Kumar	Director, Municipal Administration
88	Shri D. Rajendiran	Director, Town Panchayat
89	Shri Shiv Das Meena	Secretary, Chennai Metro Water Supply and Sewerage Board
90	Dr. N. Sundaradevan	Director, Revenue Administration
91	Shri Arul Amzhi	Member-Secretary, State Planning Commission
92	Shri S. Machendranathan	Commissioner, Transport
93	Dr. P. Perumalsamy	Director, School Education
94	Shri M. Karunamoorthy, BE	Chief Engineer, NABARD

Representatives of Political Parties

1	Shri T. Sudharasanam	INC
2	Smt. T. Yasotha	INC
3	Shri S. Peter Alponse	INC
4	Shri C. Ponnaiyan	AIADMK
5	Shri M. Senthilathiban	MDMK
6	Shri A.K. Padmanaban	CPI (M)
7	Shri A. Arunugam Nayinar	CPI (M)
8	Shri K. Arumugam	PMK
9	Shri P. Senthamil Selvan	PMK
10	Smt. G. Subathra	NCP
11	Smt. S. Kalaivani	NCP
12	Shri P.V. Kalayanasundaram	DMK

Representatives of Local Bodies

1	Shri A. Ravichandra Ramavanni	Chairman, District Panchayat, Ramanathapuram District
2	Smt. D. Ajitha Mano Thangaraj	Chairman, District Panchayat, Kanniyakumari District
3	Shri S. Ramalingam	Chairman, Panchayat Union, Thiruvdaimarutur Block, Thanjavur District
4	Shri S.K.T.B. Kamaraj	Chairman, Panchayat Union, Keelapavoor Taluk, Thirunelveli District
5	Shri S.K.S. Rajendran	President, Village Panchayat, Pedhureddiapatti, Virudhunagar District
6	Shri A.L. Subramanian	Mayor, Tirunelveli City Municipal Corporation
7	Shri P. Venkatachalam	Mayor, Coimbatore City Municipal Corporation
8	Shri V. Rajamanikkam	Chairman, Palani Municipality, Dindigul District
9	Shri S. Sivaprakasam	Chairman, Aruppukottai Municipality, Virudhunagar District
10	Smt.R. Vasantha Mala	Chairperson, Acharapakkam Town Panchayat, Kancheepuram District
11	Smt. Maliga Mohan	Chairperson, Madampakkam Town Panchayat, Kancheepuram District

Representatives of Trade & Industry

1	Shri K. Ranganathan	Chairman, Confederation of Indian Industry
2	Shri Rafeeqe Ahmed	Chairman, FICCI- Tamil Nadu, State Council
3	Shri Chandramouli	Panel Convener, FICCI- Tamil Nadu, State Council
4	Shri D. Gandhi Kumar	President, Tamil Nadu Small and Tiny Industries
5	Shri K. Gopalkrishnan	Honorary General Secretary
6	Shri K.V. Ramachandran	Federation of Indian Export Organisation
7	Smt. Sanjhi. J. D.	Federation of Indian Export Organisation
8	Shri S. Samiappan	President, Dyer's Association Of Tirupur
9	Shri K. Krishnan	General Secretary
10	Shri K.V. Srinivasan	Chairman, South India Mills Association, Coimbatore (SIMA)
11	Shri K. Radhunandan	Managing Director, South Indian Sugar Mills Association
12	Shri K.N. Rathinavelu	Secretary
13	Shri Srivatsram	Chairman, Automotive Components Manufacturers' Association
14	Shri R. Subramanian	Secretary General, The Madras Chamber of Commerce and Industry
15	Shri K. Prushothaman	Regional Director, NASSCOM, Chennai
16	Shri Mahalingam	TCS

25. TRIPURA (13-14 February 2009)

Representatives of State Government

1	Shri Manik Sarkar	Chief Minister
2	Shri Aghore Debbarma	Minister, Agriculture & Tribal Affairs
3	Shri Badal Chowdhury	Minister, Finance, PWD
4	Shri Tapan Chakraborty	Minister, Education (School) & Health
5	Shri Manik Dey	Minister, Power & Transport
6	Shri Jitendra Chowdhury	Minister, Forest and I &C
7	Shri Joy Gobinda Deb Roy	Minister, Science and Technology
8	Shri Manindra Reang	Minister, TRP & PGP and Home (Jail)
9	Smt. Bijita Nath	Minister, SW &SE
10	Shri Shashi Prakash	Chief Secretary
11	Shri A.K. Mangotra	Principal Secretary, Planning, Agriculture
12	Shri Y.P. Singh	Principal Secretary, PWD, Health
13	Shri U. Venkateswarlu	Principal Secretary, ARDD
14	Shri S.K. Roy	Principal Secretary, Finance, UD
15	Shri Banamali Sinha	Principal Secretary, Education (School)
16	Shri N.C. Sinha	Commissioner & Secretary, RD, GA
17	Shri S.K. Das	Commissioner & Secretary, Tribal Welfare
18	Shri R.K. De Choudhury	Special Secretary, Finance
19	Shri Atul Gupta	Additional PCCF
20	Shri Dipak Ganguli	CMD, TSECL
21	Shri S. Bhowmik	Chief Engineer, PWD (R&B)

22	Shri Apurba Roy	Deputy Secretary, Finance
23	Shri R.K. Majumder	Director, Urban Development
24	Shri S. Debbarma	Director, Panchayat
25	Shri R. Kar	Deputy Director, Panchayat

Representatives of Political Parties

1	Shri Gautam Das	CPI (M)
2	Shri Narayan Rupini	CPI (M)
3	Shri Ratan Lal Nath	INC
4	Shri Sudip Roy Barman	INC
5	Shri Manik Deb	INC
6	Shri Prasanta Kapali	CPI
7	Shri Dinesh Chandra Saha	CPI
8	Shri Ramendra Datta Gupta	CPI

Representatives of Trade & Industry

1	Shri M.L. Debnath	President, TCCI
2	Shri A.K. Ray	Secretary, TCCI
3	Shri Parimal Roy Choudhury	President, Import – Export Association
4	Shri Sanjay Deb Ray	General Secretary, FACSI
5	Shri Rajot Pal	FACSI
6	Shri Subrata Ranjan Roy	President, TIE
7	Shri Ramesh Kr. Bhufania	Executive Member, TIE

Representatives of Local Bodies

1	Shri Ranjit Debbarma	Chief Executive Member, Tripura Tribal Areas Autonomous District Council (TTAADC)
2	Shri Radhacharan Debbarma	Executive Member, TTAADC
3	Shri P. Sarkar	Executive Member, TTAADC
4	Smt. S. Chakma	Executive Member, TTAADC
5	Shri S.K. Das	Commissioner & Secretary
6	Shri Kumar Alok	Chief Executive Officer, TTAADC
7	Shri P. Debbarma	Additional Chief Executive Officer, TTAADC
8	Shri R.K. Debbarma	Executive Officer, Finance, TTAADC
9	Shri S. Das	Chairman, AMC
10	Shri S. Deb	Chairman, Udaipur NP
11	Shri S. Bhattacharjee	Chairman, Dharmanagar NP
12	Smt Mina Das	Chairperson, Kumarghat NP
13	Shri S. Chakraborty	Chairman, Sonamura NP
14	Shri Kiran Gittee	Chief Executive Officer, AMC
15	Smt. S. Sarkar	Sabhadhipati, PTZP
16	Shri P. Charkraborty	Sabhadhipati, DZP
17	Shri S. Dey	Chairman, Bokafa PS
18	Shri D. Jamatia	Chairman, Ompi BAC
19	Shri K.K. Singha	Pradhan, Gournagar GP
20	Smt. R. Debbarma	Chairperson, VC, Mandai BAC

26. UTTAR PRADESH (15-16 July 2009)

Representatives of State Government

1 Ms. Mayawati	Chief Minister
2 Shri Shashank Shekhar Singh	Deputy Chairman, State Planning Commission
3 Shri Vijay Shankar Pandey	Additional Cabinet Secretary
4 Shri Atul Kumar Gupta	Chief Secretary
5 Shri V. K. Sharma	Agriculture Production Commissioner and Additional Chief Secretary
6 Shri Anoop Mishra	Infrastructure and Industrial Development Commissioner
7 Shri R.K. Mittal	Social Welfare Commissioner
8 Shri Ravindra Singh	Principal Secretary to CM
9 Shri Manjeet Singh	Principal Secretary, Finance
10 Shri Alok Ranjan	Principal Secretary, Urban Development and Environment
11 Shri Desh Deepak Verma	Principal Secretary, Commercial Tax & Registration
12 Shri Govindan Nayar	Principal Secretary, Revenue
13 Shri Ravindra Kumar Sharma	Principal Secretary, Panchayati Raj
14 Kumari Nita Chaudhary	Principal Secretary, Planning & Programme Implementation
15 Shri Pradeep Shukla	Principal Secretary, Medical & Health, Family Welfare
16 Shri Harminder Raj Singh	Principal Secretary, Housing
17 Shri Rohit Nandan	Principal Secretary, Rural Development, Ambedkar Rural Development Department
18 Shri Kapil Dev	Principal Secretary, Public Works
19 Shri Net Ram	Principal Secretary, Excise
20 Ms. Vrinda Sarup	Principal Secretary, Technical & Vocational Education
21 Shri Harbhajan Singh	Principal Secretary, Medical Education
22 Shri Pankaj Aggarwal	Principal Secretary, Transport
23 Ms. Sunanda Prasad	Principal Secretary, Public Enterprises
24 Shri Arun Kumar Sinha	Principal Secretary, Irrigation
25 Shri Avnish Awasthi	Secretary, Cultural Work Department
26 Dr. B.M. Joshi	Secretary, Finance
27 Shri Navneet Sehgal	Secretary to CM, Energy and Chairman & Managing Director, Uttar Pradesh Power Corporation
28 Shri Shambhunath Shukla	Secretary, Revenue & Relief Commissioner
29 Shri Tirathraj Tripathi	Secretary, Agriculture, Agro Education and Research Work
30 Shri M.V.S. Rami Reddy	Managing Director, UP SRTC
31 Shri Alok Tandon	Chairman & Managing Director, Uttar Pradesh Power Generation Corporation
32 Shri Narendra Bhushan	Additional Managing Director, Uttar Pradesh Power Generation Corporation
33 Shri Anoop Chandra Pandey	Secretary, Basic Education
34 Shri Kamran Rizvi	Secretary, Higher Education
35 Shri Mahesh Kumar Gupta	Secretary, Home Department

Representatives of Local Bodies

- | | |
|----------------------------|--|
| 1. Smt. Jyoti Rawat | Chairperson, District Panchayat, Unnao |
| 2. Smt. Kesari Devi | Chairperson, District Panchayat, Allahabad |
| 3. Shri Rakesh Rawat | Pramukh, Block Panchayat, Vikas Khand, Sarojini Nagar, Lucknow |
| 4. Shri Abdul Hannan | Pramukh, Block Panchayat, Vikas Khand, Behendar, Hardoi |
| 5. Shri Shivharsh Singh | Pradhan, Village Panchayat, Sangora Village Panchayat, Vikas Khand, Siddhor, Barabanki |
| 6. Smt. Punam | Pradhan, Village Panchayat, Obri Gram Panchayat, Vikas Khand, Barabanki |
| 7. Smt. Damyanti Goyal | Mayor, Municipal Corporation, Ghaziabad |
| 8. Dr. S.D. Hassan | Mayor, Municipal Corporation, Moradabad |
| 9. Shri Gyan Vajpai | Chairman, Lakhimpur-Khiri Municipality |
| 10. Shri Manoj Agrawal | Chairman, Farukhabad Municipality |
| 11. Shri Mateen Ahmad Khan | Chairman, Nagar Panchayat, Dariyabad, Barabanki |
| 12. Shri Arvind Narayan | Chairman, Nagar Panchayat, Nawabganj, Unnao |

Representatives of Political Parties

- | | |
|------------------------------|---|
| 1 Shri Lalji Verma | Finance Minister, Bahujan Samaj Party |
| 2 Shri Ram Aashrey Verma | State President, RLD, UP |
| 3 Shri S.P. Kashyap | State General Secretary, CPM |
| 4 Shri Ashok Singh | State President, RJD |
| 5 Shri Girish Sharma | State General Secretary, CPI |
| 6 Shri Faz-le-Masood | State President, NCP |
| 7 Shri Shiv Pal Singh Yadav | Leader Opposition, UP Legislative Assembly, Samajwadi Party |
| 8 Shri Ahmad Hassan | Leader, Opposition, UP Legislative Council, Samajwadi Party |
| 9 Shri Om Prakash Singh | General Secretary, Samajwadi Party |
| 10 Shri Ashok Vajpae | General Secretary, Rashtriya Samajwadi Party |
| 11 Shri Balram Yadav | Member, Rashtriya Karanti Samajwadi Party |
| 12 Shri Dharmender Singh | General Secretary, Rashtriya Janta Dal |
| 13 Shri Subodh Srivastava | General Secretary & Chief Spokesperson, Congress Party |
| 14 Shri Ram Krishan Dewedi | Former Home Minister, Congress Party |
| 15 Shri Suresh Kumar Khanna | MLA, BJP |
| 16 Shri Hirday Narayan Dixit | State Vice President & Spokesperson, BJP |
| 17 Shri Ashok Singh | State President, RJD |
| 18 Shri Om Prakash Singh | Leader Legislative Assembly, BJP |

Representatives of Trade & Industry

- | | |
|------------------------|--|
| 1 Shri Shailendra Jain | Vice President, Associated Chamber of Commerce & Industries of UP |
| 2 Shri S.B. Aggarwal | General Secretary, Associated Chamber of Commerce & Industries of UP |
| 3 R.C. Verma | Executive Officer, Associated Chamber of Commerce & Industries of UP |
| 4 Brid. (Retd) Amitabh | Resident Director, PHD Chamber of Commerce & Industries, Lucknow |
| 5 Shri Sudhakar Tewari | Consultant, PHD Chamber of Commerce & Industries, Lucknow |

- | | | |
|---|------------------------|--|
| 6 | Shri Ganesh Chaturvedi | Former Chairman, Indian Industries Association (IIA) |
| 7 | Shri Mukesh Tandon | Former General Secretary, IIA |
| 8 | Shri Kiran Chopra | Former Chairman, CII, UP |
| 9 | Shri Anil Shukla | State Head, CII, UP |

27. UTTARAKHAND (27-29 January 2009)

Representatives of State Government

- | | | |
|----|---|---|
| 1 | Maj. Gen. (Retd.) Bhuwan Chandra Khanduri | Chief Minister |
| 2 | Shri Prakash Pant | Minister, Tourism |
| 3 | Shri Indu Kumar Pande | Chief Secretary |
| 4 | Shri N.S. Napalchayal | Additional Chief Secretary |
| 5 | Shri Subhash Kumar | Principal Secretary, Home and Revenue |
| 6 | Shri Keshav Desiraju | Principal Secretary, Medical, Health and Family Welfare |
| 7 | Shri Alok Kumar Jain | Principal Secretary, Finance |
| 8 | Smt. Vineeta Kumar | Principal Secretary, Agriculture |
| 9 | Shri Rakesh Sharma | Secretary, Technical Education |
| 10 | Shri Shatrughan Singh | Secretary to Chief Minister |
| 11 | Shri Anup Wadhawan | Secretary, Forests |
| 12 | Shri Prabhat Kumar Sarangi | Secretary, Energy |
| 13 | Dr. Ranveer Singh | Secretary, Excise |
| 14 | Shri Utpal Kumar Singh | Secretary, Tourism |
| 15 | Shri Vinod Fonia | Secretary, Irrigation |
| 16 | Shri Om Prakash | Secretary, Rural Development and Panchayati Raj |
| 17 | Smt Radha Raturi | Secretary, Finance and Planning |
| 18 | Shri M.H. Khan | Secretary, Secretariat Administration |
| 19 | Dr. Umakant Panwar | Secretary, Transport |
| 20 | Dr. Rakesh Kumar | Secretary, Education |
| 21 | Shri Lalit Mohan Pant | Secretary, Finance |
| 22 | Shri N.K. Joshi | Additional Secretary, Health |
| 23 | Shri Saurabh Jain | Additional Secretary, Energy |
| 24 | Shri Vinod Sharma | Additional Secretary, Transport |
| 25 | Shri R. Minakshi Sundram | Additional Secretary, Urban Development |
| 26 | Shri Kishan Nath | Additional Secretary, Secretariat Administration |
| 27 | Smt Hemlata Daundhial | Additional Secretary, Industry |
| 28 | Shri Arvind Singh Hayanki | Additional Secretary, Estate Department |

Representatives of Trade & Industry

- | | | |
|---|-------------------------|--|
| 1 | Smt. Lovelena Mody | Former Chairperson, CII |
| 2 | Shri Hemant Kumar Arora | Former Chairperson, CII |
| 3 | Shri Rakesh Oberoi | Vice Chairman, CII |
| 4 | Shri Dinesh Jain | Chairman, CII |
| 5 | Ms Vibha Malhotra | Head, Uttarakhand Office, CII |
| 6 | Shri S.P. Kochhar | Joint Chairman, PHD Chamber of Commerce & Industry |
| 7 | Shri Sunil Sehgal | Sr. Secretary, PHD Chamber of Commerce & Industry |

8	Shri Mohit Jain	Chairman, PHD Chamber of Commerce & Industry
9	Shri Anil Goyal	State General Secretary, Industries Association of Uttarakhand
10	Shri Rajiv Agrawal	Sr. Vice President, Industries Association of Uttarakhand
11	Shri Pankaj Gupta	President, Industries Association of Uttarakhand.
12	Shri Rajeev Ghai	President, KGCCI
13	Shri Sharat Goel	Secretary General, KGCCI
14	Shri Jitendra Kumar	Chairman, Paper unit KGCCI
15	Shri Vikas Jindal	Chairman PHDCCI
16	Shri Rakesh Bhatia	V.P. KGCCI
17	Shri S.K. Sharma	SIDCUL
18	Shri S.C. Nautiyal	Additional Director, Industries

Representatives of Political Parties

1	Shri Jagpal Singh Saini	State Vice Chairman, National Congress Party
2	Shri Kirpal Singh	State President, NCP
3	Shri Kalayan Singh Verma	State President, Programme Committee
4	Shri Subhash Sharma	Senior Leader, BSP
5	Shri P.S. Bains	State Working Committee Member, BSP
6	Shri C.P. Singh	State Working Committee Member, SP
7	Shri Chhote Singh	District Secretary, BSP
8	Shri Suraykant Dhasmana	Media In charge, Congress
9	Shri Mantri Prasad Naithani	State General Secretary, Congress
10	Shri Ram Sharan Nautiyal	State General Secretary, INC
11	Shri Yespal Arya	President, Congress
12	Shri Subodh Uniyal	Vice President, INC
13	Shri Navprabhat	Vice President, Congress
14	Dr. Sushil Mishra	State Co-ordinator, NCP
15	Shri Devprakash	NCP
16	Shri Vinod Barthawal	National General Secretary, SP
17	Shri Islamuddheen Ansari	State President, RJD
18	Shri Jitendra Kandpal	District President, RJD
19	Shri Ajay Bhatt	State General Secretary, BJP
20	Shri Suresh Joshi	State Vice President, BJP
21	Shri Anil Goyal	State Koshadhyaksh, BJP
22	Shri Vinod Sharma	State Working Committee, BJP
23	Shri Bachchi Ram Kaunswal	Member, Mantri Parisad CPI (M)
24	Shri Ramsurat Yadav	President, RJD
25	Shri Jawed Aktar	State Co-ordinator, Muslim Community, BSP
26	Shri S.N. Sachan	PGS, Samajwadi Party
27	Shri Surajmal	State President, BSP
28	Shri Karan Singh	State GS, BSP
29	Shri Ramesh Kumar	District GS, BSP
30	Shri Yograj Singh	District President, BSP
31	Shri Sushil Kumar	GS, NCP

Representatives of Local Bodies

1	Shri Sahid Hussan	Gram Pradhan, Rahatpur
2	Shri Jagdamba Prasad Raturi	Pramukh, Jakhadidhar, Tehri Garhwal
3	Shri Puran Chander Ramola	Pramukh, Pratap Nagar, Tehri Garhwal
4	Shri Veer Singh Chauhan	Gram Pradhan, Nagal Hasala
5	Shri Deep Sharma	President, Nagar Palika Parishad, Rishikesh
6	Ms. Shobha Joshi	President, Nagar Palika Parishad, Almora
7	Shri Mahesh Yadav	Gram Pradhan, Raipur
8	Shri Deep Chandra Sati	President, Nagar Palika Parishad, Kaladungi
9	Shri Kamal Kumar Jaura	President, Nagar Palika Parishad, Haridwar
10	Shri Khem Shing Pal	Pramukh, Kshetra Panchayat, Raipur
11	Ms. Sarita Pundir	Gram Pradhan, Jaullygrant
12	Ms. Nagina Rani	Pramukh, Doiwala
13	Shri Iqbal Singh	Gram Pradhan, Mubarikapur
14	Shri Rajpal Singh	Member, Zilla Panchayat, Haridwar
15	Shri Rishipal Singh	Member, Zilla Panchayat, Haridwar
16	Shri Mohan Lal Jain	President, Nagar Palika Parishad, Shri Nagar, Garhwal
17	Shri O.P. Uniyal	President, Nagar Palika Parishad, Mussoorie
18	Smt. Madhu Chauhan	President, Zilla Panchayat, Dehradun
19	Shri Surat Singh Chauhan	Member, Zilla Panchayat, Jamanipur
20	Shri Vinod Chamoli	Mayor, Nagar Nigam, Dehradun
21	Ms. Geeta Rawat	Block Pramukh, Jaunpur, Tehri Garhwal
22	Ms. Meera Saklani	Vice Chairman, Zilla Panchayat, Tehri Garhwal
23	Shri Dharmendra Singh	Gram Pradhan, Bhaktanpur, Haridwar
24	Shri Rao Aafaq Ali	Gram Pradhan, Salempur, Haridwar
25	Shri Roshan Raturi	Gram Pradhan, Dhalwala, Tehri Garhwal
26	Shri Shoban Singh Kothari	Gram Pradhan, Kund Saklani, Tehri Garhwal
27	Shri Rajendra Singh Rana	President, Nagar Palika Parishad, Narander Nagar, Tehri Garhwal
28	Shri D.P. Devradi	DPRO Tehri Garhwal
29	Shri Vipin Kumar	Joint Director, Panchayat Department
30	Shri J.L. Sharma	Under Secretary, Urban Development Department
31	Shri B.S. Nagi	DPRO, Zilla Panchayat, Haridwar
32	Shri Munesh Kumar	Pramukh, Bhagawanpur
33	Ms. Jawala Devi	Pramukh, Lakshar

28. WEST BENGAL (17-18 November 2008)

Representatives of State Government

1	Shri Buddhadeb Bhattacharjee	Chief Minister
2	Dr. Asim K. Dasgupta	Minister, Finance and Excise
3	Dr. Surjya K. Mishra	Minister, Health & Family Welfare, Panchayat & Rural Development, Bio-Technology & Employees State Insurance
4	Shri Naren Dey	Minister, Agriculture and Consumer Affairs
5	Shri Kshiti Goswami	Minister, Public Works

6	Shri Nanda Gopal Bhattacharjee	Minister, Water Resources, Investigation & Development
7	Dr. Mortoza Hossain	Minister, Disaster Management, Agriculture Marketing
8	Shri Mrinal Banerjee	Minister, Power & Non-Conventional Energy Sources
9	Shri Subhas Naskar	Minister, Irrigation & Waterways
10	Shri Chakradhar Maikap	Minister, Technical Education & Training
11	Smt Mira Pande	Additional Chief Secretary, Water Resource Investigation & Development
12	Shri Sunil Mitra	Additional Chief Secretary, Power & Non-Conventional Energy Sources
13	Shri Samar Ghosh	Principal Secretary, Health & Family Welfare
14	Shri P. K. Pradhan	Principal Secretary, Urban Development
15	Smt Jaya Dasgupta	Principal Secretary, Development & Planning
16	Shri Dipankar Mukhopadhyay	Principal Secretary, Finance
17	Smt N. Chatterjee	Principal Secretary, School Education
18	Dr. M. N. Roy	Principal Secretary, Panchayat & Rural Development
19	Shri K. Sathiavasan	Principal Secretary, Public Works
20	Shri M. L. Meena	Principal Secretary, Environment and Disaster Management
21	Shri S. Siddharath	Principal Secretary, Bio-Technology and Information Technology
22	Shri C. M. Bachhawat	Principal Secretary, Finance (Revenue) and Excise
23	Shri Pawan Agarwal	Secretary, Municipal Affairs
24	Shri Sanjeev Chopra	Secretary, Agriculture
25	Shri Arun Bal	Secretary, Technical Education & Training and Sundarban Affairs
26	Shri Tapan Mitra	Secretary, Irrigation & Waterways

Representatives of Local Bodies

1	Shri Bikash Ranjan Bhattacharya	Mayor, Kolkata Municipal Corporation
2	Shri Uday Sarkar	Sabhadhipati, Burdwan Zilla Parishad
3	Smt. Mani Thapa	Sabhadhipati, Silliguri Mahakuma Parishad
4	Dr. Santanu Jha	Chairman, Kalyani Municipality
5	Shri Pinaki Dhamali	Chairman, Uttarpara-Kotrang Municipality
6	Smt. Sabina Yeasmin	Sabhadhipati, Malda Zilla Parishad

Representatives of Political Parties

1	Dr. Dhanpat Ram Agarwal	Bharatiya Janta Party
2	Prof. Tathagata Roy	Bharatiya Janta Party
3	Shri Nripendra Nath Bandyopadhyay	Communist Party of India
4	Shri Chandan Chakraborty	Communist Party of India
5	Shri Mridul De	Communist Party of India (M)
6	Shri Madan Ghose	Communist Party of India (M)
7	Shri Hafiz Alam Sairani	All India Forward Bloc
8	Dr. Barun Mukherjee	All India Forward Bloc
9	Shri Manoj Bhattacharya	Revolutionary Socialist Party
10	Shri Amar Chaudhuri	Revolutionary Socialist Party
11	Shri Pradip Kumar Bhattacharya	West Bengal Pradesh Congress Committee
12	Smt. Maitreyi Saha	West Bengal Pradesh Congress Committee

- 13 Mohd. Soharab
- 14 Shri Partha Chatterjee
- 15 Shri Sougata Roy

Rashtriya Janta Dal
All India Trinamool Congress
All India Trinamool Congress

Representatives of Trade & Industry

- 1 Shri C.K. Dhanuka
- 2 Shri B.G. Roy
- 3 Shri S. Radhakrishnan
- 4 Shri Harsh K. Jha
- 5 Shri K.K. Navada
- 6 Shri Atul Chauriwal
- 7 Shri P.R. Agarwal
- 8 Shri H.V. Patodia
- 9 Shri N.D. Mehta
- 10 Shri Sandipan Chakravorty

Regional Chairman, Federation of Indian Chambers of
Commerce & Industry
Regional Director, Indo-German Chamber of Commerce
President, The Bengal Chamber of Commerce & Industry
President, Indian Chamber of Commerce & Industry
President, Bengal National Chamber of Commerce & Industry
President, Merchants Chamber of Commerce
President, Bharat Chamber of Commerce & Industry
President, Calcutta Chamber of Commerce
President, Oriental Chamber of Commerce
Chairman, Confederation of Indian Industry

**Itinerary of the Commission's visit to USA and Canada
15-24 October 2008**

Washington DC

Date	Venue of the Programme	Programme
15 October 2008	The Center for the Advanced Study of India (CASI)/World Bank Workshop	Session 1: Unconditional and Conditional Transfers (i) Inter Governmental Finance - Lessons from International Practices (ii) Lessons from Brazil Session 2: Devolution to the Third Tier (i) Third Tier Government Finance in Developing Economies (ii) Lessons from South Africa Session 3: Fiscal Transfers & Social Sector (i) Fiscal Transfers and Service Delivery (ii) Primary Education in India and Rural Water Session 4: Green Federalism (i) Green Federalism (ii) Global perspective
16 October 2008	Meetings with IMF/World Bank Officials	(i) Shri Ajai Chopra, Acting Director, European Department, IMF (ii) Ms. Teresa Ter-Minassian, Director, Fiscal Affairs Department, IMF (iii) Mr. David Burton, Director, Asia and Pacific Department, IMF (iv) Mr Justin Yifu Lin, Chief Economist, World Bank (v) Ms. Deborah Wetzel, Brazil Lead Economist, World Bank
17 October 2008	World Bank/IMF Workshop	(i) Quality of Expenditure (ii) Goods & Services Tax (GST) (iii) Fiscal Rules
Canada		
20 October 2008	Ministry of Finance, Provincial Government of Quebec/ Ministry of International Relations, Quebec	(i) Presentation on Financial Transfers and Public Finance Issues (ii) Discussions on Different Issues Pertaining to Environmental and Sustainable Development -Policy of Quebec Government (iii) Discussions on GST System in Quebec
21 October 2008	Ottawa Department of Finance; Federal-Provincial Relations Branch Programme at the Dept. of Intergovernmental Affairs	Presentations on by Fiscal Policy Division (i) Brief Comments from the Assistant Deputy Minister, Intergovernmental Policy and Planning (ii) Overview of Mandate and Work of the Thirteenth Finance Commission by the Chairman, Thirteenth Finance Commission (iii) Presentation on Canadian Approach to Intergovernmental Fiscal Arrangements (iv) Meeting with the President, Forum of Federations

Date	Venue of the Programme	Programme
22 October 2008	Ottawa International Development Research Center (IDRC)	Round Table Discussion on Issues in Fiscal Federalism– Canadian and Indian Perspectives (i) Overview of the Issues Facing the Indian Finance Commission (ii) Overview of Fiscal Federalism in Canada (iii) Thematic Discussions: (a) Devolution in Fiscal Federations (b) Goods and Services Taxes
23 October 2008	Toronto	(i) Meeting with Ministry of Municipal Affairs, Ontario (ii) Meeting with Ministry of Finance, Ontario
24 October 2008	Toronto	(i) Round Table with Finance Experts of Indian Origin (ii) Visit to Municipal Property Assessment Corporation Pickering – Presentation and Discussions

List Of Studies Commissioned

Sl. No.	Subject	Name of Institute / Organisation / Individual
1	Designing the Architecture for Fiscal Restructuring Plan for the Five Years from 2010-11	National Institute of Public Finance & Policy (NIPFP), New Delhi
2	Review of Trends in Fiscal Transfers	Madras School of Economics, Chennai
3	Macro Fiscal Modelling Framework for Forecasting and Policy Simulations	Madras School of Economics, Chennai
4	Intra State Economic Disparities in India	Asian Development Research Institute, Patna
5	Analysing Implications of the Fiscal Transfer in a Computable General Equilibrium (CGE) Framework	Institute of Economic Growth, New Delhi
6	Law and Economics of Fiscal Federalism at Local Level	National Law University of India, Bangalore
7	Issues before the Finance Commission - Empowering Panchayati Raj Institutions	Institute of Rural Management, Anand (IRMA), Gujarat
8	Municipal Best Practices	Yashwantrao Chavan Academy of Development Administration (YASHADA), Pune
9	Property Tax Potential in India's Cities and Towns	National Institute of Public Finance & Policy (NIPFP), New Delhi
10	Study of SFC reports	National Institute of Public Finance & Policy (NIPFP), New Delhi
11	Development of Good Governance Index for the States in India	National Institute of Administrative Research, Lal Bahadur Shastri National Academy of Administration, Mussoorie
12	Land as a Municipal Financing Option : A Pilot Study from India	Public Affairs Centre, Bangalore
13	Improvement of the Quality of Public Expenditure to obtain Better Outputs and Outcomes	Administrative Staff College of India (ASCI), Hyderabad
14	Problems and Prospects of Development in Border Areas of North-East India	Dibrugarh University, Assam
15	Developing Mechanism for Compensating States for Managing Large Geographical Areas Under Forest	Indian Institute of Forest Management (IIFM), Bhopal
16	Disaster Management and Calamity Relief Financing	Centre for the Study of Administration of Relief, New Delhi
17	Efficiency in Utilisation of Budgetary Resources Allocated to Ministry of Defence	Forum for Strategic and Security Studies, New Delhi
18	Inter - State Distribution of Central Subsidies and Tax Expenditure	National Institute of Public Finance & Policy (NIPFP)
19	Debt Problems of Special Category States	Rajiv Gandhi University, Itanagar
20	Specific Aspects of the Power Sector for Impact on State Finances	Mercados Energy Market India Pvt. Ltd., New Delhi

Sl. No.	Subject	Name of Institute / Organisation / Individual
21	Integrating Environment, Ecology and Climate Change Concern in Indian Fiscal Federalism Framework	The Energy Resource Institute, New Delhi
22	Strengthening Justice Delivery Systems	Centre for Policy Research, New Delhi
23	Financing Disaster Management in India	National Institute of Disaster Management (NIDM), New Delhi
24	Revenue Implications of Introduction of Goods and Service Tax	Foundation for Public Economics and Policy Research, New Delhi
25	Rationalizing Taxation of Petroleum Products	National Institute of Public Finance & Policy (NIPFP)
26	Study of State Level Public Sector Undertakings	In-house : Finance Commission
27	Study of State Irrigation Departments	In-house : Finance Commission
28	Impact of Goods and Service Tax on India's International Trade	National Council of Applied Economic Research, New Delhi
29	Development Barriers and Potentials in the Border Regions of West Bengal	North Bengal University, Darjeeling
30	Review of Finances of Power Sector in States	Mercados Energy Market India Pvt Ltd, New Delhi
31	Building Employee and Pensioner Database and MIS for Effective Fiscal and Manpower Cost/Benefits Planning by State Governments	1. Shri Subhash Garg, IAS, Principal Secretary, Government of Rajasthan 2. Shri Gautam Bhardwaj, Managing Director, Invest India Economic Foundation Pvt Ltd, Noida

List of Personalities who Called on the Chairman

Sl No	Name	Designation/Organisation
1	Mr. Joshua Felman,	Resident Representative, IMF
2	Shri N. Gopaldaswami	Chief Election Commissioner
3	Dr. S. K. Rao	Director General, Administrative Staff College of India (ASCI), Hyderabad
4	Ms. Isabel Guerrero	Director, World Bank (New Delhi Office)
5	Dr. D Subbarao	Union Finance Secretary
6	Dr. M. Govinda Rao	Director, National Institute of Public Finance and Policy (NIPFP), New Delhi
7	Mr. T. Kondo	Country Director, Asian Development Bank (ADB)
8	Dr. R.K. Pachauri	Director General, The Energy Research Institute(TERI)
9	Dr. Pratap Bhanu Mehta	President and Chief Executive, Centre for Policy Research (CPR), New Delhi
10	Dr. Partha Mukhopadhyay	Senior Fellow, Centre for Policy Research (CPR), New Delhi
11	Prof. Bibek Debroy	Professor, Centre for Policy Research (CPR), New Delhi
12	Dr. Rashpal Malhotra	Director General, Centre for Research in Rural and Industrial Development (CRRID), Chandigarh
13	Dr. Pronab Sen	Secretary, Department of Statistics and Programme Implementation
14	Shri Pawan Chamling	Chief Minister, Sikkim
15	Dr. Vinay Lall	Director General, Society for Development Studies, New Delhi
16	Shri V. Krishna Murthy	Chairman, National Manufacturing Competitiveness Council, New Delhi
17	Shri V. Govindarajan	Member Secretary, National Manufacturing Competitiveness Council, New Delhi
18	Shri Yugandhar	Member, Planning Commission
19	Dr. Y. K. Alagh	Chairman, Institute of Rural Management, Anand (IRMA), Gujarat
20	Dr. K. Srinath Reddy	President, Public Health Foundation of India, New Delhi
21	Shri Arvind Kejriwal	Social Activist & Crusader of Right to Information
22	Dr. Amit Bhaduri	Professor of Political Economy, University of Pavia
23	Prof. Vivek Bhandari	Director, Institute of Rural Management, Anand (IRMA)
24	Mr. Roy Bahl	Founding Dean, Andrew Young School and Regents Professor of Economics; Professor of Public Administration, University of Kentucky (Public Finance Expert)
25	Dr. Basant K. Pradhan	Professor, Institute of Economic Growth, New Delhi
26	Shri Ranjit S. Chavan	DG, All India Institute of Local Self Government, Mumbai
27	Shri Ramesh Ramanathan	Co-founder 'Janagraha NGO' and National Technical Adviser JNNURM (Micro Finance Specialist)
28	Mr. Gagan Rai	Managing Director & CEO, National Securities Depository Ltd. (NSDL), Mumbai
29	Shri V.K. Shunglu	Former C&AG of India
30	Shri Mani Shankar Aiyar	Union Minister of Panchayati Raj
31	Prof. K.C. Sivaramakrishnan	Centre for Policy Research (CPR), New Delhi
32	Mr. Sanjaya P. Panth,	Senior Resident Representative, IMF

Sl No	Name	Designation/Organisation
33	Dr. Rakesh Mohan	Deputy Governor, Reserve Bank of India
34	Shri Tarun Gogoi	Chief Minister, Assam
35	Shri Jairam Ramesh	Minister of State (Independent Charge) for Environment & Forests
36	Dr. Mohan Gopal	Director, National Judicial Academy, Bhopal
37	Shri M. N. Prasad	Secretary, Ministry of Minority Affairs
38	Dr. Asim Dasgupta	Finance Minister, West Bengal
39	Shri Shivraj Singh Chouhan	Chief Minister, Madhya Pradesh
40	Shri Ashok Chavan	Chief Minister, Maharashtra
41	Shri Dilip Walsekar Patil	Finance Minister, Maharashtra
42	Shri Prafulla Chandra Ghadai	Finance Minister, Orissa
43	Dr. Amit Mitra	Federation of Indian Chamber of Commerce & Industry (FICCI), New Delhi
44	Shri Satish Chandra	Member Secretary, Empowered Committee of State Finance Ministers
45	Shri Dhanendra Kumar	Chairman, Competition Commission of India (CCI)
46	Mr. Roberto Zagha	Country Director, World Bank
47	Dr. Arvind Virmani	Chief Economic Adviser, Government of India
48	Shri Mohan Kanda	Member, National Disaster Management Authority, New Delhi
49	Shri Mukul Joshi	Secretary, Inter State Council
50	Shri Desh Deepak Verma	Principal Secretary, Uttar Pradesh
51	Shri Atul Chaturvedi	Secretary (Fertilizers)
52	Shri Jugal Kishore Mohapatra	Principal Secretary (Finance), Orissa
53	Shri P.D. Rai	Member of Parliament (Sikkim)
54	Shri Thakur Gulchain Singh Charak	Former, Minister for Higher Education and ARI Trainings, J&K
55	Smt. Omita Paul	Adviser to Union Finance Minister
56	Shri Manpreet Singh Badal	Finance Minister, Punjab
58	Shri Naveen Patnaik	Chief Minister, Orissa
59	Shri R. Seshasayee	Managing Director, Ashok Leyland
60	Shri Marut Sen Gupta	Executive Director (NFCG) & Head Policy Confederation of Indian Industry (CII), New Delhi
61	Shri C. Banerjee	Director General, Confederation of Indian Industry (CII), New Delhi
62	Shri Venu Srinivasan	President, Confederation of Indian Industry (CII), New Delhi
63	Dr. Madhu Verma	Professor, Indian Institute of Forest
64	Dr. D.K. Srivastava	Madras School of Economics, Chennai
65	Shri Ibobi Singh	Chief Minister, Manipur
66	Shri Mukul Sangma	Deputy Chief Minister, Meghalaya
67	Shri Nirmal Singh	Member, Board for Industrial & Financial Reconstruction, New Delhi
68	Shri Tako Dabi	Home Minister, Arunachal Pradesh

Annex 4.1
(Para 4.53)

Percentage Composition of Revenue Transfers from the Centre to States

Years	Finance Commission Transfers			Other Transfers			Total Transfers (4+7)	Total Transfers as Percentage of GDP
	Share in Central Taxes	Grants	Total Finance Commission Transfers (2+3)	Plan Grants	Non-plan Grants	Total Other Transfers (5+6)		
1	2	3	4	5	6	7	8	9
1. FC-VIII (1984-89)	53.48	6.65	60.13	35.80	4.07	39.87	100.00	4.83
2. FC-IX (1989-95)	52.98	8.48	61.46	35.91	2.63	38.54	100.00	4.89
3. FC-X (1995-2000)	62.06	6.55	68.61	29.52	1.87	31.39	100.00	4.09
4. FC-XI (2000-2005)	58.38	11.00	69.38	28.65	1.97	30.62	100.00	4.16
5. FC-XII (2005-10)	56.48	11.55	68.03	28.55	3.43	31.97	100.00	5.21
2005-06	57.00	14.95	71.94	25.36	2.70	28.06	100.00	4.69
2006-07	57.93	13.47	71.40	25.54	3.05	28.60	100.00	5.11
2007-08	58.82	10.21	69.02	27.69	3.29	30.98	100.00	5.46
2008-09 (RE)	56.04	9.69	65.74	30.92	3.34	34.26	100.00	5.37
2009-10 (BE)	53.62	11.22	64.84	30.88	4.28	35.16	100.00	5.23

Note: These are revenue account transfers. Prior to FC-XII, Plan assistance also carried a loan component, which varied as a share of total assistance from 70 per cent for general category States, to 10 per cent for special category states. Prior to 1999-2000, there was also on-lending by the Centre to states of net collections in small savings schemes.

Source: Basic data from Indian Public Finance Statistics, Union Finance Accounts and Central Budget documents

**Revenue Transfers from Centre to States as Percentage of Gross Revenue Receipts
of the Centre**

Years	Finance Commission Transfers			Other Transfers			Total Transfers (4+7)
	Share in Central Taxes	Grants	Total Finance Commission Transfers (2+3)	Plan Grants	Non-Plan Grants	Total Other Transfers (5+6)	
1	2	3	4	5	6	7	8
1. FC-VIII(1984-89)	20.25	2.52	22.77	13.56	1.54	15.10	37.86
2. FC-IX (1989-95)	21.37	3.42	24.79	14.49	1.06	15.55	40.33
3. FC-X (1995-2000)	22.22	2.34	24.56	10.57	0.67	11.24	35.79
4. FC-XI (2000-2005)	20.59	3.88	24.47	10.10	0.70	10.80	35.27
5. FC-XII (2005-10)	21.75	4.45	26.20	10.99	1.32	12.31	38.51
2005-06	21.71	5.69	27.41	9.66	1.03	10.69	38.09
2006-07	21.97	5.11	27.08	9.69	1.16	10.85	37.93
2007-08	21.88	3.80	25.68	10.30	1.22	11.53	37.21
2008-09 (RE)	22.17	3.83	26.01	12.23	1.32	13.56	39.57
2009-10 (BE)	21.10	4.42	25.52	12.15	1.69	13.84	39.35

Note: See note to Annex 4.1.

Source: Basic data from Indian Public Finance Statistics; Union Finance Accounts and Central Budget documents

Annex 6.1
(Para 6.42)

Revenue Receipts: Government of India

(Rs. crore)

	2009-10 (BE)	2009-10 Reas- sessed	2010-11	2011-12	2012-13	2013-14	2014-15
A Tax Revenue (Gross)	641079	641079	747658	876929	1034381	1220104	1439174
1 Corporation Tax	256725	256725	299406	351173	414226	488600	576328
2 Taxes on Income other than Corporation Tax	112850	112850	131611	154367	182083	214777	253340
3 Customs	98000	98000	114293	134054	158123	186514	220003
4 Union Excise Duties	106477	106477	124179	145649	171801	202647	239033
5 Service Tax	65000	65000	75806	88913	104878	123708	145920
6 Wealth Tax	425	425	496	581	686	809	954
7 Taxes of Union Territories	1602	1602	1868	2191	2585	3049	3596
B Tax Revenue (Net)	545463	545463	636183	746179	880156	1038188	1224595
C Non-tax Revenue	140279	115279	132236	152888	177776	207572	243303
1 Fiscal Services	148	148	131	116	102	90	80
2 Interest Receipts	19174	19174	19353	19858	20502	21273	22188
i) From State/UT Government	11643	11643	11410	11182	10958	10739	10524
ii) On Railway Capital	5479	5479	5930	6701	7605	8632	9797
iii) Other Interest Receipts	2052	2052	2013	1975	1938	1902	1866
3 Dividends and Profits	49750	49750	58876	70067	83823	100563	120986
i) Profits from RBI/Banks	28600	28600	32175	36358	41267	46838	53161
ii) Other Dividends and Profits	21150	21150	26701	33709	42556	53725	67826
4 Other General Services	7670	7670	8555	9543	10645	11874	13245
5 Social Services	608	608	691	786	893	1015	1154
6 Economic Services	60039	35039	41346	48788	57570	67933	80161
7 Union Territories without Legislature	754	754	825	903	989	1082	1185
8 Grants-in-aid and Contributions	2136	2136	2457	2827	3252	3742	4305
Total-Revenue Receipts [A+C]	781358	756358	879894	1029817	1212157	1427676	1682477
GDP (Market Prices –1999-2000 series)	5856569	5856569	6588640	7445163	8450260	9591046	10885837

Notes: 1. Nominal GDP growth rate has been assumed to be 12.50 per cent in 2010-11, 13.0 per cent in 2011-12 and 13.5 per cent in 2012-13, 2013-14 and 2014-15.

2. Tax Revenue (Net) is the Divisible Pool obtained by deducting cost of collection, cesses and surcharges and taxes of UTs from Tax Revenue (Gross).

Revenue Receipts: Government of India

(per cent of GDP)

	2009-10 (BE)	2009-10 Reas- sessed	2010-11	2011-12	2012-13	2013-14	2014-15
A Tax Revenue (Gross)	10.95	10.95	11.35	11.78	12.24	12.72	13.22
1 Corporation Tax	4.38	4.38	4.54	4.72	4.90	5.09	5.29
2 Taxes on Income other than Corporation Tax	1.93	1.93	2.00	2.07	2.15	2.24	2.33
3 Customs	1.67	1.67	1.73	1.80	1.87	1.94	2.02
4 Union Excise Duties	1.82	1.82	1.88	1.96	2.03	2.11	2.20
5 Service Tax	1.11	1.11	1.15	1.19	1.24	1.29	1.34
6 Wealth Tax	0.01	0.01	0.01	0.01	0.01	0.01	0.01
7 Taxes of Union Territories	0.03	0.03	0.03	0.03	0.03	0.03	0.03
B Tax Revenue (Net)	9.31	9.31	9.66	10.02	10.42	10.82	11.25
C Non-tax Revenue	2.40	1.97	2.01	2.05	2.10	2.16	2.24
1 Fiscal Services	0.00	0.00	0.00	0.00	0.00	0.00	0.00
2 Interest Receipts	0.33	0.33	0.29	0.27	0.24	0.22	0.20
i) From State/UT Government	0.20	0.20	0.17	0.15	0.13	0.11	0.10
ii) On Railway Capital	0.09	0.09	0.09	0.09	0.09	0.09	0.09
iii) Other Interest Receipts	0.04	0.04	0.03	0.03	0.02	0.02	0.02
3 Dividends and Profits	0.85	0.85	0.89	0.94	0.99	1.05	1.11
i) Profits from RBI/Banks	0.49	0.49	0.49	0.49	0.49	0.49	0.49
ii) Other Dividends and Profits	0.36	0.36	0.41	0.45	0.50	0.56	0.62
4 Other General Services	0.13	0.13	0.13	0.13	0.13	0.12	0.12
5 Social Services	0.01	0.01	0.01	0.01	0.01	0.01	0.01
6 Economic Services	1.03	0.60	0.63	0.66	0.68	0.71	0.74
7 Union Territories without Legislature	0.01	0.01	0.01	0.01	0.01	0.01	0.01
8 Grants-in-aid and Contributions	0.04	0.04	0.04	0.04	0.04	0.04	0.04
Total-Revenue Receipts [A+C]	13.34	12.91	13.35	13.83	14.34	14.89	15.46

Annex 6.3
 (Para 6.42)

Non-plan Expenditure: Government of India

(Rs. crore)

Items	2009-10 (BE)	2009-10 Re- assessed	2010-11	2011-12	2012-13	2013-14	2014-15
1 Interest Payment	225511	225511	233308	261627	288488	315043	336614
2 Defence Expenditure	141703	128792	139452	151023	163585	177225	192039
i) Revenue	86879	73968	79146	84686	90614	96957	103744
ii) Capital	54824	54824	60306	66337	72971	80268	88295
3 Subsidies	111276	118927	111260	110254	105250	102974	101213
i) Food	52490	52490	52635	59441	62249	67785	73836
ii) Fertiliser	49980	49980	42168	34356	26544	18732	10920
iii) Petroleum Subsidy	3109	10760	10760	10760	10760	10760	10760
iv) Other Subsidies	5697	5697	5697	5697	5697	5697	5697
4 Police	25390	21680	23306	25054	26933	28953	31125
5 Pension	34980	34980	38128	41560	45300	49377	53821
6 Postal Deficit	5395	5395	5277	5161	5048	4938	4830
7 Non-plan Expenditure of UTs without Legislature	3152	2662	2984	3345	3750	4204	4713
i) Revenue	3162						
ii) Capital	-10						
8 General Elections	850	850	43	43	43	43	1085
9 Other General Services	17879	15906	16701	17536	18413	19334	20301
10 Social Services	18491	18015	19366	20819	22380	24059	25863
11 Debt Waiver and Debt Relief Scheme for Farmers	15000	0	15000	10000	0	0	0
12 Economic Services	20992	17971	18869	19813	20803	21844	22936
13 Assistance to States from National Calamity Contingency Fund	2500	2500	2916	3420	4034	4758	5612
14 Grants to UTs & Non-plan, Non-FC Grants to States	14176	5154	5412	5683	5967	6265	6578
15 Non-plan Capital Expenditure	21056	21056	22109	23215	24375	25594	26874
16 Grants to Foreign Governments	1611	1611	1692	1776	1865	1958	2056
17 Non-plan Loans to States	17	17	18	19	20	21	22
18 Non-plan Loans to UTs	72	72	76	79	83	88	92
19 Non-plan Grants and Loans to Public Enterprises	3485	3485	3485	3485	3485	3485	3485
i) Loans	637	637	637	637	637	637	637
ii) Grants	2848	2848	2848	2848	2848	2848	2848
20 Loans to Foreign Governments	125	125	131	138	145	152	160
21 Other Non-plan Loans	134	134	141	148	155	163	171
22 Interest Relief on NSSF Loans			3046	2883	2706	2529	2352
23 Total Non-plan Expenditure	663795	624844	662720	707080	742829	793006	841940
24 Non-plan Revenue Expenditure	586940	547979	579302	616507	644443	686084	725690
25 GDP (Market Prices – 1999-2000 series)	5856569	5856569	6588640	7445163	8450260	9591046	10885837

Notes: Nominal GDP growth rate has been assumed to be 12.50 per cent in 2010-11, 13.0 per cent in 2011-12 and 13.5 per cent in 2012-13, 2013-14 and 2014-15.

Non-plan Expenditure: Government of India

(per cent of GDP)

Items	2009-10 (BE)	2009-10 Reas- sessed	2010-11	2011-12	2012-13	2013-14	2014-15
1 Interest Payment	3.85	3.85	3.54	3.51	3.41	3.28	3.09
2 Defence Expenditure	2.42	2.20	2.12	2.03	1.94	1.85	1.76
i) Revenue	1.48	1.26	1.20	1.14	1.07	1.01	0.95
ii) Capital	0.94	0.94	0.92	0.89	0.86	0.84	0.81
3 Subsidies	1.90	2.03	1.69	1.48	1.25	1.07	0.93
i) Food	0.90	0.90	0.80	0.80	0.74	0.71	0.68
ii) Fertiliser	0.85	0.85	0.64	0.46	0.31	0.20	0.10
iii) Petroleum Subsidy	0.05	0.18	0.16	0.14	0.13	0.11	0.10
iv) Other Subsidies	0.10	0.10	0.09	0.08	0.07	0.06	0.05
4 Police	0.43	0.37	0.35	0.34	0.32	0.30	0.29
5 Pension	0.60	0.60	0.58	0.56	0.54	0.51	0.49
6 Postal Deficit	0.09	0.09	0.08	0.07	0.06	0.05	0.04
7 Non-plan Expenditure of UTs without Legislature	0.05	0.05	0.05	0.04	0.04	0.04	0.04
i) Revenue	0.05						
ii) Capital	0.00						
8 General Elections	0.01	0.01	0.00	0.00	0.00	0.00	0.01
9 Other General Services	0.31	0.27	0.25	0.24	0.22	0.20	0.19
10 Social Services	0.32	0.31	0.29	0.28	0.26	0.25	0.24
11 Debt Waiver and Debt Relief Scheme for Farmers	0.26	0.00	0.23	0.13	0.00	0.00	0.00
12 Economic Services	0.36	0.31	0.29	0.27	0.25	0.23	0.21
13 Assistance to States from National Calamity Contingency Fund	0.04	0.04	0.04	0.05	0.05	0.05	0.05
14 Grants to UTs & Non-plan, Non-FC Grants to States	0.24	0.09	0.08	0.08	0.07	0.07	0.06
15 Non-plan Capital Expenditure	0.36	0.36	0.34	0.31	0.29	0.27	0.25
16 Grants to Foreign Governments	0.03	0.03	0.03	0.02	0.02	0.02	0.02
17 Non-plan Loans to States	0.00	0.00	0.00	0.00	0.00	0.00	0.00
18 Non-plan Loans to UTs	0.00	0.00	0.00	0.00	0.00	0.00	0.00
19 Non-plan Grants and Loans to Public Enterprises	0.06	0.06	0.05	0.05	0.04	0.04	0.03
i) Loans	0.01	0.01	0.01	0.01	0.01	0.01	0.01
ii) Grants	0.05	0.05	0.04	0.04	0.03	0.03	0.03
20 Loans to Foreign Governments	0.00	0.00	0.00	0.00	0.00	0.00	0.00
21 Other Non-plan Loans	0.00	0.00	0.00	0.00	0.00	0.00	0.00
22 Interest Relief on NSSF Loans			0.05	0.04	0.03	0.03	0.02
23 Total Non-plan Expenditure	11.33	10.67	10.06	9.50	8.79	8.27	7.73
24 Non-plan Revenue Expenditure	10.02	9.36	8.79	8.28	7.63	7.15	6.67

Annex 7.1
(Para 7.6)

Projections Furnished by State Governments for 2010-15

(Rs. crore)

State	State's Revenue Receipt			Non-plan Revenue Expenditure			Pre.Dev. NPR Deficit
	OTR	NTR	Total	Total	Pension	IP	
1 Andhra Pradesh	271959	51410	323369	481049	69173	71793	157680
2 Arunachal Pradesh	705	2007	2711	9822	698	1880	7111
3 Assam	24839	7399	32238	100142	11566	12288	67905
4 Bihar	34419	2618	37036	273946	33755	28042	236909
5 Chhattisgarh	58725	13657	72382	66766	8256	8523	-5616
6 Goa	13456	9796	23251	22440	2309	4716	-811
7 Gujarat	157294	22285	179578	208792	22523	60272	29214
8 Haryana	108525	27767	136291	125160	14988	14912	-11131
9 Himachal Pradesh	19049	8360	27409	75861	12598	14576	48452
10 Jammu & Kashmir	23815	10830	34644	83035	7022	11751	48391
11 Jharkhand	46924	23824	70748	82557	7646	15786	11809
12 Karnataka	240410	12210	252620	286355	32814	49823	33734
13 Kerala	128970	9251	138221	225500	34992	33865	87279
14 Madhya Pradesh	106509	20713	127222	182497	19851	31301	55275
15 Maharashtra	409095	42682	451777	474114	33713	95210	22337
16 Manipur	1375	1309	2685	17221	2148	1822	14536
17 Meghalaya	2906	1686	4592	14232	1135	1589	9640
18 Mizoram	681	866	1547	11455	1012	1168	9907
19 Nagaland	947	829	1776	18023	2629	2125	16248
20 Orissa	53409	12771	66181	192074	25275	28676	125893
21 Punjab	80388	37633	118022	177040	24443	32089	59019
22 Rajasthan	121479	29262	150741	240488	23923	42992	89747
23 Sikkim	685	684	1368	6451	538	1313	5083
24 Tamil Nadu	254485	18939	273424	372543	76906	43327	99119
25 Tripura	4013	712	4725	22946	3487	2545	18221
26 Uttar Pradesh	269976	26441	296417	421250	52732	69350	124833
27 Uttarakhand	26967	5235	32202	50625	7501	8086	18424
28 West Bengal	154119	15791	169910	279147	31777	76876	109237
All States	2616122	416966	3033087	4521531	565409	766699	1488443

Notes : OTR: Own Tax Revenue,
NTR: Non Tax Revenue,
IP: Interest Payment

Projected Annual Growth Rate of GSDP

(per cent)

	State	2008-09	2009-10	2010-11	2011-12	2012-13	2013-14	2014-15
1	Andhra Pradesh	12.55	10.03	13.30	13.96	14.50	14.50	14.50
2	Arunachal Pradesh	10.19	8.55	10.71	11.14	11.50	11.50	11.50
3	Assam	13.81	11.32	11.45	11.48	11.50	11.50	11.50
4	Bihar	9.83	7.97	10.56	11.07	11.50	11.50	11.50
5	Chhattisgarh	14.10	12.28	12.44	12.47	12.50	12.50	12.50
6	Goa	15.44	13.06	14.11	14.32	14.50	14.50	14.50
7	Gujarat	15.08	12.46	13.95	14.25	14.50	14.50	14.50
8	Haryana	16.09	12.30	13.91	14.23	14.50	14.50	14.50
9	Himachal Pradesh	12.13	10.30	12.64	13.11	13.50	13.50	13.50
10	Jammu & Kashmir	12.35	10.25	11.17	11.35	11.50	11.50	11.50
11	Jharkhand	13.34	11.50	13.70	14.14	14.50	14.50	14.50
12	Karnataka	13.95	10.53	13.44	14.02	14.50	14.50	14.50
13	Kerala	13.93	10.30	13.38	13.99	14.50	14.50	14.50
14	Madhya Pradesh	8.85	7.61	10.46	11.03	11.50	11.50	11.50
15	Maharashtra	13.53	9.93	13.28	13.94	14.50	14.50	14.50
16	Manipur	10.07	8.95	10.58	10.91	11.18	11.18	11.18
17	Meghalaya	13.72	11.19	11.42	11.46	11.50	11.50	11.50
18	Mizoram	11.17	7.96	9.70	10.05	10.34	10.34	10.34
19	Nagaland	10.92	7.67	8.36	8.49	8.61	8.61	8.61
20	Orissa	14.64	12.63	12.50	12.50	12.50	12.50	12.50
21	Punjab	8.54	7.26	10.36	10.98	11.50	11.50	11.50
22	Rajasthan	12.13	10.33	11.19	11.36	11.50	11.50	11.50
23	Sikkim	11.37	9.00	10.65	10.98	11.25	11.25	11.25
24	Tamil Nadu	12.60	9.72	11.76	12.16	12.50	12.50	12.50
25	Tripura	7.32	5.81	7.54	7.89	8.18	8.18	8.18
26	Uttar Pradesh	8.86	7.49	10.43	11.01	11.50	11.50	11.50
27	Uttarakhand	12.42	10.17	11.95	12.30	12.60	12.60	12.60
28	West Bengal	13.49	10.04	13.31	13.96	14.50	14.50	14.50
	All States	12.67	10.05	12.50	13.00	13.42	13.44	13.45
	GCS	12.68	10.04	12.57	13.09	13.52	13.54	13.55
	SCS	12.46	10.25	11.33	11.55	11.74	11.76	11.77

Annex 7.3
(Para 7.27)

Projected Tax - GSDP Ratio

(per cent of GSDP)

	State	2009-10	2010-11	2011-12	2012-13	2013-14	2014-15
1	Andhra Pradesh	10.16	10.16	10.16	10.16	10.16	10.16
2	Arunachal Pradesh	2.79	2.85	2.91	2.97	3.03	3.09
3	Assam	4.70	4.80	4.90	5.00	5.10	5.20
4	Bihar	6.24	6.34	6.45	6.55	6.65	6.75
5	Chhattisgarh	8.77	8.77	8.77	8.77	8.77	8.77
6	Goa	7.87	8.01	8.15	8.30	8.44	8.58
7	Gujarat	7.31	7.56	7.82	8.07	8.33	8.58
8	Haryana	8.48	8.50	8.52	8.54	8.56	8.58
9	Himachal Pradesh	6.28	6.38	6.47	6.57	6.66	6.75
10	Jammu & Kashmir	8.07	8.07	8.07	8.07	8.07	8.07
11	Jharkhand	6.13	6.26	6.38	6.50	6.63	6.75
12	Karnataka	11.72	11.72	11.72	11.72	11.72	11.72
13	Kerala	9.08	9.08	9.08	9.08	9.08	9.08
14	Madhya Pradesh	9.28	9.28	9.28	9.28	9.28	9.28
15	Maharashtra	8.47	8.49	8.52	8.54	8.56	8.58
16	Manipur	2.69	2.75	2.81	2.87	2.93	2.99
17	Meghalaya	3.88	3.98	4.08	4.18	4.28	4.38
18	Mizoram	2.83	2.89	2.95	3.01	3.07	3.13
19	Nagaland	2.38	2.44	2.50	2.56	2.62	2.68
20	Orissa	6.65	6.67	6.69	6.71	6.73	6.75
21	Punjab	11.05	11.05	11.05	11.05	11.05	11.05
22	Rajasthan	7.84	7.99	8.14	8.29	8.44	8.58
23	Sikkim	6.65	6.67	6.69	6.71	6.73	6.75
24	Tamil Nadu	10.76	10.76	10.76	10.76	10.76	10.76
25	Tripura	4.33	4.43	4.53	4.63	4.73	4.83
26	Uttar Pradesh	8.19	8.27	8.35	8.43	8.51	8.58
27	Uttarakhand	9.12	9.12	9.12	9.12	9.12	9.12
28	West Bengal	5.11	5.44	5.77	6.10	6.43	6.75
	All States	8.43	8.51	8.58	8.66	8.74	8.82
	GCS	8.58	8.66	8.74	8.81	8.89	8.97
	SCS	5.94	6.02	6.09	6.16	6.24	6.31

Debt Stock

(Rs. crore)

	State	Outstanding Debt as on 31 March 2010	Outstanding Non Interest Bearing Debt as on 31 March 2008	Outstanding NSSF Loans as on 31 March 2009
1	Andhra Pradesh	124039.22	10818.01	24208.71
2	Arunachal Pradesh	3335.78	112.16	542.68
3	Assam	25935.67	1362.39	4716.62
4	Bihar	58397.05	6515.07	15269.20
5	Chhattisgarh	18846.13	2313.78	4736.25
6	Goa	7448.15	198.60	2703.73
7	Gujarat	115648.80	6556.89	44315.67
8	Haryana	40089.85	2112.40	10455.93
9	Himachal Pradesh	22470.28	1171.91	3889.22
10	Jammu & Kashmir	25692.05	2834.26	3158.90
11	Jharkhand	25066.90	2334.07	8506.41
12	Karnataka	80796.86	8427.65	19350.51
13	Kerala	70193.12	2656.51	11879.99
14	Madhya Pradesh	67176.45	4950.67	14174.43
15	Maharashtra	198084.21	17259.51	73279.22
16	Manipur	5008.01	849.92	880.26
17	Meghalaya	3783.30	608.46	293.49
18	Mizoram	3897.55	313.03	137.42
19	Nagaland	4930.45	290.83	112.67
20	Orissa	45730.15	2206.82	6822.27
21	Punjab	66165.89	1013.31	21428.87
22	Rajasthan	91120.60	5625.97	23768.90
23	Sikkim	2494.51	236.02	112.94
24	Tamil Nadu	92000.35	4128.80	24675.74
25	Tripura	5228.67	237.89	1096.14
26	Uttar Pradesh	213349.24	39318.84	44214.61
27	Uttarakhand	35403.16	1508.81	4972.48
28	West Bengal	162740.77	4931.74	62234.52
	All States	1615073.15	130894.32	431937.78

Annex 7.5

(Para 7.80)

Provision for Committed Liabilities of Completed Plan Schemes

(Rs. crore)

	State	2012-13	2013-14	2014-15
1	Andhra Pradesh	9142.43	9599.55	10079.53
2	Arunachal Pradesh	384.73	403.97	424.16
3	Assam	2069.63	2173.11	2281.77
4	Bihar	3051.24	3203.80	3363.99
5	Chhattisgarh	2448.29	2570.70	2699.24
6	Goa	269.67	283.16	297.31
7	Gujarat	4126.33	4332.65	4549.28
8	Haryana	1651.35	1733.91	1820.61
9	Himachal Pradesh	288.53	302.95	318.10
10	Jammu & Kashmir	102.60	107.73	113.12
11	Jharkhand	1813.49	1904.16	1999.37
12	Karnataka	3867.14	4060.49	4263.52
13	Kerala	1302.57	1367.69	1436.08
14	Madhya Pradesh	2915.35	3061.12	3214.17
15	Maharashtra	5643.97	5926.17	6222.48
16	Manipur	488.21	512.62	538.25
17	Meghalaya	593.83	623.52	654.70
18	Mizoram	328.94	345.38	362.65
19	Nagaland	255.31	268.08	281.48
20	Orissa	2115.77	2221.56	2332.64
21	Punjab	763.44	801.61	841.69
22	Rajasthan	1963.00	2061.15	2164.21
23	Sikkim	230.99	242.54	254.67
24	Tamil Nadu	3870.36	4063.88	4267.07
25	Tripura	254.28	266.99	280.34
26	Uttar Pradesh	7058.13	7411.04	7781.59
27	Uttarakhand	784.87	824.12	865.32
28	West Bengal	3193.70	3353.39	3521.06
	All States	60978.15	64027.06	67228.41
	GCS	55196.23	57956.04	60853.84
	SCS	5781.92	6071.02	6374.57

Projected Maintenance Expenditure for Irrigation (MH-2700,2701 & 2702)

(Rs. crore)

	State	2010-11	2011-12	2012-13	2013-14	2014-15	2010-15
1	Andhra Pradesh	613.79	644.48	676.70	710.54	746.06	3391.57
2	Arunachal Pradesh	29.53	31.00	32.55	34.18	35.89	163.15
3	Assam	411.17	431.73	453.32	475.98	499.78	2271.98
4	Bihar	854.48	897.21	942.07	989.17	1038.63	4721.55
5	Chhattisgarh	225.00	236.25	248.07	260.47	273.49	1243.29
6	Goa	36.05	37.86	39.75	41.74	43.82	199.22
7	Gujarat	446.52	468.84	492.29	516.90	542.75	2467.30
8	Haryana	693.47	728.15	764.55	802.78	842.92	3831.87
9	Himachal Pradesh	193.16	202.82	212.96	223.61	234.79	1067.35
10	Jammu & Kashmir	250.57	263.10	276.25	290.06	304.57	1384.54
11	Jharkhand	330.29	346.80	364.14	382.35	401.47	1825.05
12	Karnataka	358.44	376.36	395.18	414.94	435.68	1980.60
13	Kerala	297.81	312.70	328.33	344.75	361.98	1645.56
14	Madhya Pradesh	391.96	411.56	432.13	453.74	476.43	2165.82
15	Maharashtra	963.09	1011.24	1061.81	1114.90	1170.64	5321.68
16	Manipur	52.42	55.04	57.79	60.68	63.71	289.63
17	Meghalaya	14.27	14.98	15.73	16.52	17.34	78.85
18	Mizoram	1.95	2.05	2.15	2.26	2.37	10.79
19	Nagaland	11.07	11.63	12.21	12.82	13.46	61.20
20	Orissa	367.31	385.68	404.96	425.21	446.47	2029.63
21	Punjab	739.49	776.46	815.29	856.05	898.85	4086.14
22	Rajasthan	486.24	510.56	536.08	562.89	591.03	2686.81
23	Sikkim	2.13	2.24	2.35	2.47	2.59	11.78
24	Tamil Nadu	430.11	451.62	474.20	497.91	522.80	2376.64
25	Tripura	31.36	32.92	34.57	36.30	38.11	173.26
26	Uttar Pradesh	2853.66	2996.34	3146.16	3303.47	3468.64	15768.28
27	Uttarakhand	240.29	252.31	264.92	278.17	292.08	1327.76
28	West Bengal	771.10	809.65	850.14	892.64	937.28	4260.81
	All States	12096.74	12701.57	13336.65	14003.48	14703.66	66842.10

Annex 7.7 (Para 7.90)

State : Andhra Pradesh

Assessed Own Revenue Receipts and Non-plan Revenue Expenditure

(Rs. crore)

Items	2010-11	2011-12	2012-13	2013-14	2014-15	2010-15
A. GSDP	453685	517006	591972	677808	776090	
B. Own Revenue Receipts	52834.84	59744.10	67830.40	77158.65	87785.74	345353.73
1. Own Tax Revenue	46074.04	52504.58	60117.74	68834.82	78815.87	306347.05
2. Own Non-tax Revenue	6760.80	7239.52	7712.65	8323.83	8969.88	39006.68
C. Non-plan Revenue Expenditure	44183.37	47904.86	61085.50	66021.22	71642.41	290837.36
1. Salary	14851.30	15735.45	16672.09	17664.33	18715.46	83638.64
2. Others (i to v):	29332.07	32169.41	44413.41	48356.89	52926.95	207198.72
i. General Services of which:	19296.54	21397.16	23705.71	26338.39	29509.41	120247.21
Interest Payments	9862.70	11024.81	12355.43	13878.99	15623.47	62745.40
Pension	7751.44	8526.59	9379.25	10317.17	11348.89	47323.34
ii. Social Services	6137.31	6628.30	7158.56	7731.25	8349.74	36005.16
iii. Economic Services	3499.10	3712.91	3941.17	4184.93	4445.27	19783.38
iv. Assignment to Local Bodies	399.12	431.05	465.53	502.78	543.00	2341.47
v. Committed Liabilities	0.00	0.00	9142.43	9599.55	10079.53	28821.50
D. Pre. Dev. Non-plan Rev. Deficit(+)/Surplus(-)	-8651.47	-11839.24	-6744.90	-11137.42	-16143.33	

State : Arunachal Pradesh

Assessed Own Revenue Receipts and Non-plan Revenue Expenditure

(Rs. crore)

Items	2010-11	2011-12	2012-13	2013-14	2014-15	2010-15
A. GSDP	5323	5916	6597	7355	8201	
B. Own Revenue Receipts	351.25	390.06	605.91	693.87	845.82	2886.91
1. Own Tax Revenue	151.72	172.17	195.93	222.88	253.43	996.13
2. Own Non-tax Revenue	199.53	217.89	409.98	470.99	592.39	1890.78
C. Non-plan Revenue Expenditure	1554.16	1652.28	2153.99	2301.91	2496.45	10158.79
1. Salary	787.33	834.57	884.65	937.73	993.99	4438.28
2. Others (i to v):	766.83	817.71	1269.34	1364.18	1502.46	5720.51
i. General Services of which:	536.39	570.16	618.63	674.40	771.12	3170.69
Interest Payments	244.47	257.78	272.61	289.15	307.59	1371.60
Pension	159.43	175.38	192.91	212.20	233.42	973.35
ii. Social Services	58.02	62.66	67.67	73.09	78.94	340.38
iii. Economic Services	172.41	184.89	198.30	212.73	228.24	996.58
iv. Assignment to Local Bodies	0.00	0.00	0.00	0.00	0.00	0.00
v. Committed Liabilities	0.00	0.00	384.73	403.97	424.16	1212.86
D. Pre. Dev. Non-plan Rev. Deficit(+)/Surplus(-)	1202.91	1262.22	1548.08	1608.04	1650.63	

Assessed Own Revenue Receipts and Non-plan Revenue Expenditure

(Rs. crore)

Items	2010-11	2011-12	2012-13	2013-14	2014-15	2010-15
A. GSDP	107476	119812	133590	148953	166082	
B. Own Revenue Receipts	7439.95	8302.00	9275.65	10402.42	11757.75	47177.78
1. Own Tax Revenue	5157.09	5868.82	6677.33	7594.17	8633.58	33931.00
2. Own Non-tax Revenue	2282.86	2433.18	2598.32	2808.25	3124.17	13246.78
C. Non-plan Revenue Expenditure	14589.43	15513.07	18523.73	19700.49	20982.36	89309.09
1. Salary	6783.52	6970.31	7155.05	7336.79	7514.52	35760.19
2. Others (i to v):	7805.91	8542.76	11368.69	12363.70	13467.84	53548.91
i. General Services of which:	5365.86	5926.79	6493.86	7181.85	7958.37	32926.72
Interest Payments	2241.71	2511.28	2811.86	3147.00	3520.69	14232.54
Pension	1969.47	2166.42	2383.06	2621.37	2883.51	12023.83
ii. Social Services	1158.99	1251.71	1351.84	1459.99	1576.79	6799.32
iii. Economic Services	1269.80	1352.10	1440.21	1534.56	1635.60	7232.28
iv. Assignment to Local Bodies	11.26	12.16	13.14	14.19	15.32	66.08
v. Committed Liabilities	0.00	0.00	2069.63	2173.11	2281.77	6524.51
D. Pre. Dev. Non-plan Rev. Deficit(+)/Surplus(-)	7149.48	7211.07	9248.08	9298.07	9224.61	

State : Bihar

Assessed Own Revenue Receipts and Non-plan Revenue Expenditure

(Rs. crore)

Items	2010-11	2011-12	2012-13	2013-14	2014-15	2010-15
A. GSDP	129917	144301	160895	179398	200029	
B. Own Revenue Receipts	9896.61	11076.20	12444.66	14065.56	15977.26	63460.28
1. Own Tax Revenue	8242.27	9302.67	10537.39	11933.07	13510.40	53525.80
2. Own Non-tax Revenue	1654.34	1773.53	1907.27	2132.49	2466.86	9934.48
C. Non-plan Revenue Expenditure	24786.79	26475.31	31384.52	33724.33	36254.06	152625.00
1. Salary	9165.13	9707.99	10282.94	10891.89	11536.84	51584.79
2. Others (i to v):	15621.65	16767.32	21101.58	22832.44	24717.22	101040.22
i. General Services of which:	8753.56	9399.52	10144.59	11143.71	12244.70	51686.09
Interest Payments	4439.16	4763.57	5125.30	5528.62	5978.32	25834.97
Pension	3859.19	4245.11	4669.63	5136.59	5650.25	23560.77
ii. Social Services	4495.17	4854.78	5243.16	5662.62	6115.63	26371.36
iii. Economic Services	2368.47	2508.21	2657.40	2816.70	2986.84	13337.61
iv. Assignment to Local Bodies	4.45	4.81	5.19	5.61	6.06	26.12
v. Committed Liabilities	0.00	0.00	3051.24	3203.80	3363.99	9619.03
D. Pre. Dev. Non-plan Rev. Deficit(+)/Surplus(-)	14890.17	15399.11	18939.87	19658.77	20276.80	

Annex 7.7 (Para 7.90)

State : Chhattisgarh

Assessed Own Revenue Receipts and Non-plan Revenue Expenditure

(Rs. crore)

Items	2010-11	2011-12	2012-13	2013-14	2014-15	2010-15
A. GSDP	102004	114728	129069	145203	163353	
B. Own Revenue Receipts	11335.97	12578.81	13972.84	15546.87	17310.26	70744.76
1. Own Tax Revenue	8946.59	10062.56	11320.38	12735.43	14327.36	57392.33
2. Own Non-tax Revenue	2389.38	2516.25	2652.46	2811.44	2982.90	13352.43
C. Non-plan Revenue Expenditure	8901.89	9670.30	12959.42	14038.12	15201.56	60771.29
1. Salary	3548.07	3857.00	4199.11	4578.11	4998.15	21180.44
2. Others (i to v):	5658.78	6241.76	9335.08	10207.01	11152.14	42594.77
i. General Services of which:	2974.22	3364.67	3802.67	4329.59	4906.78	19377.93
Interest Payments	1577.85	1835.98	2126.37	2453.06	2820.59	10813.85
Pension	984.21	1082.63	1190.90	1309.99	1440.99	6008.72
ii. Social Services	775.89	837.96	905.00	977.40	1055.59	4551.84
iii. Economic Services	1395.72	1485.15	1580.81	1683.16	1792.67	7937.51
iv. Assignment to Local Bodies	512.95	553.98	598.30	646.17	697.86	3009.26
v. Committed Liabilities	0.00	0.00	2448.29	2570.70	2699.24	7718.24
D. Pre. Dev. Non-plan Rev. Deficit(+)/Surplus(-)	-2129.12	-2480.03	-438.63	-761.69	-1159.91	

State : Goa

Assessed Own Revenue Receipts and Non-plan Revenue Expenditure

(Rs. crore)

Items	2010-11	2011-12	2012-13	2013-14	2014-15	2010-15
A. GSDP	26995	30863	35338	40462	46328	
B. Own Revenue Receipts	2820.39	3229.82	3706.73	4258.49	4895.56	18910.99
1. Own Tax Revenue	2162.32	2516.44	2932.12	3415.44	3977.28	15003.59
2. Own Non-tax Revenue	658.07	713.39	774.61	843.05	918.29	3907.40
C. Non-plan Revenue Expenditure	2284.14	2466.56	2944.42	3173.93	3439.00	14308.05
1. Salary	667.88	707.95	750.43	795.45	843.18	3764.89
2. Others (i to v):	1616.26	1758.61	2193.99	2378.48	2595.82	10543.16
i. General Services of which:	983.25	1079.49	1195.63	1313.32	1459.16	6030.86
Interest Payments	694.60	764.02	843.50	934.51	1038.72	4275.35
Pension	193.55	212.90	234.19	257.61	283.38	1181.64
ii. Social Services	450.54	486.59	525.51	567.55	612.96	2643.15
iii. Economic Services	182.47	192.53	203.18	214.45	226.38	1019.01
iv. Assignment to Local Bodies	0.00	0.00	0.00	0.00	0.00	0.00
v. Committed Liabilities	0.00	0.00	269.67	283.16	297.31	850.14
D. Pre. Dev. Non-plan Rev. Deficit(+)/Surplus(-)	-536.25	-763.26	-762.31	-1084.56	-1456.56	

Assessed Own Revenue Receipts and Non-plan Revenue Expenditure

(Rs. crore)

Items	2010-11	2011-12	2012-13	2013-14	2014-15	2010-15
A. GSDP	448405	512311	586597	671653	769043	
B. Own Revenue Receipts	39375.05	45873.03	53562.39	62599.05	73172.47	274581.99
1. Own Tax Revenue	33908.49	40051.26	47358.81	55943.47	66021.96	243283.98
2. Own Non-tax Revenue	5466.56	5821.77	6203.58	6655.58	7150.51	31298.01
C. Non-plan Revenue Expenditure	31011.94	33723.59	40924.75	44354.46	48335.48	198350.23
1. Salary	5265.46	5501.28	5744.84	5996.10	6254.96	28762.64
2. Others (i to v):	25746.48	28222.31	35179.91	38358.36	42080.53	169587.59
i. General Services of which:	16449.12	18216.47	20283.87	22432.42	25049.91	102431.79
Interest Payments	10080.80	11232.99	12552.24	14062.78	15792.35	63721.15
Pension	4424.89	4867.37	5354.11	5889.52	6478.47	27014.37
ii. Social Services	7407.45	8000.05	8640.05	9331.25	10077.75	43456.55
iii. Economic Services	1791.96	1900.02	2015.41	2138.66	2270.33	10116.38
iv. Assignment to Local Bodies	97.95	105.78	114.25	123.39	133.26	574.62
v. Committed Liabilities	0.00	0.00	4126.33	4332.65	4549.28	13008.26
D. Pre. Dev. Non-plan Rev. Deficit(+)/Surplus(-)	-8363.11	-12149.44	-12637.64	-18244.59	-24836.99	

State : Haryana

Assessed Own Revenue Receipts and Non-plan Revenue Expenditure

(Rs. crore)

Items	2010-11	2011-12	2012-13	2013-14	2014-15	2010-15
A. GSDP	207230	236724	271049	310352	355353	
B. Own Revenue Receipts	29603.91	33567.66	38134.37	43373.21	49337.18	194016.33
1. Own Tax Revenue	17613.74	20171.15	23153.80	26577.32	30506.85	118022.85
2. Own Non-tax Revenue	11990.17	13396.52	14980.57	16795.90	18830.33	75993.48
C. Non-plan Revenue Expenditure	15789.90	17173.79	20359.91	22138.16	24102.58	99564.35
1. Salary	6456.50	6843.20	7253.05	7687.43	8147.81	36387.99
2. Others (i to v):	9333.40	10330.59	13106.86	14450.73	15954.77	63176.36
i. General Services of which:	5822.22	6574.17	7435.82	8414.46	9528.28	37774.95
Interest Payments	3474.32	4006.69	4616.26	5314.21	6113.37	23524.86
Pension	1939.32	2133.25	2346.58	2581.24	2839.36	11839.75
ii. Social Services	1257.99	1358.63	1467.32	1584.71	1711.48	7380.14
iii. Economic Services	2155.94	2292.76	2438.94	2595.14	2762.09	12244.86
iv. Assignment to Local Bodies	97.25	105.03	113.44	122.51	132.31	570.55
v. Committed Liabilities	0.00	0.00	1651.35	1733.91	1820.61	5205.87
D. Pre. Dev. Non-plan Rev. Deficit(+)/Surplus(-)	-13814.01	-16393.87	-17774.45	-21235.05	-25234.60	

Annex 7.7 (Para 7.90)

State : Himachal Pradesh

Assessed Own Revenue Receipts and Non-plan Revenue Expenditure

(Rs. crore)

Items	2010-11	2011-12	2012-13	2013-14	2014-15	2010-15
A. GSDP	48398	54744	62134	70521	80042	
B. Own Revenue Receipts	4480.34	4820.67	5435.98	6143.90	7149.87	28030.76
1. Own Tax Revenue	3086.73	3542.95	4079.70	4696.81	5406.19	20812.39
2. Own Non-tax Revenue	1393.60	1277.73	1356.28	1447.09	1743.68	7218.38
C. Non-plan Revenue Expenditure	8305.24	8743.59	9521.62	10055.46	10620.88	47246.79
1. Salary	3838.11	3925.27	4009.07	4088.79	4163.66	20024.89
2. Others (i to v):	4467.14	4818.33	5512.55	5966.66	6457.22	27221.90
i. General Services of which:	3347.72	3616.74	3934.01	4278.54	4651.55	19828.56
Interest Payments	1776.28	1899.45	2039.25	2197.92	2378.02	10290.91
Pension	1445.02	1589.52	1748.47	1923.32	2115.65	8821.98
ii. Social Services	653.12	705.37	761.80	822.75	888.57	3831.62
iii. Economic Services	462.54	492.17	523.84	557.70	593.91	2630.14
iv. Assignment to Local Bodies	3.75	4.05	4.37	4.72	5.10	22.00
v. Committed Liabilities	0.00	0.00	288.53	302.95	318.10	909.58
D. Pre. Dev. Non-plan Rev. Deficit(+)/Surplus(-)	3824.91	3922.92	4085.64	3911.56	3471.01	

State : Jammu & Kashmir

Assessed Own Revenue Receipts and Non-plan Revenue Expenditure

(Rs. crore)

Items	2010-11	2011-12	2012-13	2013-14	2014-15	2010-15
A. GSDP	48206	53677	59849	66732	74406	
B. Own Revenue Receipts	4227.86	4712.95	5259.02	5881.57	6574.55	26655.95
1. Own Tax Revenue	3888.91	4330.24	4828.22	5383.46	6002.56	24433.40
2. Own Non-tax Revenue	338.95	382.71	430.80	498.11	571.98	2222.55
C. Non-plan Revenue Expenditure	11005.00	11705.58	12539.31	13392.83	14132.27	62774.99
1. Salary	5366.29	5549.73	5735.87	5924.37	6114.84	28691.10
2. Others (i to v):	5638.72	6155.85	6803.44	7468.46	8017.43	34083.89
i. General Services of which:	4036.16	4434.86	4852.35	5374.97	5770.74	24469.07
Interest Payments	1862.76	2053.58	2240.31	2419.49	2586.90	11163.04
Pension	1811.75	1992.93	2192.22	2411.44	2652.58	11060.92
ii. Social Services	1004.66	1085.03	1171.83	1265.58	1366.82	5893.91
iii. Economic Services	597.90	635.96	676.66	720.19	766.74	3397.46
iv. Assignment to Local Bodies	0.00	0.00	0.00	0.00	0.00	0.00
v. Committed Liabilities	0.00	0.00	102.60	107.73	113.12	323.45
D. Pre. Dev. Non-plan Rev. Deficit(+)/Surplus(-)	6777.14	6992.62	7280.29	7511.26	7557.72	

Assessed Own Revenue Receipts and Non-plan Revenue Expenditure

(Rs. crore)

Items	2010-11	2011-12	2012-13	2013-14	2014-15	2010-15
A. GSDP	112268	128138	146718	167992	192351	
B. Own Revenue Receipts	10394.85	11769.81	13358.33	15205.46	17348.80	68077.26
1. Own Tax Revenue	7023.03	8175.53	9543.88	11137.16	12991.83	48871.45
2. Own Non-tax Revenue	3371.82	3594.28	3814.44	4068.30	4356.97	19205.81
C. Non-plan Revenue Expenditure	11058.32	11964.56	14775.41	15966.44	17376.93	71141.65
1. Salary	4573.16	4966.73	5401.15	5880.85	6410.77	27232.67
2. Others (i to v):	6834.98	7488.47	10031.45	10938.60	12048.23	47341.72
i. General Services of which:	4829.18	5337.19	5910.07	6557.94	7390.83	30025.20
Interest Payments	2398.60	2686.72	3016.62	3394.35	3826.86	15323.16
Pension	1173.27	1290.59	1419.65	1561.62	1717.78	7162.91
ii. Social Services	1406.21	1518.71	1640.20	1771.42	1913.13	8249.67
iii. Economic Services	599.11	632.05	667.12	704.47	744.24	3346.98
iv. Assignment to Local Bodies	0.49	0.52	0.57	0.61	0.66	2.85
v. Committed Liabilities	0.00	0.00	1813.49	1904.16	1999.37	5717.02
D. Pre. Dev. Non-plan Rev. Deficit(+)/Surplus(-)	1013.41	685.70	2074.80	1614.77	1111.27	

State : Karnataka

Assessed Own Revenue Receipts and Non-plan Revenue Expenditure

(Rs. crore)

Items	2010-11	2011-12	2012-13	2013-14	2014-15	2010-15
A. GSDP	351438	400700	458802	525328	601501	
B. Own Revenue Receipts	46239.19	52444.81	59705.82	68046.08	77572.78	304008.68
1. Own Tax Revenue	41199.04	46974.12	53785.36	61584.24	70513.95	274056.71
2. Own Non-tax Revenue	5040.14	5470.69	5920.46	6461.84	7058.83	29951.96
C. Non-plan Revenue Expenditure	35140.01	38040.35	45109.05	48907.41	52920.83	220117.66
1. Salary	5508.29	5736.33	5969.85	6208.52	6451.96	29874.95
2. Others (i to v):	29631.72	32304.03	39139.21	42698.88	46468.87	190242.71
i. General Services of which:	12156.25	13594.98	15242.85	17196.42	19251.68	77442.18
Interest Payments	6567.22	7468.00	8499.40	9680.35	11032.54	43247.52
Pension	4781.79	5259.97	5785.96	6364.56	7001.02	29193.30
ii. Social Services	9677.55	10451.76	11287.90	12190.93	13166.21	56774.35
iii. Economic Services	5724.67	6018.18	6323.08	6639.34	6966.82	31672.09
iv. Assignment to Local Bodies	2073.25	2239.11	2418.24	2611.70	2820.64	12162.94
v. Committed Liabilities	0.00	0.00	3867.14	4060.49	4263.52	12191.15
D. Pre. Dev. Non-plan Rev. Deficit(+)/Surplus(-)	-11099.17	-14404.45	-14596.77	-19138.67	-24651.95	

Annex 7.7 (Para 7.90)

State : Kerala

Assessed Own Revenue Receipts and Non-plan Revenue Expenditure

(Rs. crore)

Items	2010-11	2011-12	2012-13	2013-14	2014-15	2010-15
A. GSDP	239181	272643	312176	357441	409270	
B. Own Revenue Receipts	23644.57	26808.86	30543.16	34827.71	39729.63	155553.93
1. Own Tax Revenue	21725.63	24765.06	28355.99	32467.61	37175.42	144489.72
2. Own Non-tax Revenue	1918.93	2043.80	2187.16	2360.10	2554.22	11064.21
C. Non-plan Revenue Expenditure	28349.37	30775.81	34752.86	37654.01	40863.39	172395.44
1. Salary	6421.75	6805.29	7211.71	7642.36	8098.69	36179.80
2. Others (i to v):	21927.62	23970.51	27541.15	30011.65	32764.70	136215.64
i. General Services of which:	12427.54	13743.97	15228.87	16789.89	18564.20	76754.47
Interest Payments	5866.54	6581.57	7400.27	8203.77	9123.77	37175.91
Pension	5500.65	6050.71	6655.78	7321.36	8053.50	33582.00
ii. Social Services	5126.32	5536.42	5979.34	6457.68	6974.30	30074.06
iii. Economic Services	1679.82	1780.66	1888.17	2002.80	2125.05	9476.50
iv. Assignment to Local Bodies	2693.94	2909.46	3142.21	3393.59	3665.08	15804.27
v. Committed Liabilities	0.00	0.00	1302.57	1367.69	1436.08	4106.34
D. Pre. Dev. Non-plan Rev. Deficit(+)/Surplus(-)	4704.80	3966.95	4209.70	2826.30	1133.75	

State : Madhya Pradesh

Assessed Own Revenue Receipts and Non-plan Revenue Expenditure

(Rs. crore)

Items	2010-11	2011-12	2012-13	2013-14	2014-15	2010-15
A. GSDP	191298	212392	236817	264051	294417	
B. Own Revenue Receipts	22428.46	24626.15	27154.11	29990.18	33144.69	137343.58
1. Own Tax Revenue	17756.71	19714.76	21981.95	24509.88	27328.52	111291.82
2. Own Non-tax Revenue	4671.75	4911.39	5172.15	5480.30	5816.17	26051.76
C. Non-plan Revenue Expenditure	25074.48	26957.07	31909.25	34342.94	36872.50	155156.23
1. Salary	10219.75	10832.94	11482.91	12171.89	12902.20	57609.70
2. Others (i to v):	14854.73	16124.13	20426.33	22171.05	23970.29	97546.53
i. General Services of which:	9305.59	10166.13	11112.62	12237.23	13372.45	56194.01
Interest Payments	5356.66	5834.12	6366.49	6960.08	7621.94	32139.30
Pension	2932.92	3226.21	3548.83	3903.72	4294.09	17905.77
ii. Social Services	1845.15	1992.77	2152.19	2324.36	2510.31	10824.78
iii. Economic Services	1642.07	1738.37	1841.17	1950.93	2068.16	9240.69
iv. Assignment to Local Bodies	2061.91	2226.86	2405.01	2597.41	2805.21	12096.41
v. Committed Liabilities	0.00	0.00	2915.35	3061.12	3214.17	9190.63
D. Pre. Dev. Non-plan Rev. Deficit(+)/Surplus(-)	2646.02	2330.92	4755.14	4352.76	3727.81	

Assessed Own Revenue Receipts and Non-plan Revenue Expenditure

(Rs. crore)

Items	2010-11	2011-12	2012-13	2013-14	2014-15	2010-15
A. GSDP	831964	947978	1085435	1242823	1423032	
B. Own Revenue Receipts	82209.06	92889.03	105500.76	119992.57	136582.57	537173.99
1. Own Tax Revenue	70648.59	80721.02	92678.39	106406.25	122166.62	472620.86
2. Own Non-tax Revenue	11560.47	12168.01	12822.37	13586.33	14415.95	64553.13
C. Non-plan Revenue Expenditure	67883.66	73741.91	85883.71	93327.87	101880.63	422717.77
1. Salary	13786.66	14507.73	15263.57	16055.60	16885.24	76498.81
2. Others (i to v):	54097.00	59234.18	70620.13	77272.27	84995.38	346218.96
i. General Services of which:	23779.09	26622.23	29892.35	33598.66	38155.04	152047.36
Interest Payments	16212.66	18343.45	20783.21	23576.74	26775.33	105691.39
Pension	6071.21	6678.33	7346.17	8080.78	8888.86	37065.36
ii. Social Services	20969.42	22646.97	24458.73	26415.43	28528.66	123019.22
iii. Economic Services	8324.10	8858.63	9430.22	10041.56	10695.52	47350.02
iv. Assignment to Local Bodies	1024.40	1106.35	1194.86	1290.45	1393.68	6009.73
v. Committed Liabilities	0.00	0.00	5643.97	5926.17	6222.48	17792.63
D. Pre. Dev. Non-plan Rev. Deficit(+)/Surplus(-)	-14325.40	-19147.12	-19617.06	-26664.71	-34701.94	

State : Manipur

Assessed Own Revenue Receipts and Non-plan Revenue Expenditure

(Rs. crore)

Items	2010-11	2011-12	2012-13	2013-14	2014-15	2010-15
A. GSDP	8115	9001	10006	11125	12368	
B. Own Revenue Receipts	273.36	336.07	499.23	557.66	622.43	2288.75
1. Own Tax Revenue	223.41	253.17	287.47	326.27	370.16	1460.48
2. Own Non-tax Revenue	49.96	82.90	211.76	231.38	252.27	828.27
C. Non-plan Revenue Expenditure	2379.02	2519.99	3150.67	3330.23	3506.65	14886.56
1. Salary	1242.73	1287.66	1333.51	1380.23	1427.76	6671.89
2. Others (i to v):	1136.29	1232.33	1817.15	1950.00	2078.89	8214.67
i. General Services of which:	738.34	804.97	869.95	944.33	1010.94	4368.53
Interest Payments	350.29	373.90	400.16	425.17	452.99	2002.51
Pension	273.78	301.15	331.27	364.40	400.84	1671.44
ii. Social Services	151.54	163.66	176.76	190.90	206.17	889.03
iii. Economic Services	135.95	144.39	153.39	163.00	173.25	769.97
iv. Assignment to Local Bodies	110.46	119.30	128.85	139.15	150.29	648.05
v. Committed Liabilities	0.00	0.00	488.21	512.62	538.25	1539.09
D. Pre. Dev. Non-plan Rev. Deficit(+)/Surplus(-)	2105.65	2183.91	2651.43	2772.58	2884.22	

Annex 7.7 (Para 7.90)

State : Meghalaya

Assessed Own Revenue Receipts and Non-plan Revenue Expenditure

(Rs. crore)

Items	2010-11	2011-12	2012-13	2013-14	2014-15	2010-15
A. GSDP	12318	13729	15308	17069	19032	
B. Own Revenue Receipts	773.87	858.56	954.17	1062.74	1185.08	4834.43
1. Own Tax Revenue	490.09	560.00	639.71	730.34	833.36	3253.50
2. Own Non-tax Revenue	283.78	298.57	314.47	332.40	351.72	1580.93
C. Non-plan Revenue Expenditure	1998.60	2153.55	2924.21	3129.31	3358.15	13563.83
1. Salary	920.90	976.12	1034.65	1096.69	1162.44	5190.81
2. Others (i to v):	1077.70	1177.43	1889.56	2032.62	2195.71	8373.02
i. General Services of which:	633.11	698.84	780.47	854.32	943.63	3910.37
Interest Payments	264.66	295.55	329.99	368.39	411.21	1669.81
Pension	205.66	226.22	248.85	273.73	301.10	1255.57
ii. Social Services	296.38	320.09	345.70	373.35	403.22	1738.75
iii. Economic Services	148.20	158.50	169.56	181.42	194.16	851.85
iv. Assignment to Local Bodies	0.00	0.00	0.00	0.00	0.00	0.00
v. Committed Liabilities	0.00	0.00	593.83	623.52	654.70	1872.05
D. Pre. Dev. Non-plan Rev. Deficit(+)/Surplus(-)	1224.73	1294.99	1970.03	2066.57	2173.07	

State : Mizoram

Assessed Own Revenue Receipts and Non-plan Revenue Expenditure

(Rs. crore)

Items	2010-11	2011-12	2012-13	2013-14	2014-15	2010-15
A. GSDP	4618	5082	5608	6188	6828	
B. Own Revenue Receipts	200.18	237.37	335.76	368.29	408.60	1550.19
1. Own Tax Revenue	133.35	149.81	168.66	189.81	213.54	855.17
2. Own Non-tax Revenue	66.82	87.56	167.10	178.48	195.06	695.02
C. Non-plan Revenue Expenditure	1463.27	1564.20	2002.55	2144.83	2268.04	9442.89
1. Salary	784.29	827.82	873.75	922.21	973.34	4381.40
2. Others (i to v):	678.98	736.38	1128.80	1222.62	1294.70	5061.49
i. General Services of which:	519.00	563.89	613.89	676.70	715.79	3089.27
Interest Payments	280.73	304.96	326.98	346.09	361.44	1620.20
Pension	146.09	160.69	176.76	194.44	213.88	891.87
ii. Social Services	139.56	150.72	162.78	175.81	189.87	818.74
iii. Economic Services	20.43	21.76	23.20	24.73	26.39	116.50
iv. Assignment to Local Bodies	0.00	0.00	0.00	0.00	0.00	0.00
v. Committed Liabilities	0.00	0.00	328.94	345.38	362.65	1036.97
D. Pre. Dev. Non-plan Rev. Deficit(+)/Surplus(-)	1263.10	1326.83	1666.79	1776.54	1859.44	

Assessed Own Revenue Receipts and Non-plan Revenue Expenditure

(Rs. crore)

Items	2010-11	2011-12	2012-13	2013-14	2014-15	2010-15
A. GSDP	8342	9050	9829	10675	11594	
B. Own Revenue Receipts	235.34	274.86	381.14	415.30	453.66	1760.31
1. Own Tax Revenue	203.78	226.52	251.91	280.00	311.06	1273.28
2. Own Non-tax Revenue	31.56	48.34	129.23	135.30	142.60	487.03
C. Non-plan Revenue Expenditure	2474.11	2593.85	2985.27	3125.40	3280.69	14459.32
1. Salary	1440.05	1474.85	1508.64	1541.18	1572.19	7536.93
2. Others (i to v):	1034.06	1118.99	1476.63	1584.21	1708.50	6922.40
i. General Services of which:	953.60	1032.57	1128.46	1216.34	1319.73	5650.70
Interest Payments	334.97	358.72	384.51	408.53	434.61	1921.33
Pension	392.95	432.24	475.47	523.01	575.31	2398.99
ii. Social Services	47.73	51.54	55.67	60.12	64.93	279.99
iii. Economic Services	32.74	34.88	37.18	39.67	42.36	186.83
iv. Assignment to Local Bodies	0.00	0.00	0.00	0.00	0.00	0.00
v. Committed Liabilities	0.00	0.00	255.31	268.08	281.48	804.87
D. Pre. Dev. Non-plan Rev. Deficit(+)/Surplus(-)	2238.77	2318.98	2604.13	2710.09	2827.03	

State : Orissa

Assessed Own Revenue Receipts and Non-plan Revenue Expenditure

(Rs. crore)

Items	2010-11	2011-12	2012-13	2013-14	2014-15	2010-15
A. GSDP	160498	180560	203130	228521	257086	
B. Own Revenue Receipts	12964.48	14513.76	16256.49	18219.24	20432.57	82386.54
1. Own Tax Revenue	10708.68	12084.30	13636.51	15387.96	17364.20	69181.66
2. Own Non-tax Revenue	2255.81	2429.46	2619.97	2831.28	3068.37	13204.88
C. Non-plan Revenue Expenditure	17682.85	19131.24	22751.83	24583.18	26520.13	110669.21
1. Salary	6513.57	6901.86	7313.24	7749.09	8210.86	36688.63
2. Others (i to v):	11169.28	12229.38	15438.59	16834.08	18309.27	73980.59
i. General Services of which:	7760.66	8580.06	9414.83	10426.52	11491.78	47673.85
Interest Payments	3673.60	4079.86	4536.90	5051.08	5629.52	22970.97
Pension	2633.92	2897.32	3187.05	3505.75	3856.33	16080.37
ii. Social Services	1611.87	1740.82	1880.09	2030.50	2192.94	9456.22
iii. Economic Services	1387.89	1466.93	1551.00	1640.46	1735.67	7781.95
iv. Assignment to Local Bodies	408.86	441.56	476.89	515.04	556.24	2398.59
v. Committed Liabilities	0.00	0.00	2115.77	2221.56	2332.64	6669.98
D. Pre. Dev. Non-plan Rev. Deficit(+)/Surplus(-)	4718.36	4617.48	6495.34	6363.94	6087.56	

Annex 7.7 (Para 7.90)

State : Punjab

Assessed Own Revenue Receipts and Non-plan Revenue Expenditure

(Rs. crore)

Items	2010-11	2011-12	2012-13	2013-14	2014-15	2010-15
A. GSDP	167560	185966	207352	231197	257785	
B. Own Revenue Receipts	21722.12	24080.76	26826.12	29899.27	33336.38	135864.64
1. Own Tax Revenue	18518.21	20552.31	22915.83	25551.15	28489.53	116027.03
2. Own Non-tax Revenue	3203.91	3528.45	3910.29	4348.12	4846.85	19837.61
C. Non-plan Revenue Expenditure	22926.54	24626.82	27198.13	29160.17	31271.58	135183.24
1. Salary	8816.44	9278.04	9763.28	10273.33	10809.43	48940.53
2. Others (i to v):	14110.10	15348.77	17434.84	18886.84	20462.16	86242.71
i. General Services of which:	9723.00	10640.53	11617.60	12659.56	13794.59	58435.29
Interest Payments	5586.63	6074.32	6618.09	7137.79	7717.24	33134.07
Pension	3658.51	4024.36	4426.80	4869.48	5356.43	22335.59
ii. Social Services	2134.70	2305.48	2489.92	2689.11	2904.24	12523.46
iii. Economic Services	1249.62	1319.76	1394.24	1473.34	1557.36	6994.33
iv. Assignment to Local Bodies	1002.78	1083.00	1169.64	1263.21	1364.27	5882.89
v. Committed Liabilities	0.00	0.00	763.44	801.61	841.69	2406.75
D. Pre. Dev. Non-plan Rev. Deficit(+)/Surplus(-)	1204.43	546.06	372.01	-739.10	-2064.79	

State : Rajasthan

Assessed Own Revenue Receipts and Non-plan Revenue Expenditure

(Rs. crore)

Items	2010-11	2011-12	2012-13	2013-14	2014-15	2010-15
A. GSDP	244946	272768	304136	339112	378110	
B. Own Revenue Receipts	23501.66	27862.37	31510.30	35323.95	38983.12	157181.40
1. Own Tax Revenue	19562.20	22192.34	25199.62	28605.09	32460.54	128019.80
2. Own Non-tax Revenue	3939.46	5670.03	6310.68	6718.86	6522.58	29161.60
C. Non-plan Revenue Expenditure	27491.48	29342.43	33306.59	35657.45	38118.83	163916.78
1. Salary	10833.21	11283.30	11747.80	12226.76	12720.20	58811.27
2. Others (i to v):	16658.27	18059.13	21558.79	23430.69	25398.63	105105.51
i. General Services of which:	11232.49	12229.91	13331.88	14637.20	15997.31	67428.80
Interest Payments	7368.52	7982.08	8666.21	9429.01	10279.53	43725.35
Pension	3614.61	3976.07	4373.68	4811.05	5292.16	22067.58
ii. Social Services	3861.03	4169.92	4503.51	4863.79	5252.89	22651.14
iii. Economic Services	1552.70	1646.29	1746.36	1853.38	1967.84	8766.59
iv. Assignment to Local Bodies	12.04	13.00	14.04	15.17	16.38	70.63
v. Committed Liabilities	0.00	0.00	1963.00	2061.15	2164.21	6188.36
D. Pre. Dev. Non-plan Rev. Deficit(+)/Surplus(-)	3989.82	1480.06	1796.29	333.50	-864.29	

Assessed Own Revenue Receipts and Non-plan Revenue Expenditure

(Rs. crore)

Items	2010-11	2011-12	2012-13	2013-14	2014-15	2010-15
A. GSDP	3075	3412	3796	4224	4699	
B. Own Revenue Receipts	513.89	551.02	677.46	787.88	920.65	3450.91
1. Own Tax Revenue	205.16	228.38	254.86	284.40	317.37	1290.16
2. Own Non-tax Revenue	308.73	322.64	422.61	503.48	603.29	2160.75
C. Non-plan Revenue Expenditure	936.24	998.90	1301.37	1383.41	1475.51	6095.42
1. Salary	566.28	600.26	636.28	674.45	714.92	3192.20
2. Others (i to v):	369.96	398.64	665.09	708.96	760.59	2903.22
i. General Services of which:	284.15	306.32	334.76	359.51	390.87	1675.60
Interest Payments	141.80	150.75	160.71	170.21	180.78	804.24
Pension	78.15	85.97	94.57	104.02	114.43	477.14
ii. Social Services	53.27	57.53	62.13	67.11	72.47	312.52
iii. Economic Services	32.54	34.79	37.20	39.79	42.57	186.90
iv. Assignment to Local Bodies	0.00	0.00	0.00	0.00	0.00	0.00
v. Committed Liabilities	0.00	0.00	230.99	242.54	254.67	728.20
D. Pre. Dev. Non-plan Rev. Deficit(+)/Surplus(-)	422.35	447.88	623.90	595.53	554.85	

State : Tamil Nadu

Assessed Own Revenue Receipts and Non-plan Revenue Expenditure

(Rs. crore)

Items	2010-11	2011-12	2012-13	2013-14	2014-15	2010-15
A. GSDP	436646	489754	550974	619845	697326	
B. Own Revenue Receipts	49706.74	55637.52	62486.67	70218.10	78964.93	317013.97
1. Own Tax Revenue	46986.31	52701.16	59288.81	66699.91	75037.40	300713.60
2. Own Non-tax Revenue	2720.43	2936.36	3197.86	3518.19	3927.53	16300.37
C. Non-plan Revenue Expenditure	43178.95	47185.12	55211.65	60083.42	65486.11	271145.26
1. Salary	7671.83	8128.70	8612.72	9125.47	9668.67	43207.39
2. Others (i to v):	35507.13	39056.42	46598.93	50957.95	55817.44	227937.87
i. General Services of which:	20191.59	22559.08	24956.53	27747.07	30920.22	126374.49
Interest Payments	7958.23	9059.49	10298.41	11692.20	13260.21	52268.55
Pension	9018.46	9920.30	10912.33	12003.57	13203.92	55058.58
ii. Social Services	7540.31	8143.53	8795.01	9498.62	10258.51	44235.98
iii. Economic Services	3194.56	3406.68	3634.14	3878.06	4139.69	18253.13
iv. Assignment to Local Bodies	4580.67	4947.12	5342.89	5770.32	6231.95	26872.96
v. Committed Liabilities	0.00	0.00	3870.36	4063.88	4267.07	12201.31
D. Pre. Dev. Non-plan Rev. Deficit(+)/Surplus(-)	-6527.79	-8452.40	-7275.02	-10134.68	-13478.82	

Annex 7.7 (Para 7.90)

State : Tripura

Assessed Own Revenue Receipts and Non-plan Revenue Expenditure

(Rs. crore)

Items	2010-11	2011-12	2012-13	2013-14	2014-15	2010-15
A. GSDP	13554	14623	15818	17111	18510	
B. Own Revenue Receipts	730.18	803.88	888.32	979.77	1082.10	4484.25
1. Own Tax Revenue	600.51	662.50	732.49	809.48	894.17	3699.16
2. Own Non-tax Revenue	129.67	141.37	155.83	170.29	187.93	785.09
C. Non-plan Revenue Expenditure	2826.16	2960.10	3360.18	3515.03	3687.64	16349.11
1. Salary	1505.05	1528.20	1548.67	1566.06	1579.92	7727.89
2. Others (i to v):	1321.11	1431.90	1811.52	1948.97	2107.73	8621.23
i. General Services of which:	1007.76	1095.77	1196.62	1295.02	1412.08	6007.25
Interest Payments	458.61	491.49	527.07	565.54	607.17	2649.88
Pension	455.21	500.73	550.80	605.88	666.47	2779.10
ii. Social Services	72.03	77.79	84.01	90.73	97.99	422.55
iii. Economic Services	157.09	167.36	178.35	190.11	202.70	895.61
iv. Assignment to Local Bodies	84.24	90.98	98.26	106.12	114.61	494.20
v. Committed Liabilities	0.00	0.00	254.28	266.99	280.34	801.62
D. Pre. Dev. Non-plan Rev. Deficit(+)/Surplus(-)	2095.98	2156.22	2471.87	2535.26	2605.54	

State : Uttar Pradesh

Assessed Own Revenue Receipts and Non-plan Revenue Expenditure

(Rs. crore)

Items	2010-11	2011-12	2012-13	2013-14	2014-15	2010-15
A. GSDP	451282	500979	558592	622830	694455	
B. Own Revenue Receipts	44902.72	50295.06	56551.71	63699.90	71734.12	287183.52
1. Own Tax Revenue	37303.77	41811.11	47064.54	52973.30	59618.65	238771.36
2. Own Non-tax Revenue	7598.95	8483.95	9487.18	10726.60	12115.47	48412.15
C. Non-plan Revenue Expenditure	59806.05	64421.47	76309.91	82043.01	88218.72	370799.17
1. Salary	15796.05	16743.81	17748.44	18813.34	19942.14	89043.78
2. Others (i to v):	44010.00	47677.66	58561.47	63229.67	68276.58	281755.38
i. General Services of which:	29143.25	31765.38	34467.55	37575.38	40953.91	173905.46
Interest Payments	14199.71	15325.89	16581.58	17981.67	19542.78	83631.63
Pension	9515.73	10467.30	11514.03	12665.43	13931.97	58094.46
ii. Social Services	5049.44	5453.40	5889.67	6360.84	6869.71	29623.05
iii. Economic Services	5973.03	6307.05	6662.15	7039.72	7441.26	33423.20
iv. Assignment to Local Bodies	3844.29	4151.83	4483.98	4842.70	5230.12	22552.92
v. Committed Liabilities	0.00	0.00	7058.13	7411.04	7781.59	22250.75
D. Pre. Dev. Non-plan Rev. Deficit(+)/Surplus(-)	14903.33	14126.41	19758.20	18343.11	16484.60	

Assessed Own Revenue Receipts and Non-plan Revenue Expenditure

(Rs. crore)

Items	2010-11	2011-12	2012-13	2013-14	2014-15	2010-15
A. GSDP	47347	53172	59870	67412	75904	
B. Own Revenue Receipts	5150.54	5740.81	6449.53	7246.21	8334.83	32921.92
1. Own Tax Revenue	4316.82	4847.91	5458.61	6146.24	6920.50	27690.07
2. Own Non-tax Revenue	833.72	892.91	990.92	1099.97	1414.33	5231.85
C. Non-plan Revenue Expenditure	7279.11	7919.77	9389.56	10167.86	11037.58	45793.88
1. Salary	2568.48	2782.54	3019.52	3282.01	3572.90	15225.46
2. Others (i to v):	4710.63	5137.22	6370.04	6885.85	7464.68	30568.42
i. General Services of which:	3020.41	3321.69	3634.74	3966.09	4347.38	18290.32
Interest Payments	1459.88	1599.46	1756.62	1908.30	2079.08	8803.33
Pension	1098.20	1208.01	1328.82	1461.70	1607.87	6704.59
ii. Social Services	639.58	690.75	746.00	805.69	870.14	3752.15
iii. Economic Services	622.65	662.56	705.21	750.81	799.57	3540.80
iv. Assignment to Local Bodies	427.99	462.23	499.21	539.14	582.27	2510.84
v. Committed Liabilities	0.00	0.00	784.87	824.12	865.32	2474.32
D. Pre. Dev. Non-plan Rev. Deficit(+)/Surplus(-)	2128.57	2178.96	2940.03	2921.65	2702.75	

State : West Bengal

Assessed Own Revenue Receipts and Non-plan Revenue Expenditure

(Rs. crore)

Items	2010-11	2011-12	2012-13	2013-14	2014-15	2010-15
A. GSDP	431554	491788	563098	644747	738235	
B. Own Revenue Receipts	26581.90	31700.01	37949.73	45390.19	54203.74	195825.56
1. Own Tax Revenue	23483.94	28375.43	34337.55	41432.09	49862.10	177491.10
2. Own Non-tax Revenue	3097.96	3324.58	3612.18	3958.10	4341.64	18334.46
C. Non-plan Revenue Expenditure	40941.47	44387.23	51229.29	55298.37	59942.06	251798.41
1. Salary	7901.59	8373.93	8874.46	9404.88	9966.96	44521.82
2. Others (i to v):	33039.88	36013.30	42354.82	45893.49	49975.10	207276.59
i. General Services of which:	20647.16	22670.35	24793.26	27066.77	29788.31	124965.85
Interest Payments	13694.95	14984.62	16461.30	17910.55	19569.94	82621.35
Pension	5883.07	6471.37	7118.51	7830.36	8613.40	35916.72
ii. Social Services	9601.73	10369.87	11199.46	12095.41	13063.04	56329.51
iii. Economic Services	2308.19	2451.67	2605.27	2769.73	2945.85	13080.72
iv. Assignment to Local Bodies	482.79	521.42	563.13	608.18	656.83	2832.35
v. Committed Liabilities	0.00	0.00	3193.70	3353.39	3521.06	10068.15
D. Pre. Dev. Non-plan Rev. Deficit(+)/Surplus(-)	14359.57	12687.22	13279.56	9908.18	5738.32	

Criteria and Weights Suggested by the States in their Memoranda Submitted to the Thirteenth Finance Commission

State	Income Distance	Population	Area	Tax Effort	Fiscal Discipline	Per Capita Income	Population Below Poverty Line	SC&ST Population	Performance in Controlling Population Growth Relative to Average	Environment and Forest Conservation	Population and HDI
Special Category States											
Arunachal Pradesh											10
Assam	70			5		10					5
Himachal Pradesh											
Jammu and Kashmir											
Manipur											
Meghalaya											
Mizoram											
Nagaland											
Sikkim		10									
Tripura	40	15	7.5	5		10					
Uttarakhand	40	15	20	7.5		7.5					
General Category States											
Andhra Pradesh		30	15	10							20
Bihar	70	20				10					
Chhattisgarh	57		10	3		8					
Goa											
Gujarat	10	50	10	7.5		7.5					
Haryana	15	50	5	10		10					
Jharkhand	40	20	10	5		5					
Karnataka		30	10	30		20					
Kerala	10	70	5	10		5					
Madhya Pradesh	50	15	15	5							
Maharashtra	12.5	30	15	10		10					
Orissa						20	50		10		
Punjab		20	25			5			15		
Rajasthan	50	12.5	25	5		2.5					
Tamil Nadu	25	30	7.5	7.5		15					15
Uttar Pradesh	60	25		7.5		7.5					
West Bengal											

Criteria and Weights Suggested by the States in their Memoranda Submitted to the Thirteenth Finance Commission

State	Index of Infrastructure	Inverse of Infrastructure Index	Debt-GSDP Ratio	Area Distance	Cost of Living Standard	Availability of Facilities like Road, Rail & Air Link	Availability of Cultivable Land in Proportion to Total Area of State	Achievement in Administration Efficiency *	Infrastructure Distance	Revenue Raising Capacity
Special Category States										
Arunachal Pradesh										
Assam	10									
Himachal Pradesh										
Jammu and Kashmir										
Manipur										
Meghalaya										
Mizoram										
Nagaland										
Sikkim			20	5	5	10	15	15	10	10
Tripura	12.5									
Uttarakhand										
General Category States										
Andhra Pradesh										
Bihar										
Chhattisgarh	12									
Goa										
Gujarat										
Haryana										
Jharkhand	5									
Karnataka										
Kerala										
Madhya Pradesh	7.5									
Maharashtra										
Orissa		20								
Punjab										
Rajasthan	5									
Tamil Nadu										
Uttar Pradesh										
West Bengal										

Criteria and Weights Suggested by the States in their Memoranda Submitted to the Thirteenth Finance Commission

State	Forest Cover	International Border Length	Poverty Ratio	Backwardness Index	Contribution**	Standard Deviation of State Income	Decentralisation Index	HDI***	Social Indicator	Contribution to Central Taxes	Share of Primary Sector in Total GSDP	Expenditure on Infrastructure and Social Sector
Special Category States												
Arunachal Pradesh												
Assam												
Himachal Pradesh												
Jammu and Kashmir												
Manipur												
Meghalaya												
Mizoram												
Nagaland												
Sikkim												
Tripura	5	5										
Uttarakhand	10											
General Category States												
Andhra Pradesh												25
Bihar												
Chhattisgarh	10											
Goa												
Gujarat					15							
Haryana									5		5	
Jharkhand			10									
Karnataka					5							
Kerala								10				
Madhya Pradesh	7.5											
Maharashtra						12.5				10		
Orissa												
Punjab		10										20
Rajasthan												
Tamil Nadu												
Uttar Pradesh												
West Bengal												

* Achievement in Administration Efficiency: Investment in HRD & growth in literacy rate, IMR & MMR in health sector, crime rate and maintenance of peace & tranquility efficiency.

** Contribution: Tax collected from a state as a percentage of the tax collected from all states.

*** HDI: Distance from the highest HDI.

Population of States

(crores)

Sl. States No.	Population		Share of each state in 1971 population (%)
	1971	2001	
1 Andhra Pradesh	4.350	7.621	8.010
2 Arunachal Pradesh	0.047	0.110	0.086
3 Assam	1.463	2.666	2.693
4 Bihar	4.213	8.300	7.757
5 Chhattisgarh	1.164	2.083	2.143
6 Goa	0.080	0.135	0.146
7 Gujarat	2.670	5.067	4.916
8 Haryana	1.004	2.114	1.848
9 Himachal Pradesh	0.346	0.608	0.637
10 Jammu & Kashmir	0.462	1.014	0.850
11 Jharkhand	1.423	2.695	2.620
12 Karnataka	2.930	5.285	5.395
13 Kerala	2.135	3.184	3.931
14 Madhya Pradesh	3.002	6.035	5.527
15 Maharashtra	5.041	9.688	9.283
16 Manipur	0.107	0.229	0.198
17 Meghalaya	0.101	0.232	0.186
18 Mizoram	0.033	0.089	0.061
19 Nagaland	0.052	0.199	0.095
20 Orissa	2.194	3.680	4.041
21 Punjab	1.355	2.436	2.495
22 Rajasthan	2.577	5.651	4.744
23 Sikkim	0.021	0.054	0.039
24 Tamil Nadu	4.120	6.241	7.586
25 Tripura	0.156	0.320	0.287
26 Uttar Pradesh	8.385	16.620	15.439
27 Uttarakhand	0.449	0.849	0.827
28 West Bengal	4.431	8.018	8.159
Total	54.308	101.222	100.000

Source: Registrar General of India

Annex 8.3
(Para 8.29)

Area of States

Sl. States No	Area ('000 Sq Km)	State's Share Original (%)	State's Share Adjusted (%)
1 Andhra Pradesh	275.05	8.395	7.134
2 Arunachal Pradesh	83.74	2.556	2.172
3 Assam	78.44	2.394	2.035
4 Bihar	94.16	2.874	2.442
5 Chhattisgarh	135.19	4.126	3.507
6 Goa	3.70	0.113	2.000
7 Gujarat	196.02	5.983	5.084
8 Haryana	44.21	1.349	2.000
9 Himachal Pradesh	55.67	1.699	2.000
10 Jammu & Kashmir	222.24	6.783	5.765
11 Jharkhand	79.71	2.433	2.068
12 Karnataka	191.79	5.854	4.975
13 Kerala	38.86	1.186	2.000
14 Madhya Pradesh	308.25	9.409	7.996
15 Maharashtra	307.71	9.392	7.982
16 Manipur	22.33	0.682	2.000
17 Meghalaya	22.43	0.685	2.000
18 Mizoram	21.08	0.643	2.000
19 Nagaland	16.58	0.506	2.000
20 Orissa	155.71	4.753	4.039
21 Punjab	50.36	1.537	2.000
22 Rajasthan	342.24	10.446	8.877
23 Sikkim	7.10	0.217	2.000
24 Tamil Nadu	130.06	3.970	3.374
25 Tripura	10.49	0.320	2.000
26 Uttar Pradesh	240.93	7.354	6.249
27 Uttarakhand	53.48	1.632	2.000
28 West Bengal	88.75	2.709	2.302
All states	3276.28	100.00	100.000

Source: Registrar General of India

Per Capita Comparable GSDP

(Rupees)

Sl. No.	States	2004-05	2005-06	2006-07	Average
1	Andhra Pradesh	26655	30120	34909	30,561
2	Arunachal Pradesh	23326	25764	30472	26,521
3	Assam	18172	21090	22746	20,669
4	Bihar	7486	9323	9744	8,851
5	Chhattisgarh	20336	24422	26514	23,757
6	Goa	80392	90974	101179	90,848
7	Gujarat	34223	39444	46616	40,094
8	Haryana	35893	44936	50561	43,797
9	Himachal Pradesh	36785	43186	46683	42,218
10	Jammu & Kashmir	22430	25512	27731	25,224
11	Jharkhand	19908	23261	22783	21,984
12	Karnataka	28774	33698	37827	33,433
13	Kerala	32818	38144	43872	38,278
14	Madhya Pradesh	16597	18030	19934	18,187
15	Maharashtra	37235	43154	48833	43,074
16	Manipur	22457	21855	23444	22,585
17	Meghalaya	24978	26405	30394	27,259
18	Mizoram	27663	30548	33183	30,465
19	Nagaland	22021	25744	27560	25,108
20	Orissa	18440	21390	24010	21,280
21	Punjab	36376	42013	45151	41,180
22	Rajasthan	18909	21699	24730	21,779
23	Sikkim	28332	32884	35027	32,081
24	Tamil Nadu	31603	35594	42492	36,563
25	Tripura	26693	28179	29983	28,285
26	Uttar Pradesh	13842	15737	17066	15,548
27	Uttarakhand	25276	27216	32107	28,200
28	West Bengal	23145	27899	31211	27,418
	All States	27170	31008	34527	30902

Source: Central Statistical Organisation

Annex 8.5
(Para 8.32)

Tax GSDP Ratio (Average of 2004-05, 2005-06 and 2006-07)

Sl. States No.	Per cent
1 Andhra Pradesh	8.107
2 Arunachal Pradesh	2.055
3 Assam	5.329
4 Bihar	4.666
5 Chhattisgarh	7.692
6 Goa	8.062
7 Gujarat	7.159
8 Haryana	9.009
9 Himachal Pradesh	5.408
10 Jammu & Kashmir	5.798
11 Jharkhand	4.335
12 Karnataka	10.614
13 Kerala	8.285
14 Madhya Pradesh	7.600
15 Maharastra	7.963
16 Manipur	1.915
17 Meghalaya	3.804
18 Mizoram	1.884
19 Nagaland	1.905
20 Orissa	6.160
21 Punjab	7.869
22 Rajasthan	7.392
23 Sikkim	5.794
24 Tamil Nadu	9.885
25 Tripura	3.078
26 Uttar Pradesh	6.775
27 Uttarakhand	7.402
28 West Bengal	4.622
All States	7.476
Special Category States	5.225
General Category States	7.619

Note: Own Tax Revenue of states includes VAT and CST compensation.
Source: Basic data from State Finance Accounts (various years)

Index of Fiscal Discipline

Sl. States No.	Own revenue/ Revenue Expenditure (%)		Relative to all States (ratio)		Index of Change (ratio)
	Average 2001- 02 to 2003-04	Average 2005- 06 to 2007-08	Average 2001- 02 to 2003-04	Average 2005- 06 to 2007-08	
1 Andhra Pradesh	59.58	69.49	1.18	1.11	0.94
2 Arunachal Pradesh	10.99	23.92	0.22	0.38	1.76
3 Assam	34.51	44.99	0.68	0.72	1.05
4 Bihar	24.46	23.40	0.48	0.37	0.77
5 Chhattisgarh	56.88	72.30	1.13	1.16	1.03
6 Goa	78.01	86.98	1.54	1.39	0.90
7 Gujarat	61.97	78.54	1.23	1.26	1.03
8 Haryana	79.24	94.37	1.57	1.51	0.96
9 Himachal Pradesh	22.52	40.00	0.45	0.64	1.44
10 Jammu & Kashmir	22.83	24.33	0.45	0.39	0.86
11 Jharkhand	52.60	48.50	1.04	0.78	0.75
12 Karnataka	64.10	82.07	1.27	1.31	1.04
13 Kerala	55.33	61.16	1.10	0.98	0.89
14 Madhya Pradesh	46.86	57.29	0.93	0.92	0.99
15 Maharashtra	67.24	87.22	1.33	1.40	1.05
16 Manipur	7.54	11.69	0.15	0.19	1.26
17 Meghalaya	21.05	24.08	0.42	0.39	0.93
18 Mizoram	6.62	11.16	0.13	0.18	1.36
19 Nagaland	6.99	9.63	0.14	0.15	1.11
20 Orissa	37.02	52.72	0.73	0.84	1.15
21 Punjab	59.11	71.93	1.17	1.15	0.98
22 Rajasthan	46.94	59.69	0.93	0.96	1.03
23 Sikkim	26.46	29.19	0.52	0.47	0.89
24 Tamil Nadu	67.20	81.88	1.33	1.31	0.99
25 Tripura	15.88	16.91	0.31	0.27	0.86
26 Uttar Pradesh	37.13	49.00	0.74	0.78	1.07
27 Uttarakhand	37.56	46.54	0.74	0.75	1.00
28 West Bengal	33.63	37.83	0.67	0.61	0.91
	50.51	62.43	1.00	1.00	1.00

Notes: 1. Own revenue receipts include VAT & CST compensation to states.

2. Own revenue receipts and revenue expenditure are net of lotteries.

Source: Basic data from State Finance Accounts (various years)

Annex 9.1
(Para 9.81)

Outstanding Debt
Base year and future projections

(as per cent of GSDP)

Sl. No.	State	2009-10	2010-11	2011-12	2012-13	2013-14	2014-15
1	Andhra Pradesh	30.9	30.3	29.6	28.9	28.2	27.6
2	Arunachal Pradesh	64.0	61.3	58.2	55.2	52.5	50.1
3	Assam	28.1	28.2	28.3	28.4	28.4	28.5
4	Bihar	49.4	48.2	46.4	44.6	43.0	41.6
5	Chhattisgarh	21.3	22.0	22.5	23.0	23.5	23.9
6	Goa	33.7	33.0	31.9	30.8	29.9	29.1
7	Gujarat	30.1	29.4	28.8	28.1	27.6	27.1
8	Haryana	22.0	22.4	22.6	22.7	22.8	22.9
9	Himachal Pradesh	52.1	49.7	47.0	44.4	42.1	40.1
10	Jammu & Kashmir	56.4	56.1	55.1	53.6	51.6	49.3
11	Jharkhand	29.0	29.0	28.5	27.8	27.3	26.9
12	Karnataka	25.9	26.2	26.0	25.7	25.4	25.2
13	Kerala	33.2	32.8	32.3	31.7	30.7	29.8
14	Madhya Pradesh	38.8	38.4	37.6	36.8	36.0	35.3
15	Maharashtra	26.4	26.3	26.1	25.8	25.5	25.3
16	Manipur	68.9	65.8	62.9	60.1	57.0	54.3
17	Meghalaya	33.5	33.1	32.7	32.3	32.0	31.7
18	Mizoram	87.5	87.3	85.7	82.9	79.2	74.8
19	Nagaland	57.7	56.8	55.8	54.9	53.5	52.3
20	Orissa	31.5	31.0	30.6	30.2	29.8	29.5
21	Punjab	43.0	42.5	41.8	41.0	39.8	38.7
22	Rajasthan	41.5	40.4	39.3	38.3	37.3	36.5
23	Sikkim	71.8	68.4	65.2	62.1	58.8	55.9
24	Tamil Nadu	23.6	24.1	24.5	24.8	25.0	25.2
25	Tripura	44.9	45.2	44.9	44.6	44.2	43.8
26	Uttar Pradesh	49.9	48.7	46.9	45.1	43.4	41.9
27	Uttarakhand	43.3	42.2	41.1	40.0	38.5	37.2
28	West Bengal	42.0	40.6	39.1	37.7	35.9	34.3
Total General Category		33.1	32.6	31.9	31.2	30.5	29.8
Total Special Category		43.5	42.7	41.7	40.7	39.5	38.3
Grand Total		33.7	33.2	32.5	31.7	31.0	30.3
As per cent of GDP		27.1	26.7	26.1	25.5	24.9	24.3

Note:

1. The outstanding debt for the base year has been estimated using the outstanding debt for 2007-08 as reported in Finance Accounts and estimated fiscal deficits for 2008-09 and 2009-10.
2. The fiscal deficit for 2008-09 is assumed to be the lower of the revised estimate for 2008-09 and 3.5 per cent of GSDP. The fiscal deficit for 2009-10 is assumed to be 4 per cent of GSDP.
3. For projecting the outstanding debt for 2010-11, the fiscal deficit for 2010-11 is normatively fixed at 3 per cent of GSDP or that assumed for 2008-09, whichever is higher.
4. For the remaining years of the award period, outstanding debt has been projected on the basis of fiscal deficits prescribed in Annex 9.2

Fiscal Deficit
Past trends and future targets

(as per cent of GSDP)

Sl. No.	State	2005-06	2006-07	2007-08	2011-12	2012-13	2013-14	2014-15
1	Andhra Pradesh	3.4	2.0	2.7	3.0	3.0	3.0	3.0
2	Arunachal Pradesh	8.6	-3.0	0.2	3.0	3.0	3.0	3.0
3	Assam	-0.6	-1.1	-1.0	3.0	3.0	3.0	3.0
4	Bihar	4.4	3.4	1.7	3.0	3.0	3.0	3.0
5	Chhattisgarh	0.8	-0.1	0.2	3.0	3.0	3.0	3.0
6	Goa	4.5	3.2	3.0	3.0	3.0	3.0	3.0
7	Gujarat	2.9	2.2	1.6	3.0	3.0	3.0	3.0
8	Haryana	0.3	-1.0	0.9	3.0	3.0	3.0	3.0
9	Himachal Pradesh	2.6	3.0	1.6	3.0	3.0	3.0	3.0
10	Jammu & Kashmir	9.5	6.3	7.6	4.7	4.2	3.6	3.0
11	Jharkhand	8.3	1.4	2.5	3.0	3.0	3.0	3.0
12	Karnataka	2.0	2.2	2.2	3.0	3.0	3.0	3.0
13	Kerala	3.3	2.6	3.6	3.5	3.5	3.0	3.0
14	Madhya Pradesh	3.8	2.1	1.9	3.0	3.0	3.0	3.0
15	Maharashtra	3.9	2.2	-0.5	3.0	3.0	3.0	3.0
16	Manipur	5.4	8.7	-1.7	3.5	3.5	3.0	3.0
17	Meghalaya	2.8	1.0	2.4	3.0	3.0	3.0	3.0
18	Mizoram	13.8	6.0	11.2	6.4	5.2	4.1	3.0
19	Nagaland	5.6	2.7	6.2	3.5	3.5	3.0	3.0
20	Orissa	0.3	-0.9	-1.2	3.0	3.0	3.0	3.0
21	Punjab	2.4	0.5	3.5	3.5	3.5	3.0	3.0
22	Rajasthan	3.8	2.5	1.9	3.0	3.0	3.0	3.0
23	Sikkim	7.9	4.8	2.8	3.5	3.5	3.0	3.0
24	Tamil Nadu	1.0	1.4	1.2	3.0	3.0	3.0	3.0
25	Tripura	1.2	-1.3	0.1	3.0	3.0	3.0	3.0
26	Uttar Pradesh	3.5	3.0	3.9	3.0	3.0	3.0	3.0
27	Uttarakhand	7.5	3.0	5.1	3.5	3.5	3.0	3.0
28	West Bengal	4.1	4.3	3.7	3.5	3.5	3.0	3.0
Total General Category		3.1	2.1	1.8	3.1	3.1	3.0	3.0
Total Special Category		3.8	1.9	2.3	3.4	3.3	3.1	3.0
Grand Total		3.1	2.1	1.9	3.1	3.1	3.0	3.0

Annex 9.3
(Para 9.81)

Revenue Deficit
Past trends and future targets

(as per cent of GSDP)

Sl. No.	State	2005-06	2006-07	2007-08	2011-12	2012-13	2013-14	2014-15
1	Andhra Pradesh	0.0	-1.0	0.0	0.0	0.0	0.0	0.0
2	Arunachal Pradesh	-6.1	-19.4	-18.5	0.0	0.0	0.0	0.0
3	Assam	-2.5	-3.4	-3.4	0.0	0.0	0.0	0.0
4	Bihar	-0.1	-2.8	-4.7	0.0	0.0	0.0	0.0
5	Chhattisgarh	-2.5	-4.4	-4.3	0.0	0.0	0.0	0.0
6	Goa	0.2	-0.9	-0.9	0.0	0.0	0.0	0.0
7	Gujarat	0.2	-0.7	-0.7	0.0	0.0	0.0	0.0
8	Haryana	-1.2	-1.3	-1.6	0.0	0.0	0.0	0.0
9	Himachal Pradesh	-0.3	-0.6	-2.4	0.0	0.0	0.0	0.0
10	Jammu & Kashmir	-1.4	-1.9	-3.1	0.0	0.0	0.0	0.0
11	Jharkhand	0.0	-1.4	-1.5	0.0	0.0	0.0	0.0
12	Karnataka	-1.2	-1.9	-1.5	0.0	0.0	0.0	0.0
13	Kerala	2.5	1.8	2.3	1.4	0.9	0.5	0.0
14	Madhya Pradesh	0.0	-2.5	-3.4	0.0	0.0	0.0	0.0
15	Maharashtra	0.9	-0.2	-2.5	0.0	0.0	0.0	0.0
16	Manipur	-8.1	-8.2	-19.9	0.0	0.0	0.0	0.0
17	Meghalaya	-1.1	-3.1	-2.1	0.0	0.0	0.0	0.0
18	Mizoram	-2.3	-8.0	-3.7	0.0	0.0	0.0	0.0
19	Nagaland	-3.8	-9.4	-6.6	0.0	0.0	0.0	0.0
20	Orissa	-0.6	-2.4	-3.8	0.0	0.0	0.0	0.0
21	Punjab	1.1	-1.7	2.9	1.8	1.2	0.6	0.0
22	Rajasthan	0.5	-0.4	-0.9	0.0	0.0	0.0	0.0
23	Sikkim	-10.4	-11.3	-15.3	0.0	0.0	0.0	0.0
24	Tamil Nadu	-0.8	-1.0	-1.4	0.0	0.0	0.0	0.0
25	Tripura	-6.6	-8.3	-8.2	0.0	0.0	0.0	0.0
26	Uttar Pradesh	0.4	-1.5	-1.0	0.0	0.0	0.0	0.0
27	Uttarakhand	0.3	-3.0	-1.9	0.0	0.0	0.0	0.0
28	West Bengal	3.1	3.1	2.7	1.6	1.1	0.5	0.0
Total General Category		0.4	-0.7	-1.0	0.3	0.2	0.1	0.0
Total Special Category		-2.1	-3.7	-4.1	0.0	0.0	0.0	0.0
Grand Total		0.2	-0.9	-1.2	0.2	0.2	0.1	0.0

Annex 9.4
(Para 9.107)

Interest Relief on NSSF Loans

(Rs. crore)

Sl. State No.	NSSF Loans Outstanding on 31/3/2010	Interest to be Paid with Reset Rates										Interest Relief				
		2010-11	2011-12	2012-13	2013-14	2014-15	2010-15	2010-11	2011-12	2012-13	2013-14	2014-15	2010-15			
1	Andhra Pradesh	22223.26	2000.09	1909.65	1800.56	1691.47	1582.39	8984.17	164.29	155.90	146.47	137.04	127.61	731.31		
2	Arunachal Pradesh	480.45	43.24	41.58	39.34	37.10	34.86	196.12	2.82	2.70	2.55	2.40	2.25	12.71		
3	Assam	4172.40	375.52	354.74	333.39	312.04	290.69	1666.36	36.33	34.20	32.04	29.87	27.71	160.15		
4	Bihar	13269.46	1194.25	1136.58	1069.39	1002.20	935.02	5337.44	112.50	106.32	99.61	92.90	86.19	497.53		
5	Chhattisgarh	4013.99	361.26	345.35	325.99	306.63	287.28	1626.51	28.16	26.78	25.21	23.65	22.08	125.88		
6	Goa	2419.36	217.74	208.48	196.80	185.12	173.44	981.58	16.18	15.40	14.50	13.59	12.69	72.36		
7	Gujarat	40152.60	3613.73	3439.94	3240.15	3040.37	2840.59	16174.79	318.18	301.07	282.53	263.98	245.43	1411.19		
8	Haryana	9528.10	857.53	815.12	767.43	719.73	672.04	3831.85	76.96	72.74	68.23	63.72	59.20	340.85		
9	Himachal Pradesh	3445.95	310.14	296.51	279.83	263.14	246.46	1396.08	24.08	22.90	21.54	20.19	18.84	107.55		
10	Jammu & Kashmir	2869.34	258.24	245.99	231.70	217.41	203.11	1156.45	22.69	21.48	20.15	18.83	17.50	100.65		
11	Jharkhand	7204.06	648.37	619.53	584.71	549.88	515.06	2917.55	50.89	48.39	45.55	42.72	39.88	227.43		
12	Karnataka	17806.26	1602.56	1526.59	1438.95	1351.31	1263.67	7183.08	132.77	125.77	118.12	110.47	102.83	589.96		
13	Kerala	11121.17	1000.91	957.14	903.34	849.55	795.75	4506.68	73.68	70.10	65.96	61.81	57.67	329.22		
14	Madhya Pradesh	13402.04	1206.18	1149.45	1083.17	1016.90	950.62	5406.32	101.34	96.00	90.12	84.25	78.38	450.09		
15	Maharashtra	65640.28	5907.63	5625.28	5301.19	4977.09	4653.00	26464.18	503.29	476.51	447.40	418.30	389.20	2234.70		
16	Manipur	462.42	41.62	40.46	38.28	36.11	33.93	190.40	2.90	2.80	2.64	2.48	2.32	13.13		
17	Meghalaya	253.71	22.83	21.68	20.41	19.14	17.88	101.94	2.02	1.91	1.79	1.67	1.55	8.94		
18	Mizoram	127.93	11.51	10.91	10.27	9.63	8.99	51.31	1.02	0.96	0.90	0.84	0.78	4.51		
19	Nagaland	102.95	9.27	8.82	8.30	7.79	7.28	41.45	0.83	0.79	0.74	0.69	0.64	3.69		
20	Orissa	6303.82	567.34	541.04	509.86	478.68	447.49	2544.42	47.93	45.42	42.63	39.85	37.07	212.90		
21	Punjab	19184.10	1726.57	1643.40	1546.77	1450.14	1353.51	7720.38	158.87	150.22	140.82	131.42	122.02	703.34		
22	Rajasthan	21941.72	1974.75	1872.31	1761.13	1649.95	1538.77	8796.91	188.16	177.50	166.35	155.20	144.05	831.27		
23	Sikkim	105.08	9.46	8.95	8.42	7.89	7.36	42.09	0.84	0.80	0.75	0.70	0.65	3.73		
24	Tamil Nadu	23868.04	2148.12	2050.10	1934.02	1817.94	1701.86	9652.05	166.69	158.25	148.81	139.36	129.92	743.04		
25	Tripura	1010.36	90.93	86.56	81.51	76.47	71.42	406.89	8.44	7.99	7.49	7.00	6.51	37.44		
26	Uttar Pradesh	38734.72	3486.12	3319.65	3125.40	2931.16	2736.91	15599.25	319.36	302.09	283.28	264.47	245.65	1414.85		
27	Uttarakhand	4075.46	366.79	349.78	330.09	310.39	290.69	1647.74	28.62	27.18	25.58	23.99	22.40	127.77		
28	West Bengal	55430.60	4988.75	4750.48	4473.05	4195.63	3918.20	22326.12	455.85	431.28	404.53	377.77	351.02	2020.46		
	Total	389349.63	35041.47	33376.06	31443.46	29510.86	27578.26	156950.11	3045.70	2883.42	2706.29	2529.17	2352.04	13516.62		

Note: 1. These figures are estimates and have to be reconciled before actual interest relief is given.

2. The figures above pertain to loans only contracted till 2006-07.

3. The actual interest payment and outstanding would be higher and would include loans contracted post 2006-07.

Annex 9.5
(Para 9.113)

**Central Loans administered by Ministries
Other than Ministry of Finance**

(Rs. crore)

Sl. No.	States	Balance on 31/3/2008
1	Andhra Pradesh	229
2	Arunachal Pradesh	53
3	Assam	502
4	Bihar	107
5	Chhattisgarh	36
6	Goa	158
7	Gujarat	184
8	Haryana	90
9	Himachal Pradesh	64
10	Jammu & Kashmir	117
11	Jharkhand	55
12	Karnataka	309
13	Kerala	106
14	Madhya Pradesh	218
15	Maharashtra	347
16	Manipur	53
17	Meghalaya	35
18	Mizoram	75
19	Nagaland	81
20	Orissa	206
21	Punjab	104
22	Rajasthan	273
23	Sikkim	40
24	Tamil Nadu	242
25	Tripura	78
26	Uttar Pradesh	442
27	Uttarakhand	78
28	West Bengal	224
	Total	4506

Data Collected by the Commission

1. State Finance Commissions

1. Details of SFCs appointed in the past and the tenure of the current SFC. Copies of reports submitted.
2. Details of recommendations which had been or were then being implemented relating to assignment of taxes/devolution/grants-in-aid to PRIs and ULBs.
3. The amounts recommended by SFCs under different categories of transfers (such as assignments of taxes, devolution, grants-in-aid) in the own tax and non-tax domain.

The impact on the consolidated fund of the states on account of implementation of the recommendations of the SFC. Efforts made to raise revenues to meet the additional transfer requirements.

4. Recommendations which have not been accepted and the reasons for the same.
5. Whether adjustments were made by the state governments against the funds to be devolved to local bodies as per State Finance Commission recommendations for any reason, including for recovery of arrears of dues for electricity and water supply.
6. Whether suggestions made by the Twelfth Finance Commission to improve the quality of SFC reports have been adopted.

2. Implementation of FC XI and FC XII Recommendations

1. Status of implementation of recommendations of the Eleventh and Twelfth Finance Commissions.
2. Utilisation of grants recommended by EFC
3. Efforts made to raise resources of local bodies.
4. Arrangements for maintenance of accounts of village level panchayats and intermediate level panchayats – status of creation of data base relating to the finances of local bodies - arrangements made for audit of panchayati and urban local bodies and status thereof.
5. Details of delays if any in passing on Finance Commission grants to local bodies. Number of occasions when interest was paid by the state governments on account of such delays in passing on FC-XII grants to local bodies.
6. Status of recovery of O&M costs related to water supply. The number of water supply schemes taken over by panchayats since 2005-06. Details of PPP/other mechanisms to develop and enhance services for solid waste management in ULBs. Whether any methods like GIS have been used for mapping of properties in urban areas and use of computerisation in financial management.

3. Borrowings

1. Whether local bodies are permitted to borrow from the market. Details of such borrowings and outstanding liabilities wherever permitted during the last five years.
2. Details of guarantees given to local bodies over the last five years. Defaults if any requiring budgetary support.

4. Physical and Financial Performance of Local Bodies

1. Basic information on local bodies – number at each level, date of last election, population and area covered.
2. For each level of panchayati and urban local bodies – details of taxes assigned by the state government and collection, amount of taxes devolved by state government and grants-in-aid provided details of agency functions undertaken.
3. For each level of panchayat and urban local bodies – details of functions transferred and level of expenditure in each function.
4. For each level of panchayati and urban local bodies – details of capital and revenue expenditure and sources of revenue and capital.
5. Status of provision of water supply and sanitation services in panchayats and urban local bodies.
6. Status of maintenance of accounts and audit.
7. Details of parastatals operating within the jurisdiction of municipalities, and arrangements in place if any for sharing of income between the parastatal and the municipal bodies . Instances where sale of land has been used as a financing option.

SFC-I Reports – Constitution and Submission

Sl. No	State	Date of Constitution of SFC	Date of Submission of SFC report	Date of Submission of ATR	Period Covered	Devolution Recommendation
1	2	3	4	5	6	7
1	Andhra Pradesh	22.6.1994	30.5.1997	29.11.1997	1997-98 to 1999-2000	39.24% of state revenue from tax and non-tax, 10% of betting tax to MC Hyderabad, 95% of profession tax, Rs. 25 lakh grant to newly formed municipal corporations
2	Arunachal Pradesh	21.5.2003	Report submitted on April 2008	Under consideration	Not available	Data Not available
3	Assam	23.6.1995	29.2.1996	18.3.1996	1996-97 to 2000-01	2% per annum of tax revenue of the state; Grants-in-aid: 1996-97: Rs. 36.89 crore; 1997-98: Rs. 37.15 crore; 1998-99: Rs. 37.02 crore; 1999-2000: Rs. 37.02 crore
4	Bihar	23.4.1994	Not submitted	Not submitted		
5	Chattisgarh	22.8.2003	15.05.2007	Under consideration	2005-06 to 2009-10	**1. Global sharing of 0.514% of the gross tax revenue of the state government 2. The proceeds from the following are devolved in the ratio given below: stamp duty 1%; motor vehicle tax 10%; entry tax 98%, surcharge on sales tax 10%; passenger tax - as per actuals
6	Goa	1.4.1999	5.6.1999	12.11.2001	2000-01 to 2004-05	1. 27% of SOTR and share in central taxes for devolution of zilla panchayats under non-plan and 13% of annual state plan under plan head. 2. 9% of SOTR to municipal councils under non-plan head and 3% of annual state plan under plan head
7	Gujarat	15.9.1994	RLBs-13.7.1998, ULBs Oct.,1998	28.08.2001	1996-97 to 2000-01	Additional taxation of Rs. 293.09 crore per annum Profession tax 50%; entertainment tax 75%; other grants
8	Haryana	31.5.1994	31.3.1997	5.9.2000	1997-98 to 2000-01	1. 20% of royalty on monor minerals be devolved to the ULBs and Gram Panchayats 2. 7.5% of net receipts under 'stamp duty and registration fees' be devolved to PRIs 3. Tax on motor vehicle 20%; entertainment tax 50% to ULBs
9	Himachal Pradesh	23.4.1994	30.11.96	5.2.1997	1996-97 to 2000-01	Rs. 138.75 crore devolved to LBs
10	Jammu & Kashmir	15.1.2008		Not submitted	2009-10	
11	Jharkhand	28.01.2004			Not Available	
12	Karnataka	10.06.1994	RLBs July 1996 ULBs 30.1.1996	31.3.1997	1996-97 to 2000-01	36% of non-loan gross own revenue receipts to the LBs

Sl. No	State	Date of Constitution of SFC	Date of Submission of SFC report	Date of Submission of ATR	Period Covered	Devolution Recommendation
1	2	3	4	5	6	7
13	Kerala	23.4.1994	29.2.1996	26.02.1997	1996-97 to 2000-01	1. 25% surcharge on stamp duty be levied on behalf of ULBs. The surcharge on stamp duty as well as basic tax collected from Corporation area be transferred to them on collection basis 2. Land tax be doubled and 60% of the additional income generated therefrom be given to block panchayats and balance to district panchayats
14	Madhya Pradesh	25.02.1995	20.7.1996	20.07.1996	1996-97 to 2000-01	2.91% of total tax and non-tax to PRIs and 0.514% share of the divisible pool to ULBs; specific grant Rs 67.66 crore to PRIs
15	Maharashtra	23.4.1994	31.1.1997	5.3.1999	1994-95 to 1996-97 #	1. 10% of the professional tax collected by the state should be given to LBs 2. 66.67% of the demand of land revenue and cess thereon should be given to PRIs as advance grants 3. Irrigation cess grant equal to 66.67% of the demand should be given to zilla parishads as advance grants 4. 25% of net income from motor vehicle tax be given to ULBs
16	Manipur	22.4.1994	December 1996	28.7.1997	1996-97 to 2000-01	1. 5.229% of the state share in the Union taxes to LBs was suggested for the first year of SFC recommendations i.e. for the year 1996-97. Thereafter a fixed sum of Rs.8.67 crore per annum was to be devolved to LBs for the remaining period 2. 50% of land revenue to PRIs
17	Meghalaya		Exempt under Article 243M			
18	Mizoram		Exempt under Article 243M			
19	Nagaland	1.8.2008	22.10.2009	Under consideration	2010-15	Exempt under Article 243M. SFC constituted under state act. No specific devolution has been recommended for LBs
20	Orissa	21.11.1996/ 24.8.1998 *	30.12.1998	9.7.1999	1998-99 to 2004-05 [§]	Government is bearing the full salary and other recurring and non-recurring cost of staff deployed by various line departments in PRIs. The quantum of money to be provided for salary of the staff of panchayat samities should be treated as direct devolution of funds to RLBs
21	Punjab	22.04.1994	31.12.1995	17.09.1996	1996-97 to 2000-01	20% of 5 taxes i.e. stamp duty; motor vehicle tax; electricity duty; entertainment tax; cinema shows be devolved to the LBs (both urban and rural)
22	Rajasthan	23.4.1994	31.12.1995	16.3.1996	1995-96 to 1999-2000	2.18% of net tax proceeds of the state to be devolved to the local bodies

Thirteenth Finance Commission

Sl. No	State	Date of Constitution of SFC	Date of Submission of SFC report	Date of Submission of ATR	Period Covered	Devolution Recommendation
1	2	3	4	5	6	7
23	Sikkim	22.7.1998	16.08.1999	June 2000	2000-01 to 2004-05	1% of the state annual tax revenue to the panchayats
24	TamilNadu	23.4.1994	29.11.1996	28.4.1997	1997-98 to 2001-02	Data Not Available
25	Tripura	RLBs-23.4.1994, ULBs-19.8.1996	RLBs-12.1.1996, ULBs 17.9.1999	Feb 1997 ULBs-27.11.2000	RLBs-Jan.1997 to till date ULBs-1999-00 to 2003-04	1. 25% of the revenue earned from sales tax, additional sales tax, purchase tax and luxury tax; 35% of professional tax; 15% of forest revenue be devolved to PRIs. 2. Rs. 200/- per head per annum should be given as grant to PRIs. 5.5 % of state tax revenue to ULBs; 90% of this to ULBs till 2001-02 and 10% after reviewing their performance
26	Uttar Pradesh	22.10.1994	26.12.1996	20.1.1998	1997-98 to 2000-01	4% of net tax proceeds to PRIs; discontinued grants-in-aid; 7% of net tax proceed to ULBs
27	Uttarakhand	31.3.2001	29.06.2002	3.7.2004	2001-02 to 2005-06	11% of state's net tax revenue to LBs at the ratio of 42.23:57.77 to PRIs and ULBs
28	West Bengal	30.5.1994	27.11.1995	22.7.1996	1996-97 to 2000-01	Entertainment tax: 90%; road & PW cess: 80%

Note : * Date of reconstitution.

In case of Gujarat, the ULB report was submitted after reconstitution of the SFC.

** Chhattisgarh. Devolution is on the basis of recommendation of the SFC report of erstwhile Madhya Pradesh

As per the ATR, the SFC recommendations shall be effective from 1.4.1999.

\$ Though SFC was asked to submit the report covering a period of five years w.e.f. 1.4.1998, its report covers the period from 1998-99 to 2004-05.

Source: State Government and SFC reports

Annex 10.2 (Contd

SFC-II Reports – Constitution and Submission

Sl. No	State	Date of Constitution of SFC	Date of Submission of SFC report	Date of Submission of ATR	Period Covered by SFC	Devolution Recommendation
1	2	3	4	5	6	7
1	Andhra Pradesh	8.12.1998	19.08.2002	31.3.2003	2000-01 to 2004-05	40.92% per annum of the tax and non-tax revenues of the Government including the share of central taxes to LBs
2	Arunachal Pradesh	Not constituted				
3	Assam	18.4.2001	18.08.2003	07.02.2006	2001-02 to 2005-06	1. 3.5% per annum of aggregate tax revenue of the state to LBs 2. Grant-in-aid of Rs.10 crore per annum for ULBs
4	Bihar	20.06.1999	Nov. 2003	N.A.	June 1999- Nov. 2003	Not available
5	Chattisgarh	Not constituted				
6	Goa	16-08-2005	31.12.2007	N.A.	2007-08 to 2011-12	2% of state's own revenue to PRIs out of which 25% to ZPs and the rest 75% to the GPs and PSs
7	Gujarat	19.11.2003	June 2006	Under consideration	2005-06 to 2009-10	Data not available
8	Haryana	6.9.2000	30.09.2004	13.12.2005	2001-02 to 2005-06	1. 20% of annual income from royalty on minor minerals to gram panchayats and municipalities 2. 3% of the net receipts from 'stamp duty and registration fees' to PRIs 3. 65% of the net proceeds of LADT to PRIs 4. 50% of the entertainment tax, 20% of motor vehicle tax and 35% of LADT to ULBs
9	Himachal Pradesh	May-99	24.10.2002	24.06.2003	2002-07	Rs. 253.19 crore devolved to the LBs
10	Jammu & Kashmir	Not constituted				
11	Jharkhand	Not constituted				
12	Karnataka	25.10.2000	December 2002	Not submitted	2005-06 to 2009-10	40% of non loan net own revenue receipts to the local bodies; Rs. 5 crore to be common purpose fund each year
13	Kerala	23.06.1999	08.01.2001	7.01.2004	2001-02 to 2005-06	1. Government may devolve to the LSGIs, plan funds (excluding state sponsored schemes) not less than one-third the annual size of state plan as fixed by government from time to time 2. 5.5 per cent of the annual own tax revenue of the state government may be devolved to the LSGIs as Grant-in-aid for maintenance of assets under control of the LSGIs including the transfer of assets

Thirteenth Finance Commission

Sl. No	State	Date of Constitution of SFC	Date of Submission of SFC report	Date of Submission of ATR	Period Covered by SFC	Devolution Recommendation
1	2	3	4	5	6	7
						3. 3.5 per cent of the own tax revenue of the state government based on the figures certified by the accountant general could be devolved to LSGIs as general purpose grant, in lieu of assigned taxes, shared taxes and various statutory and non-statutory grant-in-aid, both specific purpose and general purpose
14	Madhya Pradesh	17.06.1999	July, 2003 (1st Report); August 2003 (2nd Report); December 2003 (3rd Report)	14.03.2005	2001-02 to 2005-06	2.93% of total tax and non-tax to PRIs and 1.07% to ULBs. Assignment of taxes to LBs after deduction of 10% collection charges; establishment grant Rs. 28.40 crore to PRIs and Rs. 5 crore to ZPs for training
15	Maharashtra	22.06.1999	27.03.2002	29.03.2006	1999-2000 to 2001-02	40% of state's tax, duties, tolls proceeds to the LBs
16	Manipur	03.01.2003	Nov. 2004	2nd Dec 2005	2001-02 to 2005-06 (award period extended to 31.03.2010)	10% of tax and non-tax and state's share in central taxes of state; PRIs: 34.38 % and 20.60 % to ULBs
17	Meghalaya		Exempt under Article 243M			
18	Mizoram		Exempt under Article 243M			
19	Nagaland		Exempt under Article 243M			
20	Orissa	5.6.2003	29.09.2004	11.08.2006	2005-06 to 2009-10	10% of average of state's gross own tax revenue from 1999-2000 to 2001-02 be devolved to LBs. 10% of the state's gross own tax revenue for the year 2002-03 minus devolvable amount was recommended as grants-in-aid for various specific purposes
21	Punjab	21.09.2000	15.2.2002	08.06.2002	2001-02 to 2005-06	4% of net proceeds from all state taxes be devolved to the LBs
22	Rajasthan	07.05.1999	29.08.2001	26.03.2002	2000-01 to 2004-05	2.25% of net tax proceeds to the LBs; entertainment tax 15%; royalty on minerals 1%
23	Sikkim	05.07.2003	30.09.2004	25.02.2006	2005-06 to 2009-10	Grants-in-aid of Rs. 525 lakh to PRIs for 2004-05; for subsequent years a growth of 5-7% to be allowed each year. Local area development fund Rs. 3 lakh per annum
24	TamilNadu	03.03.2000	21.5.2001	8.5.2002	2002-03 to 2006-07	The share of SOTR after excluding entertainment tax of local bodies has been recommended as under: i) 2002-04: 8%; ii) 2004-06: 9%; and iii) for 2006-07: 10%; 5% of the central devolution should also be passed on to the local bodies; 10% of SFC devolution may be used for capital works in municipalities and corporations, 15% by town panchayats and 20% by village panchayats

Sl. No	State	Date of Constitution of SFC	Date of Submission of SFC report	Date of Submission of ATR	Period Covered by SFC	Devolution Recommendation
1	2	3	4	5	6	7
25	Tripura	29.10.1999	10.04.2003	June 2008	2003-04 to 2007-08	Devolution as per 1st SFC continued
26	Uttar Pradesh	25th February, 2000	30.06.2002	30.04.2004	2001-02 to 2005-06	5% of divisible pool to PRIs; 7.50% of state's net proceeds of tax revenue to ULBs; grants in aid: nil
27	Uttarakhand	30.04.2005	06.06.2006	05.10.2006	2006-07 to 2010-11	10% of tax and non-tax of state; grants in aid : Rs 6.24 lakh to ZP per annum; Rs.42.75 lakh per annum to BP; Rs.737.15 lakh per annum to GP; Buildings of Almora and Pauri Rs. 105 lakh; Bhagirathi river front: Rs 50 lakh
28	West Bengal	14.7.2000	6.2.2002	15.07.2005	2001-02 to 2005-06	Annual untied funds of Rs. 350 crore; entertainment and amusement tax 90% to LBs; cess on road and public works 80%

Source: Information submitted by State Governments

SFC-III Reports – Constitution and Submission

Sl. No	State	Date of Constitution of SFC	Date of Submission of SFC report	Date of Submission of ATR	Period Covered by SFC	Devolution Recommendation
1	2	3	4	5	6	7
1	Andhra Pradesh	29.12.04	31.01.2009	in process	2005-06 to 2009-10	Data not available
2	Arunachal Pradesh			Not constituted		
3	Assam	06.02.2006	27.03.2008	25.09.2009	2006-07 to 2010-11	1. No devolution for the year 2006-07. 2. 10% of non loan gross own tax revenue receipts after deducting actual collection charges for the year 2007-08 3. 25% of non loan gross own tax revenue receipts after deducting actual collection charges for the year 2008-11
4	Bihar	20.07.2004	Nov. 2007	26.03.2007	July 2004 to 24.06.2007	3% of net proceeds from state
5	Chattisgarh		Not constituted			
6	Goa		Data not available			
7	Gujarat		Not constituted			
8	Haryana	22.12.2005	28 Feb 2008 (Interim report)	28.08.2008	2006-2009	4% of the net tax revenue to LBs
		22.12.2005	31.12.2008 (Final report)	The final report submitted by Third SFC is under consideration of State Government	2006-11	
9	Himachal Pradesh	26.05.2005	2.11.2007	04.06.2008	2007-08 to 2011-12	Cess on liquor to be transferred to LBs; incentive fund at the rate of Rs. 10 crore to LBs; Gap filling grant of Rs. 228.28 crore. Grant-in-aid to LSGIs; and maintenance expenditure for roads.
10	Jammu & Kashmir			Data not available		
11	Jharkhand			Data not available		
12	Karnataka	28.08.2006	31.12.2008	Yet to be submitted	2010-11 to 2014-15	1. 33% of state's own revenue receipt to be devolved to PRIs and ULBs in the ratio of 70:30 2. Salary component of officials working in the PRIs should be delinked while working out the total share of PRIs and ULBs
13	Kerala	20.09.2004	23.11.2005	16.02.2006	2006-07 to 2010-11	25% of the total state tax revenue of the year 2003-04 be transferred to LBs during the year 2006-07. For subsequent years, annual growth rate of 10% may be applied for transfer of funds to the LBs

Sl. No	State	Date of Constitution of SFC	Date of Submission of SFC report	Date of Submission of ATR	Period Covered by SFC	Devolution Recommendation
1	2	3	4	5	6	7
14	Madhya Pradesh	19.7.2005	Submitted on 1.11.2008	under process	2006-07 to 2010-11	Data not available
15	Maharashtra	15.01.2005	03.06.2006	under consideration	2006-07 to 2010-11	Data not available
16	Manipur	Under process of being constituted				
17	Meghalaya		Exempt under Article 243M			
18	Mizoram		Exempt under Article 243M			
19	Nagaland		Exempt under Article 243M			
20	Orissa	10.09.2008	6.02.2009 (Interim report)	under process	2010-11 to 2014-15	15% of the average gross tax revenue of the state for the years 2005-06 to 2007-08 @ Rs. 896.17 crore per annum be devolved to the LBs
21	Punjab	17.09.2004	28.12.2006	22.05.2007	2006-07 to 2010-11	4% share of net proceeds of all state taxes be devolved to the LBs
22	Rajasthan	15.09.2005	27.02.2008	17.03.2008	2005-06 to 2009-10	3.50% of net own tax proceeds of the state; entertainment tax 100%; royalty on minerals 1%
23	Sikkim	04-03-2009	due date of submission is 30.11.2009		2010-11 to 2014-15	Report yet to be submitted
24	TamilNadu	14.12.2004	30.09.2006	10.05.2007	2007-08 to 2011-12	10% of the state's own tax revenue be devolved to the LBs; Specific purpose grant shall be at 0.5% to 1% of the state's own tax revenue
25	Tripura	28.03.2008	awaited			
26	Uttar Pradesh	23.12.2004	29.08.2008	under consideration	2006-07 to 2010-11	6% of net tax proceeds to PRIs and 9% to ULBs which is under consideration
27	Uttarakhand	Not Constituted				
28	West Bengal	22.02.2006	31.10.2008	16.07.2009	2008-09 to 2012-13	Untied fund of Rs. 850 crore from 2009-10 with annual increase of 12% on a cumulative basis for the subsequent years

Source : Information submitted by State Governments

Number of Local Bodies at Different Tiers

Sl. No.	State	Levels of Rural Local Bodies (including ADCs)	FC-XII	FC-XIII	Levels of Urban Local Bodies	FC-XII	FC-XIII
1	2	3	4		5	6	
1	Andhra Pradesh	1. Gram Panchayats	21943	21809	1. Municipal Corporations	7	15
		2. Mandal Parishads	1096	1097	2. Municipalities	109	103
		3. Zilla Parishads	22	22	3. Nagar Panchayat	1	6
		Total	23061	22928	Total	117	124
2	Arunachal Pradesh	1. Gram Panchayats	1747	1751	<i>ULBs do not exist</i>		
		2. Anchal Samities	150	150			
		3. Zilla Prishads	15	16			
		Total	1912	1917			
3	Assam	1. Goan (Village) Panchayats	2487	2202	1. Municipal Corporations	1	1
		2. Anchalic (Block) Panchayats	203	185	2. Municipalities	28	29
		3. Zilla Parishads	20	20	3. Town Panchayats	54	59
		4. Autonomous councils		4			
Total	2710	2411	Total	83	89		
4	Bihar	1. Village Panchayats	8471	8463	1. Municipal Corporations	5	11
		2. Panchayat Samities	531	531	2. Municipal Councils	37	43
		3. Zilla Parishads	38	38	3. Nagar Panchayats	117	84
		Total	9040	9032	Total	159	138
5	Chhattisgarh	1. Gram Panchayats	9139	9820	1. Municipal Corporations	10	10
		2. Janpad Panchayats	146	146	2. Municipalities	28	28
		3. Zilla Panchayats	16	16	3. Town Panchayats	71	124
		Total	9301	9982	Total	109	162
6	Goa	1. Village Panchayats	189	189	1. Municipal Corporations		1
		2. Zilla Panchayats	2	2	2. Municipal Councils	13	13
		Total	191	191	Total	13	14
7	Gujarat	1. Village Panchayats*	13781	13738	1. Municipal Corporations	7	7
		2. Taluka Panchayats	224	224	2. Municipalities	142	159
		3. District Panchayats	25	26	3. NAC		2
		Total	14030	13988	Total	149	168
8	Haryana	1. Gram Panchayats	6032	6187	1. Municipal Corporations	1	1
		2. Panchayat Samities	114	119	2. Municipal Councils	21	24
		3. Zilla Parishads	19	19	3. Municipal Committees	46	51
		Total	6165	6325	Total	68	76
9	Himachal Pradesh*	1. Gram Panchayats	3037	3243	1. Municipal Corporations	1	1
		2. Panchayats Samities	75	75	2. Municipal Councils	20	20
		3. Zilla Panchayats	12	12	3. Nagar Panchayats	28	28
		Total	3124	3330	Total	49	49
10	Jammu and Kashmir	1. Halqa Panchayats	2700	4139	1. Municipal Corporations	2	2
		2. Block Panchayats	134	0	2. Municipal Committees	6	80
		3. District Panchayats	14	0	3. Municipal Councils	61	
		Total	2848	4139	Total	69	82

Sl. No.	State	Levels of Rural Local Bodies (including ADCs)	FC-XII	FC-XIII	Levels of Urban Local Bodies	FC-XII	FC-XIII
1	2	3	4		5	6	
11	Jharkhand*	1. Gram Panchayats	3765	4562	1. Municipal Corporations	1	2
		2. Panchayats Samities	211	212	2. Municipalities/MC	20	15
		3. Zilla Panchayats	22	24	3. Town Panchayats/NAC	22	22
		Total	3998	4798	Total	43	39
12	Karnataka	1. Gram Panchayats	5659	5652	1. Municipal/City Corporations*	6	8
		2. Taluka Panchayats	175	176	2. Municipal/City Councils*	123	138
		3. Zilla Panchayats	27	29	3. Town Panchayats*	93	73
		Total	5861	5857	Total	222	219
13	Kerala	1. Village Panchayats	991	999	1. Municipal Corporations	5	5
		2. Block Panchayats	152	152	2. Municipalities	53	53
		3. District Panchayats	14	14			
		Total	1157	1165	Total	58	58
14	Madhya Pradesh	1. Village Panchayats	22029	23040	1. Municipal Corporations	14	14
		2. Block Panchayats	313	313	2. Municipalities	86	88
		3. District Panchayats	45	48	3. Nagar Panchayats	236	236
		Total	22387	23401	Total	336	338
15	Maharashtra	1. Village Panchayats	28553	27916	1. Municipal Corporations	16	22
		2. Panchayat Samities	349	351	2. Municipal Councils	228	222
		3. Zilla Parishads	33	33	3. Nagar Panchayat		5
		Total	28935	28300	Total	244	249
16	Manipur	1. Gram Panchayats	166	165	1. Municipal Councils*	9	10
		2. Zilla Panchayats	4	4	2. Nagar Panchayats*	18	18
		3. Autonomous District Councils	6	6	3. Small Town Committees	1	
		Total	176	175	Total	28	28
17	Meghalaya	Autonomous District Councils	3	3	Municipalities	6	6
		Total	3	3	Total	6	6
18	Mizoram	1. Village Councils	737	707	Municipalities	0	1
		Total	737	707	Total	0	1
19	Nagaland	1. Village Councils*	1286	1110	1. Municipal Councils		3
					2. Town Councils	9	16
		Total	1286	1110	Total	9	19
20	Orissa	1. Gram Panchayats	6234	6234	1. Municipal Corporations	2	3
		2. Panchayat Samities	314	314	2. Municipalities	33	36
		3. Zilla Parishads	30	30	3. Notified Area Councils	68	64
		Total	6578	6578	Total	103	103
21	Punjab	1. Gram Panchayats	12449	12447	1. Municipal Corporations	4	5
		2. Panchayat Samities	140	141	2. Municipalities	98	97
		3. Zilla Parishads	17	20	3. Nagar Panchayats	32	33
		Total	12606	12608	Total	134	135

Thirteenth Finance Commission

Sl. No.	State	Levels of Rural Local Bodies (including ADCs)	FC-XII	FC-XIII	Levels of Urban Local Bodies	FC-XII	FC-XIII
1	2	3	4		5	6	
22	Rajasthan	1. Gram Pachayats	9189	9184	1. Municipal Corporations	3	3
		2. Panchayat Samities	237	237	2. Municipal Councils	11	11
		3. Zilla Parishads	32	32	3. Municipal Boards	169	169
		Total	9458	9453	Total	183	183
23	Sikkim	1. Gram Pachayats	166	163	Municipal Corporation	0	1
		2. Zilla Panchayats	4	4	Municipal Councils	0	2
		Total	170	167	Nagar Panchayats	0	9
24	Tamil Nadu	1. Village Panchayats	12618	12618	1. Municipal Corporations	6	8
		2. Panchayats Unions	385	385	2. Municipalities	102	150
		3. District Panchayats	28	29	3. Town Panchayats	611	561
		Total	13031	13032	Total	719	719
25	Tripura	1. Gram Panchayats	540	513	1. Municipal Councils	1	1
		2. Panchayat Samities	23	23	2. Nagar Panchayats	12	12
		3. Zilla Panchayats	4	4			
		4. Autonomus District Councils		1			
Total	567	541	Total	13	13		
26	Uttar Pradesh	1. Gram Panchayats	52029	52000	1. Nagar Nigam	11	12
		2. Kshetra Panchayats	809	820	2. Nagar Palika Parishads	195	194
		3. Zilla Panchayats	70	70	3. Nagar Panchayats	417	422
		Total	52908	52890	Total	623	628
27	Uttarakhand	1. Gram Panchayats	7055	7227	1. Nagar Nigam*	1	1
		2. Intermediate Panchayats	673	95	2. Nagar Palika Parishads*	31	31
		3. District Panchayats		13	3. Nagar Panchayats*	31	31
		Total	7728	7335	Total	63	63
28	West Bengal	1. Gram Panchayats	3358	3354	1. Municipal Corporations*	6	6
		2. Panchayat Samities	341	341	2. Municipalities*	114	118
		3. Zilla Parishads	18	18	3. Notified Area Authority*	3	3
		Total	3717	3713	Total	123	127
		1. Gram/Village Panchayats (including Village Councils & Boards)	236350	239432	Total No. of Municipal Corporations	109	139
		2. Panchayat Samities	6795	6087	Total No. of Municipalities	1432	1595
		3. Zilla Panchayats	531	543	Total No. of Nagar Panchayats	2182	2108
4. Autonomus District Councils	9	14					
Total	Grand Total (ALL RLBS)	243685	246076	Grand Total (ALL ULBs)	3723	3842	
	Grand Total (ALL LBS)	247408	249918				

Source: FC-XIII:Data Submitted by State Governments to Thirteenth Finance Commission
FC-XII: Report of the Twelfth Finance Commission

Annex 10.4

(Para 10.117)

State-wise Position of Audit of Local Bodies

Name of the State	Authority for Conducting Audit	Reporting Arrangement
1. Andhra Pradesh	C&AG is conducting audit of PRIs and ULBs under Section 14 of the C&AG's (Duties, Powers and Conditions) Act, 1971 wherever applicable. Government of Andhra Pradesh has also entrusted Technical Guidance and Support (TGS) of the audit of PRIs and ULBs to C&AG under section 20(1) of C&AG's (DPC) Act, 1971	C&AG's Audit Report on Local Bodies is prepared and laid in the Legislative Assembly.
2. Assam	C&AG is conducting audit of PRIs and ULBs under Section 14 of the C&AG's (DPC) Act wherever applicable. Govt of Assam has also entrusted the audit of LBs under TGS module to C&AG u/s 20(1) of C&AG's (DPC) Act, 1971	Annual Technical Inspection Report is prepared and submitted to state government.
3. Arunachal Pradesh	Audit not entrusted under TG&S	
4. Bihar	Examiner of Local Accounts is the sole auditor of local bodies as per State Act. He is an officer of the C&AG of India.	Report of ELA is submitted to state government.
5. Chattisgarh	State government has accepted TGS for training purpose only. TG&S for any tier of ULBs and PRIs has not been entrusted to C&AG.	
6. Goa	The audit of ULBs are conducted by C&AG u/s.14 of C&AG's (DPC) Act wherever applicable. Government of Goa has also entrusted the audit of accounts of PRIs and ULBs under TGS module to C&AG under Section 20(1) of C&AG's (DPC) Act.	Annual Technical Inspection Report is prepared and submitted to state government.
7. Gujarat	C&AG conducts audit of PRIs and ULBs u/s14 of C&AG's DPC Act wherever applicable. Audit of LBs is also entrusted under TGS module to C&AG u/s. 20(1) of C&AG's (DPC) Act.	Annual Technical Inspection Report is prepared and submitted to state government.
8. Haryana	Audit has been entrusted under TGS module to C&AG of India under Section 20 (1) of C&AG's DPC Act in August 2008.	Audit is in progress and ATIR is being prepared for submission to state government.
9. Himachal Pradesh	C&AG conducts audit of PRIs and ULBs u/s.14 of C&AG's (DPC) Act wherever applicable. C&AG also conducts test audit of PRIs and ULBs under TGS arrangement u/s 20(1) of C&AG's (DPC) Act.	Annual Technical Inspection Report is prepared and submitted to state government.
10. Jammu & Kashmir	Audit of PRIs is conducted by the Examiner Local Fund Audit under the control of state government. The audit of ULBs is, however, conducted by C&AG.	
11. Jharkhand	Examiner of Local Accounts is the sole auditor of local bodies as per State Act. He is an officer of the C&AG of India.	Report of ELA is submitted to state government.
12. Karnataka	The C&AG is responsible for audit and certifying the accounts of first two tiers viz. ZPs and TPs U/s 19(3) of C&AG's (DPC) Act. TG&S of audit of urban local bodies and gram panchayat has not been entrusted to C&AG.	C&AG's Audit Report on PRIs is prepared and laid in the legislative assembly.
13. Kerala	C&AG conducts transaction audit of local self government institutions under TG&S arrangement u/s. 20(1) and U/s 14 of C&AG's (DPC) Act.	C&AG's audit report on LSGIs is prepared and laid in the legislative assembly.
14. Madhya Pradesh	C&AG conducts audit of the local bodies u/s.14 of C&AG's (DPC) Act wherever applicable. In addition, the C&AG has been entrusted audit of LBs under TG&S module.	Annual Technical Inspection Report is prepared and submitted to state government.
15. Maharashtra	C&AG conducts audit of the Municipal Corporations under Section 14 of the C&AG's (DPC) Act. C&AG also conducts audit of PRIs under TGS module entrusted by the state government. TG & S of Municipal Council has not been entrusted to C&AG.	C&AG's audit report on local bodies is prepared and laid in the legislative assembly.

Thirteenth Finance Commission

Name of the State	Authority for Conducting Audit	Reporting Arrangement
16. Manipur	C&AG conducts audit of the local bodies u/s.14 of the DPC Act wherever applicable. State government has entrusted the audit of PRIs and ULBs under TG&S module to C&AG under Section 20(1) of C&AG's (DPC) Act	Audit is in progress and ATIR is being prepared.
17. Orissa	Audits of PSs and ULBs are conducted by C&AG u/s 14(1) and 14(2) of C&AG's (DPC) Act. Further, the State government has also entrusted the audit of PRIs and ULBs to C&AG under TGS arrangement under Section 20 (1) of C&AG's DPC Act	ATIR is prepared and submitted to state government.
18. Punjab	Audit not entrusted under TG&S	
19. Rajasthan	Test check of accounts of PRIs are conducted by C&AG as stipulated in Rajasthan State Act. Audit of ULBs and PRIs are also conducted u/S 14 of C&AG's (DPC) Act	C&AG's audit report on local bodies is prepared and laid in the legislative assembly
20. Tamil Nadu	Entrustment of the audit of accounts of ULBs and the PRIs (except GPs) has been made to the C&AG under Section 14 and 14(1) of C&AG's (DPC) Act 1971. Further, TG&S entrusted to C&AG for conducting audit of ULBs and PRIs excluding TG&S of gram panchayat which has not been entrusted to C&AG	C&AG's audit report on local bodies is prepared and laid in the legislative assembly.
21. Tripura	Audit of PRIs and ULBs are conducted by C&AG u/s 14 of C&AG's DPC Act. Further, the State government has also entrusted the audit of PRIs and ULBs to C&AGs under TGS arrangement	Annual Technical Inspection Report is prepared and submitted to state government.
22. Sikkim	State government has entrusted the statutory audit of PRIs to C&AG	Annual Technical Inspection Report is prepared and submitted to state government.
23. Uttar Pradesh	C&AG conducts audit of PRIs and ULBs u/s.14 of the C&AG's (DPC) Act wherever applicable. In addition audit of PRIs and ULBs has been entrusted to C&AG under TG&S module under Section 20 (1) of C&AG's DPC Act	Annual Technical Inspection Report is prepared and submitted to state government.
24. Uttarakhand	The audit of PRIs and ULBs are conducted by C&AG u/s.14 of the DPC Act wherever applicable. State government has also entrusted the audit of PRIs and ULBs to C&AG under TG&S arrangement under Section 20 (1) of C&AG's DPC Act	Annual Technical Inspection Report is prepared and submitted to state government.
25. West Bengal	Examiner of Local Accounts is the sole auditor of local bodies as per State Act. He is an officer of the C&AG of India	Report of ELA is submitted to state government. The report on PRIs is laid in the assembly by the state government.

Source: Office of the Comptroller and Auditor General (C&AG) (September 09)

Annex 10.5

(Para 10.127)

Template for Reports of the State Finance Commissions

- Chapter I Introduction
- a. Constitution of the Commission
 - b. Terms of Reference
 - c. Design of the Report
- Chapter II Approach and Issues
- Chapter III Status of Implementation of Previous State Finance Commission Recommendations
- a. Action Taken on Recommendations Relating to Devolution of Finances
 - b. Action Taken on Other Recommendations
- Chapter IV State Finances(review over a period of 5 years)
- a. Critical Analysis of State Finances
 - b. Impact of Implementation of Recommendations of Previous State Finance Commission on State and Local Finances
 - c. Direct Transfers to Local Bodies(LBs) by State Governments as well as line departments; Nature and Size of Transfers; Actual Outgo to LBs
 - d. Direct Absorption by States of Local Body Expenditures (Salaries, Pensions and Other Liabilities)
 - e. Guarantees Provided by State Governments on Behalf of LBs
- Chapter V Review of the Status of Decentralised Governance and Devolution (separately for rural and urban local bodies)
- a. Functional Devolution and Activity Mapping
Progress towards the delegation envisaged in Articles 243 G and 243 W : this may be assessed (a) in terms of formal notifications issued (b) linked to financial transfers as outlined in Section C of Chapter IV
 - b. Financial Accountability
Quality of accounts maintained, whether technical guidance and supervision of C&AG has been availed, audit arrangements in place, status of audit of accounts and disposal of audit objections
 - c. Administrative Issues
 - d. Role of Parastatals in Managing Functions Listed in XIth and XIIth Schedules and Linkages Between them and the Respective Local Bodies
- Chapter VI Assessment of the Physical Services Provided by the Local Bodies – Level of Services –Availability, Access, Coverage and Quality
- a. A Quantitative Estimate of Service Deficits with a Brief Account of the Reasons for the Deficit
 - b. An Inventory of Assets; Current Use and Valuation
 - c. Basic Services to Slum Settlements; Availability, Coverage, Access, Quality
- Chapter VII Assessment of Finances of PRIs
(To be done for Zilla Panchayats, Block Panchayats, and Gram Panchayats separately)
Analysis of all revenue sources in terms of trends, performance and efficiency as well as estimates of untapped tax potential to be provided
- A. Revenue
 - i. Tax Revenue
 - a. Taxes on Buildings and Land
 - b. Taxes on Non-motorized Vehicles
 - c. Taxes on Advertisements and Hoardings
 - d. Pilgrim Tax
 - e. Entertainment Tax
 - f. Other
 - g. Unrealised Revenue(accrual basis)

- ii. Non-Tax Revenue
 - a. User Charges
 - b. Fees
 - c. Royalty on Minor Minerals
 - d. Dividend
 - e. Interest
 - f. Other
- B. Transfers from State Government
Trend analysis as well as a description of the nature of the transfers to be provided. Also criteria for estimating transfers including grants
 - a. Assigned Taxes
 - b. Share in State Taxes
 - c. General Purpose Grants
 - d. Special Purpose Grants
 - e. Transfers for Agency Functions
- C. Transfers from the Central Government
 - a. Finance Commission Grants and impact - whether such flows were an additionality to State Government flows.
 - b. Agency Functions
- D. Capital Account Receipts & Debt Status
- E. Expenditure on Revenue Account
Expenditure analysis; component of regulatory and enforcement expenditures, operations and maintenance costs, interest payments and expenditure on services in weaker section areas/slum settlement including area improvement/slum improvement and upgrading and adequacy of such expenditures
 - a. Administration
 - b. Civic Functions
 - i. Water Supply
 - ii. Street Lighting
 - iii. Sanitation
 - iv. Solid Waste Disposal
 - c. Expenditure on Maintenance of Community Assets
 - d. Expenditure on Schemes Assigned by the State Government
 - e. Expenditure on Schemes Assigned by the Central Government
 - f. Expenditure of Interest.
- F. Expenditure incurred directly by State Government on behalf of Local Bodies (Salaries, Pensions and other liabilities wherever applicable)
- G. Deferred Expenditure - including unpaid bills, Annuity payments
- H. Capital Expenditure
- I. Net Budgetary Position
- J. Review of Fiscal and Financial Management

- Chapter VIII Assessment of Finances of Urban Local Bodies
(To be done for Nagar Panchayats, Municipal Council, and Municipal Corporation separately)
Analysis of all revenue sources in terms of trends, performance and efficiency as well as estimates of untapped tax potential to be provided
- A. Revenue
 - i. Tax Revenue
Receipts from all sources to be analyzed with respect to trend, performance and efficiency. Estimates of untapped potential to be provided.
 - a. Taxes on Buildings and Land
 - b. Taxes on Non-motorized Vehicles
 - c. Taxes on Advertisements and Hoardings
 - d. Pilgrim Tax
 - e. Entertainment Tax
 - f. Any Other Tax
 - g. Unrealised Revenue (Accrual Basis)

- ii. Non-Tax Revenue
Receipts from all sources to be analyzed with respect to trend, performance and efficiency. Estimates of untapped potential to be provided
 - a. User Charges
 - b. Fees
 - c. Royalty on Minor Minerals
 - d. Dividend
 - e. Interest
 - f. Other
- B. Transfers from State Government
Trend analysis as well as a description of the nature of the transfers to be provided. Also criteria for estimating transfers including grants
 - a. Assigned Taxes
 - b. Share in State Taxes
 - c. General Purpose Grants
 - d. Special Purpose Grants
 - e. Transfers for Agency Functions
- C. Transfers from the Central Government
 - a. Finance Commission Grants and Impact - whether such flows were an additionality to State Government flows
 - b. Agency Functions
- D. Capital Account Receipts & Debt Status
 - a. Sources of Receipts eg Loans from State Government, Development Institutions, Market Borrowings, Schematic Transfers, JNNURM, Other ACA etc
 - b. Trend of Such Receipts
 - c. Purpose of Such Receipts
- E. Expenditure on Revenue Account
Expenditure analysis; component of regulatory and enforcement expenditures, operations and maintenance costs, interest payments and expenditure on services in weaker section areas/slum settlements including area improvement/slum improvement and upgrading and adequacy of such expenditures
 - a. Administration
 - b. Civic Functions
 - i. Water Supply
 - ii. Street Lighting
 - iii. Sanitation
 - iv. Solid Waste Disposal
 - c. Expenditure on Maintenance of Community Assets
 - d. Expenditure on Schemes Assigned by the State Government
 - e. Expenditure on Schemes Assigned by the Central Government
 - f. Expenditure on Interest
- F. Expenditure Incurred Directly by State Government on Behalf of Local Bodies (Salaries, Pensions and Other Liabilities Wherever Applicable)
- G. Deferred Expenditure – Including Unpaid Bills, Annuity Payments,
- H. Capital Expenditure
- I. Net Budgetary Position
- J. Review of Fiscal and Financial Management

Chapter IX Recording of best practices

- A. Rural Local Bodies
 - a. Zilla Panchayats
 - b. Block Panchayats
 - c. Gram Panchayats
- B. Urban Local Bodies
 - a. Municipal Corporations
 - b. Municipal Councils
 - c. Nagar Panchayats

- Chapter X Assessment of the Gap in Financial Resources and Scheme of Devolution
- A. Assessment of the Gap
 - Normative adjustments made as well as assumptions for the same, population projections for the reference period, functional domain and norms for services, financial norms for services, volume of financial requirements for five years*
 - a. Rural Local Bodies
 - i. Zilla Panchayats
 - ii. Block Panchayats
 - iii. Gram Panchayats
 - b. Urban Local Bodies
 - i. Nagar Panchayats
 - ii. Municipal Councils
 - iii. Municipal Corporations
 - B. Strategy for Bridging Normative Vertical Gap
 - i. *Approach to tax and non tax domain – how can tax and non tax revenue collection efficiency be improved? What incentives should be put in place? How much more can be mobilised by better application of the existing tax domain?*
 - ii. Other Approaches – Market; PPP etc
 - C. Scheme of Devolution
 - a. Assigned Taxes
 - b. Share in State Taxes
 - c. Share of the PRIs and Inter se Distribution
 - d. Share of the ULBs and Inter se Distribution
 - e. Grants-in-aid : Specific Purpose or General Purpose; Timing; Conditionality
- Chapter XI General Observations and Concluding Remarks
- a. Implementation Strategy
 - i. Improving Data Bases
 - ii. Capacity Building and Training
 - iii. Computerisation and E-Governance
 - iv. Suggestions for the National Finance Commission
- Chapter XII Monitoring & Evaluation System
- Whether local bodies have in place a framework to monitor the levels of service provided by them in their jurisdiction in comparison to the minimum standards notified.*
- Chapter XIII Summary of Recommendations

Annex 10.6

(Para 10.148)

Aggregate Special Areas Grant

2001 Population (in lakhs)					Rs. crore					
	Scheduled Areas	Excluded Areas	Total	%age Pop	2010-11	2011-12	2012-13	2013-14	2014-15	Total
Andhra Pradesh	29.28	0.00	29.28	3.67	5.86	8.78	11.71	11.71	11.71	49.77
Assam	0.00	36.38	36.38	4.56	7.28	10.91	14.55	14.55	14.55	61.84
Chhattisgarh	105.45	0.00	105.45	13.21	21.09	31.64	42.18	42.18	42.18	179.27
Gujarat	72.11	0.00	72.11	9.03	14.42	21.63	28.84	28.84	28.84	122.59
Himachal Pradesh	1.37	0.00	1.37	0.17	0.27	0.41	0.55	0.55	0.55	2.33
Jharkhand	174.97	0.00	174.97	21.92	34.99	52.49	69.99	69.99	69.99	297.45
Madhya Pradesh	132.55	0.00	132.55	16.60	26.51	39.77	53.02	53.02	53.02	225.34
Maharashtra	39.39	0.00	39.39	4.93	7.88	11.82	15.76	15.76	15.76	66.96
Manipur	0.00	8.82	8.82	1.10	1.76	2.65	3.53	3.53	3.53	15.00
Meghalaya	0.00	22.99	22.99	2.88	4.60	6.90	9.20	9.20	9.20	39.08
Mizoram	0.00	8.89	8.89	1.11	1.78	2.67	3.55	3.55	3.55	15.11
Nagaland	0.00	19.90	19.90	2.49	3.98	5.97	7.96	7.96	7.96	33.83
Orissa	107.99	0.00	107.99	13.53	21.60	32.40	43.20	43.20	43.20	183.58
Rajasthan	18.17	0.00	18.17	2.28	3.63	5.45	7.27	7.27	7.27	30.89
Tripura	0.00	12.16	12.16	1.52	2.43	3.65	4.87	4.87	4.87	20.68
West Bengal	0.00	7.91	7.91	0.99	1.58	2.37	3.16	3.16	3.16	13.44
All States	681.28	117.04	798.32	100	159.66	239.50	319.33	319.33	319.33	1357.14

Notes: 1. Scheduled Areas are areas listed under schedules V & VI of the Constitution.

2. Excluded Areas are areas exempted under Article 243M from the purview of Part IX and IX A of the Constitution.

3. The sum of Rs. 1357.14 crore includes both the basic and performance components of the Total Special Areas Grant.

Source Basic Data: Ministry of Home Affairs, Ministry of Panchayat Raj, State Governments and Census 2001

Annex 10.7
(Para 10.153)

Index of Devolution (Non-plan Revenue Grants Aggregated for 2005-06, 2006-07 and 2007-08)

Sl. State No.	ULB -Asst. (MH 191, 192, 193)	PRI-Asst. (MH 196, 197, 198)	Asst. to LB (3604)	3 year TFC Grants	Transfers to Local Bodies (excl. FC Grants)	NPRE (excl. FC Grants)	Modulated Transfers to Local Bodies Total	%age of Modulated Transfers to NPRE	2001 pop crore	Weighted %age
1	Andhra Pradesh	818225	339877	71908	94310	1135700	1135700	11.41	7.62	14.64
2	Arunachal Pradesh	112	0	0	740	-628	0	0.00	0.11	0.00
3	Assam	4656	0	2763	17430	-10011	0	0.00	2.67	0.00
4	Bihar	29804	148657	1321	104540	75242	75242	1.53	8.30	2.13
5	Chhattisgarh	8239	0	131177	39540	99877	99877	5.40	2.08	1.89
6	Goa	1265	0	0	497	768	768	0.13	0.13	0.00
7	Gujarat	18404	0	38779	67250	-10067	0	0.00	5.07	0.00
8	Haryana	4400	0	86132	28740	61792	61792	1.60	2.11	0.57
9	Himachal Pradesh	6366	0	1221	9300	-1713	0	0.00	0.61	0.00
10	Jammu & Kashmir	37257	0	0	6426	30831	30831	1.02	1.01	0.17
11	Jharkhand	3062	0	215	0	3277	3277	0.16	2.69	0.07
12	Karnataka	8404	1508158	469452	60550	1778069	1778069	23.54	5.29	20.93
13	Kerala	23663	172555	401054	68040	529233	529233	9.51	3.18	5.10
14	Madhya Pradesh	69169	0	332696	117830	284036	284036	5.58	6.03	5.67
15	Maharashtra	1404310	0	256931	130790	1530451	1530451	9.98	9.69	16.26
16	Manipur	439	0	0	1207	-768	0	0.00	0.23	0.00
17	Meghalaya	848	0	0	1740	-892	0	0.00	0.23	0.00
18	Mizoram	200	0	0	1200	-1000	0	0.00	0.09	0.00
19	Nagaland	320	0	0	1840	-1520	0	0.00	0.20	0.00
20	Orissa	16207	52582	78453	51300	95943	95943	2.55	3.68	1.58
21	Punjab	10879	0	102586	21510	91954	91954	1.63	2.44	0.67
22	Rajasthan	271562	122094	2569	70300	325925	325925	5.19	5.65	4.93
23	Sikkim	0	400	0	130	270	270	0.05	0.05	0.00
24	Tamil Nadu	6110	7999	691977	72100	633986	633986	6.92	6.24	7.26
25	Tripura	333	0	0	650	-317	0	0.00	0.32	0.00
26	Uttar Pradesh	34565	0	862363	206700	690228	690228	5.02	16.62	14.03
27	Uttarakhand	0	0	69675	7500	62175	62175	4.31	0.85	0.62
28	West Bengal	195733	70	110911	83200	223514	223514	2.57	8.02	3.47
	Total	2974531	2352394	3712183	1265360	7626352	120876790	98.09	101.22	100.00

Source Basic Data: 1. Finance Accounts (various year).

2. FC-XII grant release figures provided by Ministry of Finance.

3. Census 2001.

Annex 10.8
(Para 10.154)

Comparable GSDP of States (Base 1999-2000) and Population

Sl. State No	GSDP Comparable Estimates at Current Prices (Rs. lakh)										Population as on 1 October (crore)					
	Primary					Rest					Rural			Urban		
	2004-05	2005-06	2006-07	Total (2004-07)	2004-05	2005-06	2006-07	Total (2004-07)	2004-05	2005-06	2006-07	2004-05	2005-06	2006-07		
1 Andhra Pradesh	6207329	6878259	7880244	20965832	14983965	17328932	20472339	52785236	5.77	5.83	5.89	2.18	2.21	2.24		
2 Arunachal Pradesh	77388	89995	99524	266907	190631	209639	259434	659704	0.09	0.09	0.09	0.03	0.03	0.03		
3 Assam	1687466	2238057	2314751	6240274	3421317	3773717	4257828	11452862	2.43	2.46	2.48	0.38	0.39	0.41		
4 Bihar	2159349	2667072	2736662	7563083	4477948	5738568	6191584	16408100	7.94	8.07	8.20	0.93	0.95	0.96		
5 Chattisgarh	1379078	1752415	1901521	5933014	3117401	3731437	4142813	10991651	1.74	1.76	1.78	0.47	0.48	0.50		
6 Goa	150986	197019	255696	603700	997812	1143936	1279192	3420940	0.07	0.07	0.07	0.08	0.08	0.08		
7 Gujarat	3576560	4394782	4900496	12871838	14834636	17158159	20959598	52952393	3.31	3.35	3.38	2.07	2.12	2.16		
8 Haryana	2176102	2229234	2832996	7238333	5974133	8168923	9083616	23226672	1.58	1.60	1.61	0.69	0.72	0.74		
9 Himachal Pradesh	596689	684252	612580	1893521	1740604	2090904	2420912	6252420	0.57	0.58	0.58	0.07	0.07	0.07		
10 Jammu & Kashmir	715501	788036	829290	2332827	1688283	1986897	2230837	5906016	0.80	0.81	0.82	0.27	0.28	0.29		
11 Jharkhand	1495835	1831882	1826135	5153852	4210711	4940654	4910066	14061431	2.22	2.25	2.28	0.65	0.66	0.67		
12 Karnataka	3211104	3902034	3956227	11069365	12708620	14965972	17471405	45145998	3.59	3.61	3.64	1.94	1.98	2.03		
13 Kerala	1842513	2276231	2472533	6591277	8946239	10370018	12192155	31508412	2.44	2.46	2.48	0.85	0.85	0.86		
14 Madhya Pradesh	3465515	3714554	4049168	11229237	7276157	8168792	9325414	24770363	4.73	4.81	4.89	1.74	1.78	1.82		
15 Maharashtra	4776973	5440388	6520668	16738028	33413201	39509050	45115831	118038082	5.77	5.82	5.86	4.49	4.60	4.71		
16 Manipur	137011	129923	132640	399574	372317	371872	412426	1156615	0.17	0.17	0.17	0.06	0.06	0.06		
17 Meghalaya	205484	202514	240845	648843	400727	446265	515358	13622350	0.19	0.20	0.20	0.05	0.05	0.05		
18 Mizoram	48921	52631	53854	155406	208340	235126	262377	705844	0.05	0.05	0.05	0.05	0.05	0.05		
19 Nagaland	128443	141057	136152	405652	330248	401891	452263	1184402	0.17	0.17	0.18	0.04	0.04	0.04		
20 Orissa	2377511	2629014	3064482	8071008	4690410	5654916	6328396	16673722	3.23	3.26	3.29	0.60	0.61	0.62		
21 Punjab	3245570	3532300	4049567	10827437	6061637	7359655	7805639	21226932	1.65	1.66	1.67	0.91	0.93	0.96		
22 Rajasthan	3232768	3728998	4189072	11150838	8239482	9684634	11378741	29302856	4.64	4.72	4.80	1.43	1.46	1.49		
23 Sikkim	30644	34549	36818	102011	129717	153876	166340	449933	0.05	0.05	0.05	0.01	0.01	0.01		
24 Tamil Nadu	2724687	3238325	3935322	9898335	17632523	19873907	23869347	61375777	3.36	3.32	3.28	3.08	3.17	3.26		
25 Tripura	235485	230222	243392	709099	658465	725030	785632	2169127	0.28	0.28	0.28	0.06	0.06	0.06		
26 Uttar Pradesh	7702646	8987879	9426473	26116998	16992609	19633056	22201762	58827426	14.06	14.31	14.56	3.78	3.88	3.97		
27 Uttarakhand	594102	578334	634109	1806545	1684047	1914667	2353452	5952165	0.66	0.67	0.68	0.24	0.25	0.25		
28 West Bengal	5409356	5878816	6399653	17687825	14009471	17791585	20368977	52170033	6.03	6.09	6.15	2.36	2.39	2.42		
Total of 28 States	59591016	68448772	75730872	203770660	189391652	223532078	257213732	670137463	77.57	78.51	79.42	29.49	30.15	30.81		

Sources: Population Projections - Report of the Technical Group on Population Projection, National Commission on Population Comparable GSDP - CSO

Area

Sl. No	State	Area (000) Sq.Km.		Area Inter se Shares (%)		Inter se Shares in Total Area (%)
		Rural	Urban	Rural	Urban	
1	Andhra Pradesh	270.30	4.75	8.45	6.18	8.40
2	Arunachal Pradesh	83.74	0.00	2.62	0.00	2.56
3	Assam	77.48	0.96	2.42	1.25	2.39
4	Bihar	92.36	1.80	2.89	2.34	2.87
5	Chhattisgarh	133.33	1.87	4.17	2.43	4.13
6	Goa	3.19	0.51	0.10	0.66	0.11
7	Gujarat	190.80	5.23	5.96	6.80	5.98
8	Haryana	42.93	1.28	1.34	1.66	1.35
9	Himachal Pradesh	55.43	0.24	1.73	0.31	1.70
10	Jammu & Kashmir	221.29	0.95	6.92	1.24	6.78
11	Jharkhand	77.92	1.79	2.44	2.33	2.43
12	Karnataka	186.62	5.17	5.83	6.72	5.85
13	Kerala	35.61	3.25	1.11	4.23	1.19
14	Madhya Pradesh	301.28	6.96	9.42	9.05	9.41
15	Maharashtra	300.36	7.36	9.39	9.57	9.39
16	Manipur	22.18	0.14	0.69	0.18	0.68
17	Meghalaya	22.20	0.23	0.69	0.30	0.68
18	Mizoram	20.49	0.59	0.64	0.77	0.64
19	Nagaland	16.43	0.15	0.51	0.20	0.51
20	Orissa	152.91	2.79	4.78	3.63	4.75
21	Punjab	48.28	2.08	1.51	2.71	1.54
22	Rajasthan	336.81	5.43	10.53	7.06	10.45
23	Sikkim	7.10	0.00	0.22	0.00	0.22
24	Tamil Nadu	117.53	12.53	3.67	16.30	3.97
25	Tripura	10.35	0.14	0.32	0.18	0.32
26	Uttar Pradesh	234.37	6.56	7.33	8.53	7.35
27	Uttarakhand	52.69	0.80	1.65	1.04	1.63
28	West Bengal	85.43	3.32	2.67	4.32	2.71
	Aggregate of All States	3199.41	76.88	100.00	100.00	100.00

Source Basic Data : Census 2001

Annex 10.9b

(Para 10.154)

SC/ST Population

(crore)

Sl. No.	State	SC	SC Rural	ST	ST Rural	Percentage Rural SC + ST
1	Andhra Pradesh	1.23	1.02	0.50	0.46	7.08%
2	Arunachal Pradesh	0.00	0.00	0.07	0.06	0.29%
3	Assam	0.18	0.16	0.33	0.32	2.24%
4	Bihar	1.30	1.22	0.08	0.07	6.15%
5	Chhattisgarh	0.24	0.19	0.66	0.63	3.89%
6	Goa	0.00	0.00	0.00	0.00	0.01%
7	Gujarat	0.36	0.22	0.75	0.69	4.31%
8	Haryana	0.41	0.32	0.00	0.00	1.53%
9	Himachal Pradesh	0.15	0.14	0.02	0.02	0.78%
10	Jammu & Kashmir	0.08	0.06	0.11	0.11	0.81%
11	Jharkhand	0.32	0.26	0.71	0.65	4.33%
12	Karnataka	0.86	0.64	0.35	0.29	4.46%
13	Kerala	0.31	0.26	0.04	0.04	1.38%
14	Madhya Pradesh	0.92	0.69	1.22	1.14	8.75%
15	Maharashtra	0.99	0.61	0.86	0.75	6.47%
16	Manipur	0.01	0.00	0.07	0.07	0.35%
17	Meghalaya	0.00	0.00	0.20	0.17	0.81%
18	Mizoram	0.00	0.00	0.08	0.04	0.21%
19	Nagaland	0.00	0.00	0.18	0.15	0.74%
20	Orissa	0.61	0.54	0.81	0.77	6.23%
21	Punjab	0.70	0.53	0.00	0.00	2.53%
22	Rajasthan	0.97	0.77	0.71	0.67	6.89%
23	Sikkim	0.00	0.00	0.01	0.01	0.06%
24	Tamil Nadu	1.19	0.83	0.07	0.06	4.22%
25	Tripura	0.06	0.05	0.10	0.10	0.68%
26	Uttar Pradesh	3.51	3.08	0.01	0.01	14.73%
27	Uttarakhand	0.15	0.13	0.03	0.02	0.71%
28	West Bengal	1.85	1.55	0.44	0.41	9.37%
Total 28 states		16.40	13.27	8.41	7.71	100.00%

Source Basic Data: Census 2001

Rural & Urban Population

Sl. No	State	Population (Crore)			2001 Rural % Share	2001 Urban % Share	2001 Total % Share
		Rural-2001	Urban-2001	Total Pop. 2001			
1	Andhra Pradesh	5.54	2.08	7.62	7.48	7.66	7.53
2	Arunachal Pradesh	0.09	0.02	0.11	0.12	0.08	0.11
3	Assam	2.32	0.34	2.67	3.13	1.27	2.63
4	Bihar	7.43	0.87	8.30	10.03	3.20	8.20
5	Chhattisgarh	1.66	0.42	2.08	2.25	1.54	2.06
6	Goa	0.07	0.07	0.13	0.09	0.25	0.13
7	Gujarat	3.17	1.89	5.07	4.29	6.97	5.01
8	Haryana	1.50	0.61	2.11	2.03	2.25	2.09
9	Himachal Pradesh	0.55	0.06	0.61	0.74	0.22	0.60
10	Jammu & Kashmir	0.76	0.25	1.01	1.03	0.93	1.00
11	Jharkhand	2.10	0.60	2.69	2.83	2.21	2.66
12	Karnataka	3.49	1.80	5.29	4.71	6.62	5.22
13	Kerala	2.36	0.83	3.18	3.18	3.04	3.15
14	Madhya Pradesh	4.44	1.60	6.03	5.99	5.88	5.96
15	Maharashtra	5.58	4.11	9.69	7.53	15.14	9.57
16	Manipur	0.17	0.06	0.23	0.23	0.21	0.23
17	Meghalaya	0.19	0.05	0.23	0.25	0.17	0.23
18	Mizoram	0.04	0.04	0.09	0.06	0.16	0.09
19	Nagaland	0.16	0.03	0.20	0.22	0.13	0.20
20	Orissa	3.13	0.55	3.68	4.22	2.03	3.64
21	Punjab	1.61	0.83	2.44	2.17	3.04	2.41
22	Rajasthan	4.33	1.32	5.65	5.84	4.87	5.58
23	Sikkim	0.05	0.01	0.05	0.06	0.02	0.05
24	Tamil Nadu	3.49	2.75	6.24	4.71	10.12	6.17
25	Tripura	0.27	0.05	0.32	0.36	0.20	0.32
26	Uttar Pradesh	13.17	3.45	16.62	17.77	12.72	16.42
27	Uttarakhand	0.63	0.22	0.85	0.85	0.80	0.84
28	West Bengal	5.77	2.24	8.02	7.80	8.26	7.92
	Aggregate of All States	74.07	27.15	101.22	100	100	100.00
	Gross Urban Rural %age	73.18	26.82				

Source Basic Data: Census 2001

Annex 10.10a
(Para 10.154)

Income Distance: Per Capita GSDP (Primary Sector)

Sl. No.	State	Year				Total	Average (Total/3)	Distance from Punjab		Rural Population crore(2001)	Product share(%)	
		2004-05	2005-06	2006-07	2006-07			PGSDP	PGSDP + 0.25SD			
1	Andhra Pradesh	10762.23	11803.51	13389.25	35954.99	11985.00	9771.84	11012.89	5.54	61012.57	5.76	
2	Arunachal Pradesh	8905.36	10392.03	11519.02	30816.41	10272.14	11484.70	12725.75	0.09	1107.25	0.10	
3	Assam	6947.74	9109.27	9316.39	25373.40	8457.80	13299.04	14540.08	2.32	33756.68	3.18	
4	Bihar	2720.65	3304.68	3336.74	9362.06	3120.69	18636.15	19877.20	7.43	147720.78	13.94	
5	Chhattisgarh	7908.01	9932.07	10656.36	28496.44	9498.81	12258.02	13499.07	1.66	22473.33	2.12	
6	Goa	22434.77	28930.76	37219.17	88584.71	29528.24	0.00	1241.05	0.07	84.03	0.01	
7	Gujarat	10795.21	13122.67	14483.51	38401.39	12800.46	8956.37	10197.42	3.17	32367.40	3.05	
8	Haryana	13802.50	13968.51	17549.38	45320.39	15106.80	6650.04	7891.09	1.50	11859.72	1.12	
9	Himachal Pradesh	10460.89	11877.32	10530.85	32869.06	10956.35	10800.48	12041.53	0.55	6601.55	0.62	
10	Jammu & Kashmir	8963.93	9754.13	10145.46	28863.52	9621.17	12135.66	13376.71	0.76	10202.50	0.96	
11	Jharkhand	6743.46	8141.34	8002.70	22887.50	7629.17	14127.67	15368.72	2.10	32200.67	3.04	
12	Karnataka	8945.58	10794.31	10871.44	30611.33	10203.78	11553.06	12794.11	3.49	44637.41	4.21	
13	Kerala	7554.38	9248.84	9959.05	26762.26	8920.75	12836.08	14077.13	2.36	33186.06	3.13	
14	Madhya Pradesh	7324.35	7721.76	8282.88	23328.99	7776.33	13980.51	15221.55	4.44	67554.59	6.37	
15	Maharashtra	8285.30	9355.14	11121.35	28761.79	9587.26	12169.57	13410.62	5.58	74801.29	7.06	
16	Manipur	8189.54	7665.05	7716.11	23570.70	7856.90	13899.94	15140.98	0.17	2601.11	0.25	
17	Meghalaya	10575.60	10311.29	12127.16	33014.05	11004.68	10752.15	11993.20	0.19	2236.39	0.21	
18	Mizoram	10704.81	11466.55	11682.00	33853.36	11284.45	10472.38	11713.43	0.04	524.25	0.05	
19	Nagaland	7450.28	8083.49	7705.26	23239.03	7746.34	14010.49	15251.54	0.16	2512.31	0.24	
20	Orissa	7350.02	8060.75	9321.05	24731.82	8243.94	13512.89	14753.94	3.13	46161.28	4.36	
21	Punjab	19685.63	21298.16	24286.72	65270.51	21756.84	0.00	1241.05	1.61	1997.65	0.19	
22	Rajasthan	6971.68	7897.91	8718.52	23588.11	7862.70	13894.13	15135.18	4.33	65524.46	6.18	
23	Sikkim	6141.08	6855.04	7247.64	20243.76	6747.92	15008.92	16249.96	0.05	781.59	0.07	
24	Tamil Nadu	8097.38	9741.67	11990.26	29829.30	9943.10	11813.73	13054.78	3.49	45589.49	4.30	
25	Tripura	8547.55	8275.42	8661.64	25484.61	8494.87	13261.97	14503.02	0.27	3848.31	0.36	
26	Uttar Pradesh	5478.61	6280.31	6473.34	18232.25	6077.42	15679.42	16920.47	13.17	222772.04	21.02	
27	Uttarakhand	8982.49	8634.43	9354.02	26970.94	8990.31	12766.52	14007.57	0.63	8839.16	0.83	
28	West Bengal	8973.57	9651.01	10400.02	29024.60	9674.87	12081.97	13323.02	5.77	76939.02	7.26	
Total										74.07	1059892.89	100.00

Source Basic Data : CSO Comparable GSDP
Census 2001

Annex 10.10b
(Para 10.154)

Sl. No.	State	Income Distance: Per Capita GSDP (Excluding Primary Sector)											Product	Share (%)
		2004-05	2005-06	2006-07	Total	Average (Total/3)	Distance from Goa PCGSDP	Distance from Goa PCGSDP + 0.25 SD	Urban Population (crore 2001)					
1	Andhra Pradesh	68655.05	78425.65	91541.49	238622.20	79540.73	63912.41	77564.34	2.08	161403.17	7.12			
2	Arunachal Pradesh	68082.65	70585.49	82622.30	221290.44	73763.48	69689.66	83341.59	0.02	1899.20	0.08			
3	Assam	89422.82	95852.60	105131.55	290406.97	96802.32	46650.82	60302.75	0.34	20739.56	0.92			
4	Bihar	48186.25	60687.06	64395.05	173268.35	57756.12	85697.03	99348.96	0.87	86252.78	3.81			
5	Chhattisgarh	66725.19	77560.53	83642.50	227928.22	75976.07	67477.07	81129.00	0.42	33958.55	1.50			
6	Goa	131985.75	144254.21	154119.47	430359.43	143453.14	0.00	13651.93	0.07	915.47	0.04			
7	Gujarat	71779.34	81118.38	96855.81	249753.53	83251.18	60201.97	73853.90	1.89	139807.27	6.17			
8	Haryana	86070.21	113757.45	122321.79	322149.45	107383.15	36069.99	49721.92	0.61	30406.47	1.34			
9	Himachal Pradesh	267785.25	314421.61	355493.68	937700.55	312566.85	0.00	13651.93	0.06	813.08	0.04			
10	Jammu & Kashmir	61728.79	71011.32	77974.02	210714.14	70238.05	73215.10	86867.03	0.25	21861.29	0.96			
11	Jharkhand	64960.05	74688.65	72763.28	212411.98	70803.99	72649.15	86301.08	0.60	51726.63	2.28			
12	Karnataka	65403.84	75421.92	86252.99	227078.75	75692.92	67760.23	81412.16	1.80	146228.68	6.45			
13	Kerala	105435.94	121386.14	141785.73	368607.81	122869.27	20583.87	34235.80	0.83	28302.48	1.25			
14	Madhya Pradesh	41804.98	45879.20	51218.84	138903.02	46301.01	97152.14	110804.07	1.60	176922.46	7.81			
15	Maharashtra	74400.36	85878.04	95771.06	256049.46	85349.82	58103.32	71755.25	4.11	294921.13	13.02			
16	Manipur	62574.29	61875.60	68057.08	192506.97	64168.99	79284.15	92936.08	0.06	5352.82	0.24			
17	Meghalaya	82794.85	90520.31	102661.02	275976.17	91992.06	51461.09	65113.02	0.05	2956.85	0.13			
18	Mizoram	44046.59	48680.43	53328.71	146055.73	48685.24	94767.90	108419.83	0.04	4781.38	0.21			
19	Nagaland	91990.97	110409.49	122897.67	325298.13	108432.71	35020.43	48672.36	0.03	1668.43	0.07			
20	Orissa	78408.73	92506.39	101351.64	272266.76	90755.59	52697.56	66349.49	0.55	36606.59	1.62			
21	Punjab	66618.72	78797.17	81452.98	226868.87	75622.96	67830.19	81482.12	0.83	67324.69	2.97			
22	Rajasthan	57618.76	66319.48	76352.01	200290.25	66763.42	76689.73	90341.66	1.32	119380.85	5.27			
23	Sikkim	193607.60	223008.73	231028.12	647644.45	215881.48	0.00	13651.93	0.01	81.73	0.00			
24	Tamil Nadu	57309.85	62711.52	73187.42	193208.80	64402.93	79050.21	92702.14	2.75	254782.55	11.25			
25	Tripura	110852.73	119248.34	126307.32	356408.39	118802.80	24650.35	38302.28	0.05	2090.35	0.09			
26	Uttar Pradesh	44940.91	50658.11	55909.75	151508.77	50502.92	92950.22	106602.15	3.45	368199.37	16.25			
27	Uttarakhand	70197.86	77768.75	93169.10	241135.71	80378.57	63074.57	76726.50	0.22	16719.27	0.74			
28	West Bengal	59309.39	74354.67	84054.71	217718.76	72572.92	70880.22	84532.15	2.24	189582.38	8.37			
Total									27.15	2265685.48	100.00			

Source Basic Data: CSO Comparable GSDP, Census 2001

FC Local Body Grants Utilisation Index
Grants to Panchayati Raj Institutions (as on 6 November 2009)

State	Annual Allocation	Total Allocation	Amount Released				Rs. lakh Total Release	No. of Tranches Released	Percentage Share
			2005-06	2006-07	2007-08	2008-09			
Andhra Pradesh	31740	158700	31740	15870	31740	31740	142830	9.0	4.49
Arunachal Pradesh	1360	6800	0	680	0	1360	2040	3.0	1.50
Assam	10520	52600	5260	0	10520	15780	31560	6.0	2.99
Bihar	32480	162400	16240	32480	48720	16240	146160	9.0	4.49
Chhattisgarh	12300	61500	12300	12300	12300	6150	55350	9.0	4.49
Goa	360	1800	180	0	77	0	617	3.4	1.71
Gujarat	18620	93100	9310	18620	18620	9310	83790	9.0	4.49
Haryana	7760	38800	7760	7760	7760	3880	34920	9.0	4.49
Himachal Pradesh	2940	14700	2940	2940	2940	0	11760	8.0	3.99
Jammu & Kashmir	5620	28100	1762	3524	0	0	5286	1.9	0.94
Jharkhand	9640	48200	0	0	0	0	0	0.0	0.00
Karnataka	17760	88800	8880	26640	8880	26640	71040	8.0	3.99
Kerala	19700	98500	19700	19700	19700	9850	68950	7.0	3.49
Madhya Pradesh	33260	166300	33260	33260	33260	33260	149670	9.0	4.49
Maharashtra	39660	198300	19830	39660	39660	19830	178470	9.0	4.49
Manipur	920	4600	212	423	212	635	1904	4.1	2.07
Meghalaya	1000	5000	0	1500	0	2500	4000	8.0	3.99
Mizoram	400	2000	200	600	0	800	1600	8.0	3.99
Nagaland	800	4000	400	800	400	400	3600	9.0	4.49
Orissa	16060	80300	16060	16060	16060	8030	72270	9.0	4.49
Punjab	6480	32400	3240	6480	3240	3240	22680	7.0	3.49
Rajasthan	24600	123000	24600	24600	12300	12300	110700	9.0	4.49
Sikkim	260	1300	130	0	0	130	1170	9.0	4.49
Tamil Nadu	17400	87000	17400	17400	8700	8700	78300	9.0	4.49
Tripura	1140	5700	0	570	0	1140	3420	6.0	2.99
Uttar Pradesh	58560	292800	58560	29280	87840	29280	263520	9.0	4.49
Uttarakhand	3240	16200	1620	3240	1620	0	6480	4.0	2.00
West Bengal	25420	127100	12710	25420	25420	12710	114390	9.0	4.49
Total	400000	2000000	304294	339807	389969	417723	1666477	200.4	100.00

Source Basic Data: Ministry of Finance, Government of India

FC Local Body Grants Utilisation Index
Grants to Urban Local Bodies (as on 06 November 2009)

State	Annual Allocation	Total Allocation	Amount Released				Rs. lakh Total Release	No. of Tranches Released	Percentage Share	
			2005-06	2006-07	2007-08	2008-09				2009-10
Andhra Pradesh	7480	37400	3740	7480	3740	14960	3740	33660	9.0	4.68
Arunachal Pradesh	60	300	0	0	60	0	30	90	3.0	1.56
Assam	1100	5500	550	0	1100	0	1650	3300	6.0	3.12
Bihar	2840	14200	1420	2840	2840	1420	4260	12780	9.0	4.68
Chhattisgarh	1760	8800	745	1015	880	880	3520	7040	8.0	4.16
Goa	240	1200	0	240	0	480	0	720	6.0	3.12
Gujarat	8280	41400	8280	4140	8280	12420	4140	37260	9.0	4.68
Haryana	1820	9100	1820	1820	1820	910	1820	8190	9.0	4.68
Himachal Pradesh	160	800	160	160	160	160	0	640	8.0	4.16
Jammu & Kashmir	760	3800	380	760	0	0	0	1140	3.0	1.56
Jharkhand	1960	9800	0	0	0	1444	0	1444	1.5	0.77
Karnataka	6460	32300	3230	9690	3230	9690	0	25840	8.0	4.16
Kerala	2980	14900	2980	2980	2980	1490	0	10430	7.0	3.64
Madhya Pradesh	7220	36100	7220	7220	3610	10830	0	28880	8.0	4.16
Maharashtra	15820	79100	0	23730	7910	7910	15820	55370	7.0	3.64
Manipur	180	900	90	180	90	90	180	630	7.0	3.64
Meghalaya	160	800	0	240	0	400	0	640	8.0	4.16
Mizoram	200	1000	100	300	0	400	0	800	8.0	4.16
Nagaland	120	600	60	120	60	240	60	540	9.0	4.68
Orissa	2080	10400	2080	1040	0	5200	0	8320	8.0	4.16
Punjab	3420	17100	1710	3420	3420	5130	1710	15390	9.0	4.68
Rajasthan	4400	22000	4400	2200	2200	8800	2200	19800	9.0	4.68
Sikkim	20	100	0	0	0	0	0	0	0.0	0.0
Tamil Nadu	11440	57200	11440	11440	5720	17160	5720	51480	9.0	4.68
Tripura	160	800	0	80	0	0	240	320	4.0	2.08
Uttar Pradesh	10340	51700	5170	10340	15510	10340	0	41360	8.0	4.16
Uttarakhand	680	3400	340	680	0	0	0	1020	3.0	1.56
West Bengal	7860	39300	3930	7860	7860	11790	3930	35370	9.0	4.68
Total	100000	500000	59845	99975	71470	122144	49020	402454	102.5	100.0

Source: Basic Data: Ministry of Finance, Government of India

Annex 10.12

(Para 10.159)

State-wise Allocation to PRIs

Sl. No.	States	Proportion of Rural Population (2001)	Proportion of Rural Area (2001)	Distance from Highest PCGSDP (Primary)	Rural %age SC+ST Pop.	FC Utilisation Index	Index of Devolution	State Share
	Weights (per cent)	0.5	0.1	0.1	0.1	0.05	0.15	1
1	Andhra Pradesh	7.48	8.45	5.76	7.08	4.49	14.64	8.29
2	Arunachal Pradesh	0.12	2.62	0.10	0.29	1.50	0.00	0.43
3	Assam	3.13	2.42	3.18	2.24	2.99	0.00	2.50
4	Bihar	10.03	2.89	13.94	6.15	4.49	2.13	7.86
5	Chhattisgarh	2.25	4.17	2.12	3.89	4.49	1.89	2.65
6	Goa	0.09	0.10	0.01	0.01	1.71	0.00	0.14
7	Gujarat	4.29	5.96	3.05	4.31	4.49	0.00	3.70
8	Haryana	2.03	1.34	1.12	1.53	4.49	0.57	1.72
9	Himachal Pradesh	0.74	1.73	0.62	0.78	3.99	0.00	0.88
10	Jammu & Kashmir	1.03	6.92	0.96	0.81	0.94	0.17	1.46
11	Jharkhand	2.83	2.44	3.04	4.33	0.00	0.07	2.41
12	Karnataka	4.71	5.83	4.21	4.46	3.99	20.93	7.14
13	Kerala	3.18	1.11	3.13	1.38	3.49	5.10	3.09
14	Madhya Pradesh	5.99	9.42	6.37	8.75	4.49	5.67	6.52
15	Maharashtra	7.53	9.39	7.06	6.47	4.49	16.26	8.72
16	Manipur	0.23	0.69	0.25	0.35	2.07	0.00	0.35
17	Meghalaya	0.25	0.69	0.21	0.81	3.99	0.00	0.50
18	Mizoram	0.06	0.64	0.05	0.21	3.99	0.00	0.32
19	Nagaland	0.22	0.51	0.24	0.74	4.49	0.00	0.48
20	Orissa	4.22	4.78	4.36	6.23	4.49	1.58	4.11
21	Punjab	2.17	1.51	0.19	2.53	3.49	0.67	1.78
22	Rajasthan	5.84	10.53	6.18	6.89	4.49	4.93	6.25
23	Sikkim	0.06	0.22	0.07	0.06	4.49	0.00	0.29
24	Tamil Nadu	4.71	3.67	4.30	4.22	4.49	7.26	4.89
25	Tripura	0.36	0.32	0.36	0.68	2.99	0.00	0.47
26	Uttar Pradesh	17.77	7.33	21.02	14.73	4.49	14.03	15.52
27	Uttarakhand	0.85	1.65	0.83	0.71	2.00	0.62	0.94
28	West Bengal	7.80	2.67	7.26	9.37	4.49	3.47	6.57
	Total	100.00	100.00	100.00	100.00	100.00	100.00	100

Source: Annexes 10.7, 10.9a, 10.9b, 10.9c, 10.10a, 10.11a

State-wise Allocation to ULBs

Sl. No.	States	Proportion of Urban Population (2001)	Proportion of Urban Area (2001)	Distance from Highest PCGSDP (Net of Primary)	FC Utilisation Index	Index of Devolution	State share
	Weights (per cent)	0.5	0.1	0.2	0.05	0.15	1
1	Andhra Pradesh	7.66	6.18	7.12	4.68	14.64	8.30
2	Arunachal Pradesh	0.08	0.00	0.08	1.56	0.00	0.14
3	Assam	1.27	1.25	0.92	3.12	0.00	1.10
4	Bihar	3.20	2.34	3.81	4.68	2.13	3.15
5	Chhattisgarh	1.54	2.43	1.50	4.16	1.89	1.81
6	Goa	0.25	0.66	0.04	3.12	0.00	0.35
7	Gujarat	6.97	6.80	6.17	4.68	0.00	5.63
8	Haryana	2.25	1.66	1.34	4.68	0.57	1.88
9	Himachal Pradesh	0.22	0.31	0.04	4.16	0.00	0.36
10	Jammu & Kashmir	0.93	1.24	0.96	1.56	0.17	0.88
11	Jharkhand	2.21	2.33	2.28	0.77	0.07	1.84
12	Karnataka	6.62	6.72	6.45	4.16	20.93	8.62
13	Kerala	3.04	4.23	1.25	3.64	5.10	3.14
14	Madhya Pradesh	5.88	9.05	7.81	4.16	5.67	6.47
15	Maharashtra	15.14	9.57	13.02	3.64	16.26	13.75
16	Manipur	0.21	0.18	0.24	3.64	0.00	0.35
17	Meghalaya	0.17	0.30	0.13	4.16	0.00	0.35
18	Mizoram	0.16	0.77	0.21	4.16	0.00	0.41
19	Nagaland	0.13	0.20	0.07	4.68	0.00	0.33
20	Orissa	2.03	3.63	1.62	4.16	1.58	2.15
21	Punjab	3.04	2.71	2.97	4.68	0.67	2.72
22	Rajasthan	4.87	7.06	5.27	4.68	4.93	5.17
23	Sikkim	0.02	0.00	0.00	0.00	0.00	0.01
24	Tamil Nadu	10.12	16.30	11.25	4.68	7.26	10.26
25	Tripura	0.20	0.18	0.09	2.08	0.00	0.24
26	Uttar Pradesh	12.72	8.53	16.25	4.16	14.03	12.78
27	Uttarakhand	0.80	1.04	0.74	1.56	0.62	0.82
28	West Bengal	8.26	4.32	8.37	4.68	3.47	6.99
	Total	100.00	100.00	100.00	100.00	100.00	100.00

Source: Annexes 10.7, 10.9a, 10.9c, 10.10b, 10.11b

Annex 10.14

(Para 10.159)

State-wise Composite Percentage Share

SL. No	State	PRI(%)	PRI (Composite Percentage)	ULB (%)	ULB (Composite Percentage)	States Share (Composite Percentage)
1	Andhra Pradesh	8.29	6.07	8.30	2.23	8.29
2	Arunachal Pradesh	0.43	0.32	0.14	0.04	0.35
3	Assam	2.50	1.83	1.10	0.29	2.13
4	Bihar	7.86	5.75	3.15	0.84	6.59
5	Chhattisgarh	2.65	1.94	1.81	0.48	2.42
6	Goa	0.14	0.10	0.35	0.10	0.20
7	Gujarat	3.70	2.71	5.63	1.51	4.22
8	Haryana	1.72	1.26	1.88	0.50	1.77
9	Himachal Pradesh	0.88	0.65	0.36	0.10	0.74
10	Jammu & Kashmir	1.46	1.07	0.88	0.24	1.30
11	Jharkhand	2.41	1.76	1.84	0.49	2.25
12	Karnataka	7.14	5.23	8.62	2.31	7.54
13	Kerala	3.09	2.26	3.14	0.84	3.11
14	Madhya Pradesh	6.52	4.77	6.47	1.73	6.51
15	Maharashtra	8.72	6.38	13.75	3.69	10.07
16	Manipur	0.35	0.25	0.35	0.09	0.35
17	Meghalaya	0.50	0.36	0.35	0.09	0.46
18	Mizoram	0.32	0.23	0.41	0.11	0.34
19	Nagaland	0.48	0.35	0.33	0.09	0.44
20	Orissa	4.11	3.01	2.15	0.58	3.58
21	Punjab	1.78	1.31	2.72	0.73	2.04
22	Rajasthan	6.25	4.57	5.17	1.39	5.96
23	Sikkim	0.29	0.21	0.01	0.00	0.22
24	Tamil Nadu	4.89	3.58	10.26	2.75	6.33
25	Tripura	0.47	0.34	0.24	0.06	0.41
26	Uttar Pradesh	15.52	11.36	12.78	3.43	14.79
27	Uttarakhand	0.94	0.69	0.82	0.22	0.91
28	West Bengal	6.57	4.81	6.99	1.87	6.68
Total		100	73.18	100.00	26.82	100.00

Source: Annexes 10.12, 10.13

Note: The composite percentages are obtained for share of rural and urban population by the 2001 Census.

State-wise Composite Share - General Basic Grant

Sl. States No.	(Rs. crore)									
	PRI	ULB	Total	2010-11	2011-12	2012-13	2013-14	2014-15	2015-16	Total
1 Andhra Pradesh	6.066	2.227	8.293	665.3	771.5	901.7	1068.4	1265.0	4671.9	
2 Arunachal Pradesh	0.318	0.037	0.355	28.5	33.0	38.6	45.7	54.1	199.9	
3 Assam	1.831	0.294	2.125	170.5	197.7	231.1	273.8	324.1	1197.2	
4 Bihar	5.750	0.844	6.595	529.0	613.5	717.1	849.6	1005.9	3715.2	
5 Chhattisgarh	1.939	0.484	2.423	194.4	225.4	263.5	312.2	369.6	1365.2	
6 Goa	0.105	0.095	0.200	16.0	18.6	21.7	25.7	30.4	112.4	
7 Gujarat	2.708	1.511	4.219	338.4	392.5	458.7	543.5	643.5	2376.7	
8 Haryana	1.261	0.504	1.766	141.6	164.3	192.0	227.5	269.3	994.7	
9 Himachal Pradesh	0.646	0.095	0.742	59.5	69.0	80.7	95.6	113.2	417.9	
10 Jammu & Kashmir	1.066	0.237	1.303	104.5	121.2	141.7	167.9	198.7	734.0	
11 Jharkhand	1.760	0.494	2.254	180.9	209.7	245.1	290.4	343.9	1270.0	
12 Karnataka	5.228	2.312	7.540	604.9	701.5	819.9	971.4	1150.1	4247.7	
13 Kerala	2.263	0.843	3.106	249.2	289.0	337.7	400.1	473.8	1749.7	
14 Madhya Pradesh	4.775	1.734	6.509	522.2	605.5	707.7	838.5	992.8	3666.8	
15 Maharashtra	6.382	3.688	10.070	807.9	936.9	1095.0	1297.3	1536.1	5673.1	
16 Manipur	0.254	0.095	0.349	28.0	32.5	38.0	45.0	53.3	196.7	
17 Meghalaya	0.363	0.093	0.456	36.6	42.5	49.6	58.8	69.6	257.2	
18 Mizoram	0.234	0.109	0.343	27.5	31.9	37.3	44.2	52.3	193.3	
19 Nagaland	0.354	0.089	0.443	35.6	41.2	48.2	57.1	67.6	249.7	
20 Orissa	3.007	0.576	3.583	287.5	333.4	389.6	461.6	546.6	2018.6	
21 Punjab	1.306	0.730	2.035	163.3	189.4	221.3	262.2	310.5	1146.7	
22 Rajasthan	4.571	1.386	5.957	477.9	554.2	647.8	767.5	908.7	3356.1	
23 Sikkim	0.214	0.003	0.217	17.4	20.2	23.6	28.0	33.1	122.4	
24 Tamil Nadu	3.579	2.753	6.332	508.0	589.1	688.5	815.8	965.9	3567.3	
25 Tripura	0.340	0.065	0.405	32.5	37.7	44.1	52.2	61.8	228.2	
26 Uttar Pradesh	11.360	3.427	14.787	1186.2	1375.7	1607.8	1905.0	2255.5	8330.2	
27 Uttarakhand	0.686	0.221	0.907	72.7	84.4	98.6	116.8	138.3	510.8	
28 West Bengal	4.810	1.875	6.685	536.3	621.9	726.9	861.2	1019.7	3765.9	
Total	73.177	26.823	100.000	8022.3	9303.2	10873.4	12883.0	15253.5	56335.4	

Source: Annex 10.14 and Table 10.4

Annex 10.15b
(Para 10.159)

State-wise Composite Share - General Performance Grant

Sl. States No.	(Rs. crore)										Total	2010-11	2011-12	2012-13	2013-14	2014-15	Total
	PRI	ULB	Percentage	Total	2012-13	2013-14	2014-15	Total									
1 Andhra Pradesh	6.066	2.227	8.293	0.0	263.8	618.8	729.9	861.0	2473.5								
2 Arunachal Pradesh	0.318	0.037	0.355	0.0	11.3	26.5	31.2	36.8	105.8								
3 Assam	1.831	0.294	2.125	0.0	67.6	158.6	187.0	220.6	633.8								
4 Bihar	5.750	0.844	6.595	0.0	209.8	492.1	580.4	684.7	1967.0								
5 Chhattisgarh	1.939	0.484	2.423	0.0	77.1	180.8	213.3	251.6	722.8								
6 Goa	0.105	0.095	0.200	0.0	6.3	14.9	17.6	20.7	59.5								
7 Gujarat	2.708	1.511	4.219	0.0	134.2	314.8	371.3	438.0	1258.3								
8 Haryana	1.261	0.504	1.766	0.0	56.2	131.7	155.4	183.3	526.6								
9 Himachal Pradesh	0.646	0.095	0.742	0.0	23.6	55.4	65.3	77.0	221.3								
10 Jammu & Kashmir	1.066	0.237	1.303	0.0	41.4	97.2	114.7	135.3	388.6								
11 Jharkhand	1.760	0.494	2.254	0.0	71.7	168.2	198.4	234.0	672.4								
12 Karnataka	5.228	2.312	7.540	0.0	239.8	562.6	663.6	782.8	2248.9								
13 Kerala	2.263	0.843	3.106	0.0	98.8	231.8	273.4	322.5	926.4								
14 Madhya Pradesh	4.775	1.734	6.509	0.0	207.0	485.7	572.9	675.7	1941.3								
15 Maharashtra	6.382	3.688	10.070	0.0	320.3	751.4	886.3	1045.5	3003.6								
16 Manipur	0.254	0.095	0.349	0.0	11.1	26.1	30.7	36.3	104.2								
17 Meghalaya	0.363	0.093	0.456	0.0	14.5	34.1	40.2	47.4	136.1								
18 Mizoram	0.234	0.109	0.343	0.0	10.9	25.6	30.2	35.6	102.3								
19 Nagaland	0.354	0.089	0.443	0.0	14.1	33.1	39.0	46.0	132.2								
20 Orissa	3.007	0.576	3.583	0.0	114.0	267.4	315.4	372.0	1068.7								
21 Punjab	1.306	0.730	2.035	0.0	64.7	151.9	179.2	211.3	607.1								
22 Rajasthan	4.571	1.386	5.957	0.0	189.5	444.5	524.3	618.5	1776.8								
23 Sikkim	0.214	0.003	0.217	0.0	6.9	16.2	19.1	22.6	64.8								
24 Tamil Nadu	3.579	2.753	6.332	0.0	201.4	472.5	557.3	657.4	1888.6								
25 Tripura	0.340	0.065	0.405	0.0	12.9	30.2	35.7	42.1	120.8								
26 Uttar Pradesh	11.360	3.427	14.787	0.0	470.4	1103.4	1301.5	1535.1	4410.3								
27 Uttarakhand	0.686	0.221	0.907	0.0	28.8	67.7	79.8	94.1	270.4								
28 West Bengal	4.810	1.875	6.685	0.0	212.6	498.8	588.4	694.0	1993.8								
Total	73.177	26.823	100.000	0.0	3180.9	7461.8	8801.6	10381.9	29826.1								

Source: Annex 10.14 and Table 10.4

State-wise Composite Share - Special Areas Basic Grant

(Rs. crore)

Sl. No.	States	2010-11	2011-12	2012-13	2013-14	2014-15	Total
1	Andhra Pradesh	5.9	5.9	5.9	5.9	5.9	29.3
2	Arunachal Pradesh	0.0	0.0	0.0	0.0	0.0	0.0
3	Assam	7.3	7.3	7.3	7.3	7.3	36.4
4	Bihar	0.0	0.0	0.0	0.0	0.0	0.0
5	Chhattisgarh	21.1	21.1	21.1	21.1	21.1	105.5
6	Goa	0.0	0.0	0.0	0.0	0.0	0.0
7	Gujarat	14.4	14.4	14.4	14.4	14.4	72.1
8	Haryana	0.0	0.0	0.0	0.0	0.0	0.0
9	Himachal Pradesh	0.3	0.3	0.3	0.3	0.3	1.4
10	Jammu & Kashmir	0.0	0.0	0.0	0.0	0.0	0.0
11	Jharkhand	35.0	35.0	35.0	35.0	35.0	175.0
12	Karnataka	0.0	0.0	0.0	0.0	0.0	0.0
13	Kerala	0.0	0.0	0.0	0.0	0.0	0.0
14	Madhya Pradesh	26.5	26.5	26.5	26.5	26.5	132.6
15	Maharashtra	7.9	7.9	7.9	7.9	7.9	39.4
16	Manipur	1.8	1.8	1.8	1.8	1.8	8.8
17	Meghalaya	4.6	4.6	4.6	4.6	4.6	23.0
18	Mizoram	1.8	1.8	1.8	1.8	1.8	8.9
19	Nagaland	4.0	4.0	4.0	4.0	4.0	19.9
20	Orissa	21.6	21.6	21.6	21.6	21.6	108.0
21	Punjab	0.0	0.0	0.0	0.0	0.0	0.0
22	Rajasthan	3.6	3.6	3.6	3.6	3.6	18.2
23	Sikkim	0.0	0.0	0.0	0.0	0.0	0.0
24	Tamil Nadu	0.0	0.0	0.0	0.0	0.0	0.0
25	Tripura	2.4	2.4	2.4	2.4	2.4	12.2
26	Uttar Pradesh	0.0	0.0	0.0	0.0	0.0	0.0
27	Uttarakhand	0.0	0.0	0.0	0.0	0.0	0.0
28	West Bengal	1.6	1.6	1.6	1.6	1.6	7.9
	Total	159.7	159.7	159.7	159.7	159.7	798.3

Source: Annex 10.6 and Table 10.4

Annex 10.15d

(Para 10.159)

State-wise Composite Share - Special Areas Performance Grant and Aggregate Grant

(Rs. crore)

Sl. States No.	2010-11	2011-12	2012-13	2013-14	2014-15	Total	Aggregate Grant to Local Bodies		
							PRI Total	ULB Total	Special Areas Grant
1 Andhra Pradesh	0.0	2.9	5.9	5.9	5.9	20.5	5226.2	1919.2	49.8
2 Arunachal Pradesh	0.0	0.0	0.0	0.0	0.0	0.0	274.1	31.6	0.0
3 Assam	0.0	3.6	7.3	7.3	7.3	25.5	1577.4	253.6	61.8
4 Bihar	0.0	0.0	0.0	0.0	0.0	0.0	4954.5	727.6	0.0
5 Chhattisgarh	0.0	10.5	21.1	21.1	21.1	73.8	1670.7	417.2	179.3
6 Goa	0.0	0.0	0.0	0.0	0.0	0.0	90.1	81.9	0.0
7 Gujarat	0.0	7.2	14.4	14.4	14.4	50.5	2332.8	1302.2	122.6
8 Haryana	0.0	0.0	0.0	0.0	0.0	0.0	1086.7	434.6	0.0
9 Himachal Pradesh	0.0	0.1	0.3	0.3	0.3	1.0	556.9	82.3	2.3
10 Jammu & Kashmir	0.0	0.0	0.0	0.0	0.0	0.0	918.3	204.3	0.0
11 Jharkhand	0.0	17.5	35.0	35.0	35.0	122.5	1516.6	425.8	297.4
12 Karnataka	0.0	0.0	0.0	0.0	0.0	0.0	4504.8	1991.9	0.0
13 Kerala	0.0	0.0	0.0	0.0	0.0	0.0	1950.2	725.9	0.0
14 Madhya Pradesh	0.0	13.3	26.5	26.5	26.5	92.8	4113.8	1494.3	225.3
15 Maharashtra	0.0	3.9	7.9	7.9	7.9	27.6	5498.6	3178.1	67.0
16 Manipur	0.0	0.9	1.8	1.8	1.8	6.2	219.2	81.7	15.0
17 Meghalaya	0.0	2.3	4.6	4.6	4.6	16.1	313.0	80.3	39.1
18 Mizoram	0.0	0.9	1.8	1.8	1.8	6.2	201.3	94.3	15.1
19 Nagaland	0.0	2.0	4.0	4.0	4.0	13.9	305.4	76.5	33.8
20 Orissa	0.0	10.8	21.6	21.6	21.6	75.6	2591.2	496.1	183.6
21 Punjab	0.0	0.0	0.0	0.0	0.0	0.0	1125.1	628.7	0.0
22 Rajasthan	0.0	1.8	3.6	3.6	3.6	12.7	3938.7	1194.3	30.9
23 Sikkim	0.0	0.0	0.0	0.0	0.0	0.0	184.5	2.7	0.0
24 Tamil Nadu	0.0	0.0	0.0	0.0	0.0	0.0	3083.9	2372.0	0.0
25 Tripura	0.0	1.2	2.4	2.4	2.4	8.5	293.4	55.7	20.7
26 Uttar Pradesh	0.0	0.0	0.0	0.0	0.0	0.0	9787.7	2952.8	0.0
27 Uttarakhand	0.0	0.0	0.0	0.0	0.0	0.0	591.0	190.2	0.0
28 West Bengal	0.0	0.8	1.6	1.6	1.6	5.5	4144.3	1615.4	13.4
Total	0.0	79.8	159.7	159.7	159.7	558.8	63050.5	23111.0	1357.1

Source: Annex 10.6 and Table 10.4

State Disaster Relief Fund 2010-15

(Rs. crore)

Sl. No.	State	2010-11	2011-12	2012-13	2013-14	2014-15	Total 2010-15
1		2	3	4	5	6	7
1	Andhra Pradesh	508.84	534.28	560.99	589.04	618.49	2811.64
2	Arunachal Pradesh	36.74	38.58	40.51	42.54	44.67	203.04
3	Assam	263.77	276.96	290.81	305.35	320.62	1457.51
4	Bihar	334.49	351.21	368.77	387.21	406.57	1848.25
5	Chhattisgarh	151.32	158.89	166.83	175.17	183.93	836.14
6	Goa	2.96	3.11	3.27	3.43	3.60	16.37
7	Gujarat	502.12	527.23	553.59	581.27	610.33	2774.54
8	Haryana	192.90	202.55	212.68	223.31	234.48	1065.92
9	Himachal Pradesh	130.76	137.30	144.17	151.38	158.95	722.56
10	Jammu & Kashmir	172.46	181.08	190.13	199.64	209.62	952.93
11	Jharkhand	259.45	272.42	286.04	300.34	315.36	1433.61
12	Karnataka	160.96	169.01	177.46	186.33	195.65	889.41
13	Kerala	131.08	137.63	144.51	151.74	159.33	724.29
14	Madhya Pradesh	392.75	412.39	433.01	454.66	477.39	2170.20
15	Maharashtra	442.69	464.82	488.06	512.46	538.08	2446.11
16	Manipur	7.22	7.58	7.96	8.36	8.78	39.90
17	Meghalaya	14.65	15.38	16.15	16.96	17.81	80.95
18	Mizoram	8.55	8.98	9.43	9.90	10.40	47.26
19	Nagaland	4.97	5.22	5.48	5.75	6.04	27.46
20	Orissa	391.58	411.16	431.72	453.31	475.98	2163.75
21	Punjab	222.92	234.07	245.77	258.06	270.96	1231.78
22	Rajasthan	600.66	630.69	662.22	695.33	730.10	3319.00
23	Sikkim	22.75	23.89	25.08	26.33	27.65	125.70
24	Tamil Nadu	293.52	308.20	323.61	339.79	356.78	1621.90
25	Tripura	19.31	20.28	21.29	22.35	23.47	106.70
26	Uttar Pradesh	385.39	404.66	424.89	446.13	468.44	2129.51
27	Uttarakhand	117.66	123.54	129.72	136.21	143.02	650.15
28	West Bengal	304.83	320.07	336.07	352.87	370.51	1684.35
	Total	6077.30	6381.18	6700.22	7035.22	7387.01	33580.93

Grant for Capacity Building

(Rs. crore)

Sl. No.	State	2010-11	2011-12	2012-13	2013-14	2014-15	Total 2010-15
1	2	3	4	5	6	7	
1	Andhra Pradesh	6.00	6.00	6.00	6.00	6.00	30.00
2	Arunachal Pradesh	1.00	1.00	1.00	1.00	1.00	5.00
3	Assam	5.00	5.00	5.00	5.00	5.00	25.00
4	Bihar	5.00	5.00	5.00	5.00	5.00	25.00
5	Chhattisgarh	4.00	4.00	4.00	4.00	4.00	20.00
6	Goa	1.00	1.00	1.00	1.00	1.00	5.00
7	Gujarat	6.00	6.00	6.00	6.00	6.00	30.00
8	Haryana	5.00	5.00	5.00	5.00	5.00	25.00
9	Himachal Pradesh	4.00	4.00	4.00	4.00	4.00	20.00
10	Jammu & Kashmir	4.00	4.00	4.00	4.00	4.00	20.00
11	Jharkhand	5.00	5.00	5.00	5.00	5.00	25.00
12	Karnataka	4.00	4.00	4.00	4.00	4.00	20.00
13	Kerala	4.00	4.00	4.00	4.00	4.00	20.00
14	Madhya Pradesh	5.00	5.00	5.00	5.00	5.00	25.00
15	Maharashtra	5.00	5.00	5.00	5.00	5.00	25.00
16	Manipur	1.00	1.00	1.00	1.00	1.00	5.00
17	Meghalaya	1.00	1.00	1.00	1.00	1.00	5.00
18	Mizoram	1.00	1.00	1.00	1.00	1.00	5.00
19	Nagaland	1.00	1.00	1.00	1.00	1.00	5.00
20	Orissa	5.00	5.00	5.00	5.00	5.00	25.00
21	Punjab	5.00	5.00	5.00	5.00	5.00	25.00
22	Rajasthan	6.00	6.00	6.00	6.00	6.00	30.00
23	Sikkim	1.00	1.00	1.00	1.00	1.00	5.00
24	Tamil Nadu	5.00	5.00	5.00	5.00	5.00	25.00
25	Tripura	1.00	1.00	1.00	1.00	1.00	5.00
26	Uttar Pradesh	5.00	5.00	5.00	5.00	5.00	25.00
27	Uttarakhand	4.00	4.00	4.00	4.00	4.00	20.00
28	West Bengal	5.00	5.00	5.00	5.00	5.00	25.00
Total		105.00	105.00	105.00	105.00	105.00	525.00

Annex 12.1

(Para 12.23)

Grants-in-Aid for Elementary Education (Major Head 2202, Sub-major Head-01)

(Rs. crore)

	State	2010-11	2011-12	2012-13	2013-14	2014-15	Total
1	Andhra Pradesh	170	179	188	198	207	942
2	Arunachal Pradesh	4	4	5	5	6	24
3	Assam	31	40	49	59	59	238
4	Bihar	585	699	818	946	970	4018
5	Chhattisgarh	136	154	173	194	200	857
6	Goa	2	2	2	2	3	11
7	Gujarat	72	85	98	113	115	483
8	Haryana	40	43	46	49	51	229
9	Himachal Pradesh	20	21	23	24	25	113
10	Jammu & Kashmir	80	85	90	95	99	449
11	Jharkhand	223	266	311	359	369	1528
12	Karnataka	104	119	135	152	157	667
13	Kerala	25	27	28	29	31	140
14	Madhya Pradesh	320	384	452	523	537	2216
15	Maharashtra	131	140	149	159	165	744
16	Manipur	3	3	3	3	3	15
17	Meghalaya	9	10	10	11	12	52
18	Mizoram	1	1	1	1	1	5
19	Nagaland	1	1	1	2	2	7
20	Orissa	170	187	204	223	232	1016
21	Punjab	36	41	45	50	52	224
22	Rajasthan	287	320	356	394	409	1766
23	Sikkim	1	1	1	1	1	5
24	Tamil Nadu	111	126	141	158	164	700
25	Tripura	4	4	5	5	5	23
26	Uttar Pradesh	723	871	1027	1192	1227	5040
27	Uttarakhand	31	35	40	45	46	197
28	West Bengal	355	416	480	548	560	2359
	All States	3675	4264	4881	5540	5708	24068

Grants-in-Aid for Forests

(Rs. crore)

State	2010-11	2011-12	2012-13	2013-14	2014-15	2010-15
1 Andhra Pradesh	33.58	33.58	67.16	67.16	67.16	268.64
2 Arunachal Pradesh	90.98	90.98	181.96	181.96	181.96	727.84
3 Assam	23.08	23.08	46.16	46.16	46.16	184.64
4 Bihar	4.80	4.80	9.60	9.60	9.60	38.40
5 Chhattisgarh	51.39	51.39	102.78	102.78	102.78	411.12
6 Goa	4.61	4.61	9.22	9.22	9.22	36.88
7 Gujarat	10.24	10.24	20.48	20.48	20.48	81.92
8 Haryana	1.10	1.10	2.20	2.20	2.20	8.80
9 Himachal Pradesh	12.58	12.58	25.16	25.16	25.16	100.64
10 Jammu & Kashmir	16.63	16.63	33.26	33.26	33.26	133.04
11 Jharkhand	18.93	18.93	37.86	37.86	37.86	151.44
12 Karnataka	27.63	27.63	55.26	55.26	55.26	221.04
13 Kerala	16.94	16.94	33.88	33.88	33.88	135.52
14 Madhya Pradesh	61.29	61.29	122.58	122.58	122.58	490.32
15 Maharashtra	38.70	38.70	77.40	77.40	77.40	309.60
16 Manipur	18.79	18.79	37.58	37.58	37.58	150.32
17 Meghalaya	21.01	21.01	42.02	42.02	42.02	168.08
18 Mizoram	21.40	21.40	42.80	42.80	42.80	171.20
19 Nagaland	17.32	17.32	34.64	34.64	34.64	138.56
20 Orissa	41.37	41.37	82.74	82.74	82.74	330.96
21 Punjab	1.15	1.15	2.30	2.30	2.30	9.20
22 Rajasthan	11.04	11.04	22.08	22.08	22.08	88.32
23 Sikkim	5.07	5.07	10.14	10.14	10.14	40.56
24 Tamil Nadu	17.81	17.81	35.62	35.62	35.62	142.48
25 Tripura	11.94	11.94	23.88	23.88	23.88	95.52
26 Uttar Pradesh	10.06	10.06	20.12	20.12	20.12	80.48
27 Uttarakhand	25.68	25.68	51.36	51.36	51.36	205.44
28 West Bengal	9.88	9.88	19.76	19.76	19.76	79.04
Total	625.00	625.00	1250.00	1250.00	1250.00	5000.00

Annex 12.3

(Para 12.47)

**Projections for Non-plan Revenue Expenditure under Forestry and Wildlife
(Major Head 2406)**

(Rs. crore)

State	2010-11	2011-12	2012-13	2013-14	2014-15
1 Andhra Pradesh	189.40	204.55	220.92	238.59	257.68
2 Arunachal Pradesh	36.95	39.90	43.10	46.55	50.27
3 Assam	152.17	164.35	177.49	191.69	207.03
4 Bihar	45.40	49.03	52.95	57.19	61.76
5 Chhattisgarh	345.77	373.43	403.31	435.57	470.42
6 Goa	8.83	9.54	10.30	11.12	12.01
7 Gujarat	173.65	187.54	202.55	218.75	236.25
8 Haryana	61.88	66.83	72.18	77.95	84.19
9 Himachal Pradesh	144.45	156.00	168.48	181.96	196.52
10 Jammu & Kashmir	300.15	324.16	350.10	378.10	408.35
11 Jharkhand	89.86	97.05	104.81	113.20	122.26
12 Karnataka	274.34	296.29	319.99	345.59	373.24
13 Kerala	146.06	157.74	170.36	183.99	198.71
14 Madhya Pradesh	534.51	577.27	623.45	673.32	727.19
15 Maharashtra	523.14	565.00	610.20	659.01	711.73
16 Manipur	8.63	9.32	10.07	10.88	11.75
17 Meghalaya	33.28	35.95	38.82	41.93	45.28
18 Mizoram	13.85	14.96	16.16	17.45	18.84
19 Nagaland	17.68	19.09	20.62	22.27	24.05
20 Orissa	107.80	116.42	125.74	135.80	146.66
21 Punjab	33.09	35.73	38.59	41.68	45.02
22 Rajasthan	207.40	223.99	241.91	261.26	282.16
23 Sikkim	13.75	14.85	16.03	17.32	18.70
24 Tamil Nadu	111.30	120.20	129.82	140.20	151.42
25 Tripura	31.41	33.92	36.63	39.56	42.73
26 Uttar Pradesh	228.33	246.59	266.32	287.63	310.64
27 Uttarakhand	202.51	218.71	236.21	255.11	275.51
28 West Bengal	165.30	178.53	192.81	208.23	224.89
Total	4200.88	4536.95	4899.91	5291.90	5715.25

Preconditions for Release :

Year	Condition
2011-12	(a) 2011-12 (BE) net of grants should not be less than the projected NPRE for 2011-12 (b) 2010-11 (RE) net of grants should not be less than the projected NPRE for 2010-11
2012-13	(a) 2012-13 (BE) net of grants should not be less than the projected NPRE for 2012-13 (b) 2011-12 (RE) net of grants should not be less than the projected NPRE for 2011-12 (c) 2010-11 (Actuals) net of grants should not be less than the projected NPRE for 2010-11
2013-14	(a) 2013-14 (BE) net of grants should not be less than the projected NPRE for 2013-14 (b) 2012-13 (RE) net of grants should not be less than the projected NPRE for 2012-13 (c) 2011-12 (Actuals) net of grants should not be less than the projected NPRE for 2011-12
2014-15	(a) 2014-15 (BE) net of grants should not be less than the projected NPRE for 2014-15 (b) 2013-14 (RE) net of grants should not be less than the projected NPRE for 2013-14 (c) 2012-13 (Actuals) net of grants should not be less than the projected NPRE for 2012-13

Annex 12.4
(Para 12.54)

Sample Calculations for Assumed Achievement during Award Period

S. States No.	Total Potential (MW)	Total Installed Capacity (as on 31 March 2009) (MW)	Total Achieve- ment in Capacity (MW)	Un- Category achieved- Capacity (MW)	Assumed State Achieve- ment (MW)	Capacity Addition as Ratio of Un- achieved Capacity (MW)	State's Share (I)	Grants Rs. cr. (I)	Capacity Added as % of Total Capacity Addition	State's Share (II)	Grants Rs. cr. (II)	Total Grant Before Cap (I+II)	Incen- tive per MW (Rs. cr.) (before cap)	Caps /MW (Rs. cr. for GCS; (I+II)	Total Grant Rs. cr. After 1.25
1	9174	638	8536	Gen	500	0.059	1.78	22.22	8.33	8.33	312.29	334.51	0.669	0.669	334.51
2	1243	61	1182	Spl	150	0.127	3.85	48.15	2.50	2.50	93.69	141.84	0.946	0.946	141.84
3	120	27	93	Spl	10	0.108	3.27	40.83	0.17	0.17	6.25	47.08	4.708	1.500	15.00
4	149	55	94	Gen	20	0.212	6.43	80.36	0.33	0.33	12.49	92.85	4.643	1.250	25.00
5	704	174	530	Gen	100	0.189	5.73	71.59	1.67	1.67	62.46	134.05	1.340	1.250	125.00
6	5	0	5	Gen	1	0.202	6.13	76.63	0.02	0.02	0.62	77.25	77.253	1.250	1.25
7	10992	1440	9552	Gen	800	0.084	2.54	31.77	13.32	13.32	499.67	531.44	0.664	0.664	531.44
8	1341	69	1272	Gen	100	0.079	2.39	29.81	1.67	1.67	62.46	92.27	0.923	0.923	92.27
9	2019	240	1779	Spl	200	0.112	3.41	42.64	3.33	3.33	124.92	167.56	0.838	0.838	167.56
10	1294	112	1182	Spl	125	0.106	3.21	40.11	2.08	2.08	78.07	118.19	0.945	0.945	118.19
11	170	4	166	Gen	20	0.121	3.66	45.71	0.33	0.33	12.49	58.21	2.910	1.250	25.00
12	9510	2022	7488	Gen	800	0.107	3.24	40.53	13.32	13.32	499.67	540.19	0.675	0.675	540.19
13	2349	157	2192	Gen	200	0.091	2.77	34.61	3.33	3.33	124.92	159.52	0.798	0.798	159.52
14	7076	260	6816	Gen	500	0.073	2.23	27.82	8.33	8.33	312.29	340.12	0.680	0.680	340.12
15	5916	2205	3711	Gen	500	0.135	4.09	51.10	8.33	8.33	312.29	363.39	0.727	0.727	363.39
16	92	5	87	Spl	5	0.058	1.75	21.91	0.08	0.08	3.12	25.04	5.007	1.500	7.50
17	197	31	166	Spl	20	0.121	3.66	45.71	0.33	0.33	12.49	58.21	2.910	1.500	30.00
18	136	24	112	Spl	10	0.090	2.72	34.01	0.17	0.17	6.25	40.26	4.026	1.500	15.00
19	149	29	120	Spl	10	0.083	2.52	31.52	0.17	0.17	6.25	37.77	3.777	1.500	15.00
20	1918	44	1874	Gen	100	0.053	1.62	20.24	1.67	1.67	62.46	82.70	0.827	0.827	82.70
21	3415	152	3263	Gen	200	0.061	1.86	23.25	3.33	3.33	124.92	148.17	0.741	0.741	148.17
22	6428	726	5702	Gen	500	0.088	2.66	33.26	8.33	8.33	312.29	345.55	0.691	0.691	345.55
23	214	47	167	Spl	30	0.180	5.45	68.18	0.50	0.50	18.74	86.92	2.897	1.500	45.00
24	4390	4531	0	Gen	600	0.212	6.43	80.41	9.99	9.99	374.75	455.16	0.759	0.759	455.16
25	31	16	15	Spl	3	0.200	6.07	75.86	0.05	0.05	1.87	77.74	25.912	1.500	4.50
26	2567	398	2169	Gen	200	0.092	2.80	34.97	3.33	3.33	124.92	159.89	0.799	0.799	159.89
27	1478	128	1350	Spl	200	0.148	4.50	56.19	3.33	3.33	124.92	181.11	0.906	0.906	181.11
28	1034	100	935	Gen	100	0.107	3.25	40.59	1.67	1.67	62.46	103.05	1.030	1.030	103.05
Total	7411	13695	60558		6004	3.295	100.00	1,250.00	100.00	100.00	3,750.00	5,000.00	0.833		4,572.90

Note: Assumptions regarding Xi's are purely for illustrative purposes.

Annex 12.5

(Para 12.57)

Grants-in-Aid for Water Sector

(Rs. crore)

Sl. No.	State	2011-12	2012-13	2013-14	2014-15	Total (2010-15)
1	Andhra Pradesh	71	71	71	71	284
2	Arunachal Pradesh	2	2	2	2	8
3	Assam	22	22	22	22	88
4	Bihar	76	76	76	76	304
5	Chhattisgarh	22	22	22	22	88
6	Goa	2	2	2	2	8
7	Gujarat	59	59	59	59	236
8	Haryana	53	53	53	53	212
9	Himachal Pradesh	16	16	16	16	64
10	Jammu & Kashmir	22	22	22	22	88
11	Jharkhand	27	27	27	27	108
12	Karnataka	32	32	32	32	128
13	Kerala	44	44	44	44	176
14	Madhya Pradesh	37	37	37	37	148
15	Maharashtra	92	92	92	92	368
16	Manipur	2	2	2	2	8
17	Meghalaya	1	1	1	1	4
18	Mizoram	1	1	1	1	4
19	Nagaland	2	2	2	2	8
20	Orissa	46	46	46	46	184
21	Punjab	80	80	80	80	320
22	Rajasthan	56	56	56	56	224
23	Sikkim	1	1	1	1	4
24	Tamil Nadu	48	48	48	48	192
25	Tripura	2	2	2	2	8
26	Uttar Pradesh	341	341	341	341	1364
27	Uttarakhand	19	19	19	19	76
28	West Bengal	74	74	74	74	296
	Total	1250	1250	1250	1250	5000

**Total Projected NPRE, Normal NPRE (under Major Heads 2700, 2701 and 2702),
Recovery Rate for Irrigation and Grants-in-Aid for Water Sector**

(Rs. crore)

Sl. State No.	Items	2010-11	2011-12	2012-13	2013-14	2014-15	Total (2010-15)
1	Andhra Pradesh Normal Expenditure	613.78	644.47	676.70	710.53	746.06	3391.54
	Grant	0.00	71.00	71.00	71.00	71.00	284.00
	Total NPRE	613.78	715.47	747.70	781.53	817.06	3675.54
	Required Recovery Rate (%)	--	27.00	32.00	37.00	42.00	
2	Arunachal Pradesh Normal Expenditure	29.53	31.00	32.55	34.18	35.89	163.15
	Grant	0.00	2.00	2.00	2.00	2.00	8.00
	Total NPRE	29.53	33.00	34.55	36.18	37.89	171.15
	Required Recovery Rate (%)	--	3.00	6.00	9.00	12.00	
3	Assam Normal Expenditure	411.17	431.73	453.31	475.98	499.78	2271.97
	Grant	0.00	22.00	22.00	22.00	22.00	88.00
	Total NPRE	411.17	453.73	475.31	497.98	521.78	2359.97
	Required Recovery Rate (%)	--	3.20	6.20	9.20	12.20	
4	Bihar Normal Expenditure	854.48	897.20	942.06	989.17	1038.63	4721.54
	Grant	0.00	76.00	76.00	76.00	76.00	304.00
	Total NPRE	854.48	973.20	1018.06	1065.17	1114.63	5025.54
	Required Recovery Rate (%)	--	20.00	25.00	30.00	35.00	
5	Chhattisgarh Normal Expenditure	225.00	236.25	248.06	260.47	273.49	1243.27
	Grant	0.00	22.00	22.00	22.00	22.00	88.00
	Total NPRE	225.00	258.25	270.06	282.47	295.49	1331.27
	Required Recovery Rate (%)	--	148.00	148.00	148.00	148.00	
6	Goa Normal Expenditure	36.06	37.86	39.75	41.74	43.83	199.24
	Grant	0.00	2.00	2.00	2.00	2.00	8.00
	Total NPRE	36.06	39.86	41.75	43.74	45.83	207.24
	Required Recovery Rate (%)	--	32.00	37.00	42.00	47.00	
7	Gujarat Normal Expenditure	446.53	468.85	492.29	516.91	542.75	2467.33
	Grant	0.00	59.00	59.00	59.00	59.00	236.00
	Total NPRE	446.53	527.85	551.29	575.91	601.75	2703.33
	Required Recovery Rate (%)	--	139.00	139.00	139.00	139.00	
8	Haryana Normal Expenditure	693.48	728.15	764.56	802.79	842.92	3831.90
	Grant	0.00	53.00	53.00	53.00	53.00	212.00
	Total NPRE	693.48	781.15	817.56	855.79	895.92	4043.90
	Required Recovery Rate (%)	--	24.00	29.00	34.00	39.00	
9	Himachal Pradesh Normal Expenditure	193.16	202.82	212.96	223.60	234.78	1067.32
	Grant	0.00	16.00	16.00	16.00	16.00	64.00
	Total NPRE	193.16	218.82	228.96	239.60	250.78	1131.32
	Required Recovery Rate (%)	--	3.60	6.60	9.60	12.60	

Sl. State No.	Items	2010-11	2011-12	2012-13	2013-14	2014-15	Total (2010-15)
10 Jammu & Kashmir	Normal Expenditure	250.56	263.09	276.24	290.06	304.56	1384.51
	Grant	0.00	22.00	22.00	22.00	22.00	88.00
	Total NPPE	250.56	285.09	298.24	312.06	326.56	1472.51
	Required Recovery Rate (%)	--	4.80	7.80	10.80	13.80	
11 Jharkhand	Normal Expenditure	330.29	346.80	364.14	382.35	401.47	1825.05
	Grant	0.00	27.00	27.00	27.00	27.00	108.00
	Total NPPE	330.29	373.80	391.14	409.35	428.47	1933.05
	Required Recovery Rate (%)	--	20.00	25.00	30.00	35.00	
12 Karnataka	Normal Expenditure	358.43	376.35	395.17	414.93	435.68	1980.56
	Grant	0.00	32.00	32.00	32.00	32.00	128.00
	Total NPPE	358.43	408.35	427.17	446.93	467.68	2108.56
	Required Recovery Rate (%)	--	24.00	29.00	34.00	39.00	
13 Kerala	Normal Expenditure	297.80	312.69	328.32	344.74	361.98	1645.53
	Grant	0.00	44.00	44.00	44.00	44.00	176.00
	Total NPPE	297.80	356.69	372.32	388.74	405.98	1821.53
	Required Recovery Rate (%)	--	20.00	25.00	30.00	35.00	
14 Madhya Pradesh	Normal Expenditure	391.97	411.56	432.14	453.75	476.44	2165.86
	Grant	0.00	37.00	37.00	37.00	37.00	148.00
	Total NPPE	391.97	448.56	469.14	490.75	513.44	2313.86
	Required Recovery Rate (%)	--	24.00	29.00	34.00	39.00	
15 Maharashtra	Normal Expenditure	963.09	1011.25	1061.81	1114.90	1170.64	5321.69
	Grant	0.00	92.00	92.00	92.00	92.00	368.00
	Total NPPE	963.09	1103.25	1153.81	1206.90	1262.64	5689.69
	Required Recovery Rate (%)	--	93.00	93.00	93.00	93.00	
16 Manipur	Normal Expenditure	52.42	55.04	57.79	60.68	63.71	289.64
	Grant	0.00	2.00	2.00	2.00	2.00	8.00
	Total NPPE	52.42	57.04	59.79	62.68	65.71	297.64
	Required Recovery Rate (%)	--	24.20	27.20	30.20	33.20	
17 Meghalaya	Normal Expenditure	14.27	14.98	15.73	16.52	17.34	78.84
	Grant	0.00	1.00	1.00	1.00	1.00	4.00
	Total NPPE	14.27	15.98	16.73	17.52	18.34	82.84
	Required Recovery Rate (%)	--	3.40	6.40	9.40	12.40	
18 Mizoram	Normal Expenditure	1.95	2.05	2.15	2.26	2.37	10.78
	Grant	0.00	1.00	1.00	1.00	1.00	4.00
	Total NPPE	1.95	3.05	3.15	3.26	3.37	14.78
	Required Recovery Rate (%)	--	3.60	6.60	9.60	12.60	
19 Nagaland	Normal Expenditure	11.07	11.63	12.21	12.82	13.46	61.19
	Grant	0.00	2.00	2.00	2.00	2.00	8.00
	Total NPPE	11.07	13.63	14.21	14.82	15.46	69.19
	Required Recovery Rate (%)	--	3.10	6.10	9.10	12.10	
20 Orissa	Normal Expenditure	367.31	385.68	404.96	425.21	446.47	2029.63
	Grant	0.00	46.00	46.00	46.00	46.00	184.00
	Total NPPE	367.31	431.68	450.96	471.21	492.47	2213.63
	Required Recovery Rate (%)	--	26.00	31.00	36.00	41.00	

Thirteenth Finance Commission

Sl. State No.	Items	2010-11	2011-12	2012-13	2013-14	2014-15	Total (2010-15)
21 Punjab	Normal Expenditure	739.49	776.47	815.29	856.06	898.86	4086.17
	Grant	0.00	80.00	80.00	80.00	80.00	320.00
	Total NPPE	739.49	856.47	895.29	936.06	978.86	4406.17
	Required Recovery Rate (%)	--	20.00	25.00	30.00	35.00	
22 Rajasthan	Normal Expenditure	486.24	510.55	536.08	562.89	591.03	2686.79
	Grant	0.00	56.00	56.00	56.00	56.00	224.00
	Total NPPE	486.24	566.55	592.08	618.89	647.03	2910.79
	Required Recovery Rate (%)	--	27.00	32.00	37.00	42.00	
23 Sikkim	Normal Expenditure	2.14	2.24	2.35	2.47	2.60	11.80
	Grant	0.00	1.00	1.00	1.00	1.00	4.00
	Total NPPE	2.14	3.24	3.35	3.47	3.60	15.80
	Required Recovery Rate (%)	--	9.60	12.60	15.60	18.60	
24 Tamil Nadu	Normal Expenditure	430.12	451.62	474.20	497.91	522.81	2376.66
	Grant	0.00	48.00	48.00	48.00	48.00	192.00
	Total NPPE	430.12	499.62	522.20	545.91	570.81	2568.66
	Required Recovery Rate (%)	--	20.00	25.00	30.00	35.00	
25 Tripura	Normal Expenditure	31.35	32.92	34.56	36.29	38.11	173.23
	Grant	0.00	2.00	2.00	2.00	2.00	8.00
	Total NPPE	31.35	34.92	36.56	38.29	40.11	181.23
	Required Recovery Rate (%)	--	4.20	7.20	10.20	13.20	
26 Uttar Pradesh	Normal Expenditure	2853.66	2996.34	3146.16	3303.47	3468.64	15768.27
	Grant	0.00	341.00	341.00	341.00	341.00	1364.00
	Total NPPE	2853.66	3337.34	3487.16	3644.47	3809.64	17132.27
	Required Recovery Rate (%)	--	20.00	25.00	30.00	35.00	
27 Uttarakhand	Normal Expenditure	240.29	252.31	264.92	278.17	292.08	1327.77
	Grant	0.00	19.00	19.00	19.00	19.00	76.00
	Total NPPE	240.29	271.31	283.92	297.17	311.08	1403.77
	Required Recovery Rate (%)	--	8.30	11.30	14.30	17.30	
28 West Bengal	Normal Expenditure	771.10	809.65	850.14	892.64	937.28	4260.81
	Grant	0.00	74.00	74.00	74.00	74.00	296.00
	Total NPPE	771.10	883.65	924.14	966.64	1011.28	4556.81
	Required Recovery Rate (%)	--	20.00	25.00	30.00	35.00	
TOTAL	Normal Expenditure	12096.74	12701.55	13336.60	14003.49	14703.66	66842.04
	Grant	--	1250.00	1250.00	1250.00	1250.00	5000.00
	Total NPPE	12096.74	13951.55	14586.60	15253.49	15953.66	71842.04

Recovery Rate for Irrigation in 2009-10 (BE)

Sl.No.	State	NPRE	NPRR	Recovery Rate (%)	
A. Special Category States					
1	Arunachal Pradesh	27.97	0.00	0.00	<15%
2	Nagaland	10.42	0.01	0.10	
3	Assam	391.59	0.80	0.20	
4	Meghalaya	13.59	0.06	0.44	
5	Mizoram	1.86	0.01	0.54	
6	Himachal Pradesh	183.96	1.14	0.62	
7	Tripura	27.40	0.32	1.17	
8	Jammu & Kashmir	238.63	4.30	1.80	
9	Uttarakhand	228.85	12.02	5.25	
10	Sikkim	1.78	0.12	6.74	
11	Manipur	49.92	10.56	21.15	15% - 75%
	Total - I	1175.97	29.34	2.49	
B. General Category States					
1	Bihar	813.79	12.08	1.48	<15%
2	Kerala	268.10	8.95	3.34	
3	Punjab	573.97	24.56	4.28	
4	West Bengal	734.38	35.98	4.90	
5	Tamil Nadu	342.57	23.09	6.74	
6	Uttar Pradesh	2210.68	166.81	7.55	
7	Jharkhand	314.56	35.77	11.37	
8	Madhya Pradesh	373.30	69.73	18.68	
9	Karnataka	196.90	42.68	21.68	
10	Haryana	575.92	130.31	22.63	
11	Orissa	349.82	90.07	25.75	15% - 75%
12	Rajasthan	333.51	87.96	26.37	
13	Andhra Pradesh	349.50	93.09	26.64	
14	Goa	34.34	10.94	31.86	>75%
15	Maharashtra	917.23	850.01	92.67	
16	Gujarat	368.16	510.94	138.78	
17	Chhattisgarh	125.58	186.00	148.11	
	Total - II	8882.31	2378.97	26.78	
All-States Average		10058.28	2408.31	23.94	

Conditionalities for the Release of Grants-in-Aid for Water Sector

1. These grants should be spent only on non-salary maintenance items for public MMI and MI irrigation schemes.
2. These grants should be budgeted and spent for meeting the non-plan revenue expenditure only under the heads 2700, 2701 and 2702.
3. Recovery rate for irrigation has been taken as the ratio of NPRR under major heads 700, 701 and 702 to NPRE under major head 2700, 2701 and 2702. The states should fulfil the following criteria in respect of recovery rate for irrigation:
 - a) Special category states should step up recovery rate for irrigation by at least 3 percentage points in 2011-12 over 2009-10 (BE) and then by 3 percentage points in every successive year during the forecast period.
 - b) General category states should meet the following conditions:

Sl. No.	Recovery Rate of States (2009-10 BE)	Required Recovery Rate in 2011-12	Step-up in every Successive Year up to 2014-15
1	0% to 15%	At least 20%	By 5 percentage points
2	Above 15% but less than 75%	At least all-states average or their respective recovery rates in 2009-10 (BE) whichever is higher.	By 5 percentage points
3	75% and above	At least at 2009-10 (BE) level of the respective states.	Should maintain at least 2011-12 level during the remaining forecast period.

4. The grants may be allocated in two equal instalments in a financial year subject to the following conditions for the total of NPRE under MH 2700, 2701 and 2702 and required recovery rate as given in Annex-12.6:

Year	Items
2011-12	a) 2011-12 (BE) should not be less than the projected 'total NPRE' for 2011-12
	b) 2010-11 (RE) should not be less than the projected 'total NPRE' for 2010-11.
2012-13	a) 2012-13 (BE) should not be less than the projected 'total NPRE' for 2012-13
	b) 2011-12 (RE) should not be less than the Normal NPRE for 2011-12 plus grants released in 2011-12 and recovery rate in 2011-12 at required rate or higher.
	c) 2010-11 (Actuals) should not be less than the Normal NPRE for 2010-11.
2013-14	a) 2013-14 (BE) should not be less than the projected 'total NPRE' for 2013-14
	b) 2012-13 (RE) should not be less than the Normal NPRE for 2012-13 plus grants released in 2012-13 and recovery rate in 2012-13 at required rate or higher.
	c) 2011-12 (Actuals) should not be less than the Normal NPRE for 2011-12 plus grants released in 2011-12 and recovery rate in 2011-12 at required rate or higher.
2014-15	a) 2014-15 (BE) should not be less than the projected 'total NPRE' for 2014-15
	b) 2013-14 (RE) should not be less than the Normal NPRE for 2013-14 plus grants released in 2013-14 and recovery rate in 2013-14 at required rate or higher.
	c) 2012-13 (Actuals) should not be less than the Normal NPRE for 2012-13 plus grants released in 2012-13 and recovery rate in 2012-13 at required rate or higher.

5. Grants should be released to only those states in the third year (i.e., 2012-13) which have set up statutory and independent water resources regulatory authority through appropriate legislation and notified all relevant provisions by 31 March 2012. However, this condition will not be applicable to north-eastern states except Assam.

Annex 12.9
(Paras 12.69 and 12.71)

Incentive Grant for UID

S.No.	States/U.Ts	Population Below URP Poverty Line 2004-05	Proposed Grant @ Rs. 100 per capita
		<i>lakhs</i>	<i>Rs. crore</i>
1	Andhra Pradesh	126.1	126.1
2	Arunachal Pradesh	2.0	2.0
3	Assam	55.8	55.8
4	Bihar	369.2	369.2
5	Chhattisgarh	91.0	91.0
6	Goa	2.0	2.0
7	Gujarat	90.7	90.7
8	Haryana	32.1	32.1
9	Himachal Pradesh	6.4	6.4
10	Jammu & Kashmir	5.9	5.9
11	Jharkhand	116.4	116.4
12	Karnataka	138.9	138.9
13	Kerala	49.6	49.6
14	Madhya Pradesh	249.7	249.7
15	Maharashtra	317.4	317.4
16	Manipur	4.0	4.0
17	Meghalaya	4.5	4.5
18	Mizoram	1.2	1.2
19	Nagaland	4.0	4.0
20	Orissa	178.5	178.5
21	Punjab	21.6	21.6
22	Rajasthan	134.9	134.9
23	Sikkim	1.1	1.1
24	Tamil Nadu	145.6	145.6
25	Tripura	6.4	6.4
26	Uttar Pradesh	590.0	590.0
27	Uttarakhand	36.0	36.0
28	West Bengal	208.4	208.4
	All States	2989.1	2989.1

Source: Planning Commission

Formula for Incentive Grants for Reduction of IMR

1. The methodology employed for awarding points to states (and determining incentives) is based on the following premises: (i) initial conditions of all states should be taken due note of; (ii) the improvement (or deterioration) in their performance over their level in the base year (initial condition) should be duly rewarded (or penalised); (iii) states that are above the benchmark level should receive a minimum level of points *plus* additional points for improved performance, if any, during the period under consideration and (iv) the higher the level of performance in the base year over the benchmark, improvement over their base level (initial condition) would be that much harder and should therefore receive 'elevated weightage'.
2. States would be awarded points based on their incremental performance over the base year in relation to (i) their initial condition and (ii) the predetermined standard or benchmark. Initial condition is defined as the (output or outcome or any other indicator) performance level of a state in the base year. Incremental performance is the difference between the performance level in the year of reckoning (terminal year) and the performance level in the base year (initial year).
3. If the performance level of a state is below the benchmark level in the base year and terminal years, it would be awarded points equal to the percentage by which it narrows the gap with the benchmark. Negative performance would earn zero points.
4. If the performance level of a state is below the benchmark level in the base year but higher than the benchmark level in the terminal year, it will receive 100 points *plus* the percentage increase of the performance level in the terminal year over the benchmark level.
5. States whose achievement is higher than the benchmark level in the base year and in the terminal year would be awarded 100 points *plus* the percentage improvement over the base year *multiplied by* the distance of their performance level in the terminal year from the benchmark as a percentage of the benchmark level. Negative performance in relation to the base or initial year but still above the benchmark would earn only 100 points. Negative performance taking a state below the benchmark (i.e. performance in terminal year less than the benchmark level) would result in the state getting zero points.
6. The points earned by states on this basis (which can be termed incentive coefficient) would be aggregated, and each state's points (incentive coefficient) would be calculated as a percentage of this aggregated total, which would be the state's incentive value or incentive percentage. States would then be eligible for incentive grants on the basis of this incentive percentage.
7. To reiterate, this methodology is predicated on the assumption that the higher (or better) the initial condition in relation to the benchmark, incremental improved performance would be that much more difficult to achieve and would, therefore, deserve to be suitably or appropriately rewarded.
8. The rationale is as follows: states that have attained *relatively* higher levels of performance and are at the high end of the 'performance spectrum' would have *comparatively* restricted scope for further percentage improvement over the base year level. The intention is that states that are already at a *relatively* higher level of performance and are to some extent disadvantaged by the restricted scope for incremental percentage improvement should not stand to lose. Hence, their percentage improvement in performance over the base (or initial) year should be suitably weighted to compensate them for this 'inherent disadvantage'. It is, therefore, proposed to weight their performance by the distance of their output/outcome indicator from the median (benchmark) as a percentage of the median (benchmark).
9. For indicators such as Infant Mortality Rate and Poverty Rate there is an inverse relation between the level of the indicator and performance of the state. i.e. a decrease in the indicator will lead to a incentive while an increase will be penalised. The formula incorporates this requirement.

10. The above methodology is reduced to mathematical notation as follows:

x_y^i is the outcome indicator of the i^{th} State in the base year (y)

x_{y+5}^i is the outcome indicator of the i^{th} State after 5 years i.e in the year ($y+5$)

M is the median value of the outcome indicators of all States in the base year (y)

IC_i is the incentive coefficient of the i^{th} State

IV_i is the incentive value or incentive percentage of the i^{th} State

Scenario 1 $x_y^i > M$

Case 1

When $M < x_{y+5}^i < x_y^i$

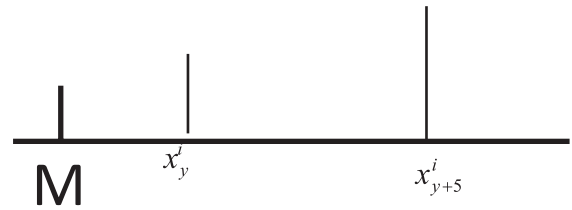
$$IC_i = \frac{(x_y^i - x_{y+5}^i)}{x_y^i - M} * 100$$



Case 2

When $x_{y+5}^i \geq x_y^i$

then $IC_i = 0$



Case 3

When $x_{y+5}^i < M$

$$IC_i = 100 + \frac{(M - x_{y+5}^i)}{M} * 100$$

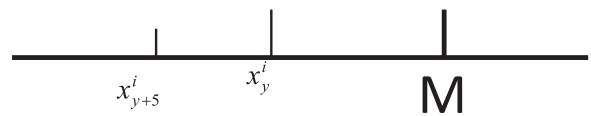


Scenario 2 $x_y^i \leq M$

Case 1

When $x_{y+5}^i < x_y^i$

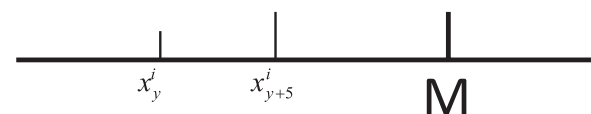
$$IC_i = 100 + \frac{(x_y^i - x_{y+5}^i)}{x_y^i} * 100 * \frac{(M - x_{y+5}^i)}{M} * 100$$



Case 2

When $x_{y+5}^i > x_y^i$ but $x_{y+5}^i < M$

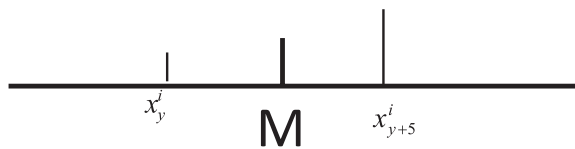
$IC_i = 100$



Case 3

When $x_{y+5}^i > M \geq x_y^i$

$$IC_i = 0$$



Having arrived at the incentive coefficients for all States, the incentive value or incentive percentage is calculated as follows:

$$IV^i = \frac{IC^i}{\sum_i IC^i} * 100 \text{ for } i = 1 \text{ to } n \text{ where } n \text{ is the number of states}$$

Annex 12.11

(Para 12.75)

Simulated Calculations for Change in Infant Mortality Rate

State	2009 SRS	2012 SRS	Incentive Coefficient	Incentive Value (%)
A	36	30	111.76	1.05
B	19	17	626.32	5.86
C	39	35	80.00	0.75
D	42	33	102.94	0.96
E	48	39	64.29	0.60
F	11	12	100.00	0.94
G	35	28	117.65	1.10
H	43	30	111.76	1.05
I	27	25	296.08	2.77
J	37	33	102.94	0.96
K	33	28	367.38	3.44
L	10	8	1629.41	15.24
M	48	38	71.43	0.67
N	23	19	867.26	8.11
O	8	7	1092.65	10.22
P	43	23	132.35	1.24
Q	24	22	394.12	3.69
R	28	21	1055.88	9.87
S	49	40	60.00	0.56
T	33	28	367.38	3.44
U	38	30	111.76	1.05
V	19	17	626.32	5.86
W	49	17.8	147.65	1.38
X	26	20	1050.23	9.82
Y	49	41	53.33	0.50
Z	29	22	951.93	8.90
Median	34			100

Allocation of Grants for Improving Delivery of Justice

Sl. State No	Number of Sanctioned Courts	Number of Judicial Districts	Morning/ Evening Courts	Lok Adalat and Legal Aid	Training of Judicial Officers	Training of Public Prosecutors	Heritage Court Buildings	State Judicial Academy	ADR Centres	Court Managers	Total
											<i>Rs. crore</i>
1 Andhra Pradesh	926	23	145.18	17.42	14.52	8.71	26.13	15.00	31.25	12.50	270.71
2 Arunachal Pradesh	339	0	53.15	6.38	5.31	3.19	9.57		0.00	0.00	77.60
3 Assam	289	21	45.31	5.44	4.53	2.72	8.16	15.00	28.53	11.41	121.10
4 Bihar	1367	30	214.32	25.72	21.43	12.86	38.58	15.00	40.76	16.30	384.97
5 Chhattisgarh	348	16	54.56	6.55	5.46	3.27	9.82	15.00	21.74	8.70	125.09
6 Goa	49	2	7.68	0.92	0.77	0.46	1.38		2.72	1.09	15.02
7 Gujarat	1028	26	161.17	19.34	16.12	9.67	29.01	15.00	35.33	14.13	299.76
8 Haryana	393	18	61.61	7.39	6.16	3.70	11.09		24.46	9.78	124.20
9 Himachal Pradesh	126	11	19.75	2.37	1.98	1.19	3.56	15.00	14.95	5.98	64.77
10 Jammu & Kashmir	208	22	32.61	3.91	3.26	1.96	5.87	15.00	29.89	11.96	104.46
11 Jharkhand	527	22	82.62	9.91	8.26	4.96	14.87	15.00	29.89	11.96	177.48
12 Karnataka	872	29	136.71	16.41	13.67	8.20	24.61	15.00	39.40	15.76	269.76
13 Kerala	430	14	67.42	8.09	6.74	4.04	12.13	15.00	19.02	7.61	140.06
14 Madhya Pradesh	1307	49	204.91	24.59	20.49	12.29	36.88	15.00	66.58	26.63	407.38
15 Maharashtra	1898	49	297.57	35.71	29.76	17.85	53.56	15.00	66.58	26.63	542.65
16 Manipur	34	2	5.33	0.64	0.53	0.32	0.96		2.72	1.09	11.59
17 Meghalaya	10	1	1.57	0.19	0.16	0.09	0.28		1.36	0.54	4.19
18 Mizoram	40	2	6.27	0.75	0.63	0.38	1.13		2.72	1.09	12.96
19 Nagaland	27	0	4.23	0.51	0.42	0.25	0.76		0.00	0.00	6.18
20 Orissa	531	30	83.25	9.99	8.32	4.99	14.98	15.00	40.76	16.30	193.61
21 Punjab	346	14	54.25	6.51	5.42	3.25	9.76	15.00	19.02	7.61	120.83
22 Rajasthan	825	34	129.34	15.52	12.93	7.76	23.28	15.00	46.20	18.48	268.51
23 Sikkim	13	2	2.04	0.24	0.20	0.12	0.37	15.00	2.72	1.09	21.78
24 Tamil Nadu	788	30	123.54	14.83	12.35	7.41	22.24	15.00	40.76	16.30	252.44
25 Tripura	80	3	12.54	1.51	1.25	0.75	2.26		4.08	1.63	24.02
26 Uttar Pradesh	2174	70	340.84	40.90	34.08	20.45	61.35	15.00	95.11	38.04	645.78
27 Uttarakhand	273	13	42.80	5.14	4.28	2.57	7.70	15.00	17.66	7.07	102.22
28 West Bengal	698	19	109.43	13.13	10.94	6.57	19.70	15.00	25.82	10.33	210.91
All States	15946	552	2500.00	300.00	250.00	150.00	450.00	300.00	750.00	300.00	5000.00

Concept Note and Guidelines for Setting Up of the Centre for Innovations in Public Systems (CIPS)

Introduction

The responses to the Finance Commission's queries on innovation practices received from various State Governments were analysed.

Some of the innovations or better practices introduced in recent years by some states include:

- i) Distribution of one lakh bulletins in different languages on Right to Information to create widespread awareness among common people, with a particular thrust on creating awareness among the students.
- ii) Amendment of the prevention of corruption Act to provide for attachment of the properties of indicted people resulting in a strong message to bureaucracy.
- iii) Involvement of, and licensing to private surveyors to update land records and facilitating speedy issue of computerised copies of records of ownership to farmers at very low cost.
- iv) Establishment of legal aid clinics, facilitating the provision of free legal aid to citizens. Further, establishment of a dedicated Lok Adalat for redressal of grievances or disputes relating to public utility services.
- v) Launch of an initiative to encourage innovations by public officials using available resources in a time-bound manner.
- vi) Development of a new land use policy for checking shifting cultivation.
- vii) Communitisation of management of education, health and power services.
- viii) Delegation of powers for issue of driving licenses to private sector.

The review of data received from various states about innovations, attempts for business process of re-engineering and incentives for innovations also reveals that there is no dearth of ideas being tried in different states for improving the quality of governance. However, there are a few areas that need systematic attention:

- i) There is not enough effort to isolate the conceptual and operational lessons from different experiments and successful policies across the state.
- ii) There is no data base on innovative best practices in different sectors and at different levels in the state.
- iii) Cross-fertilisation of ideas is not taking place at a sufficient rate and scale.
- iv) Many good ideas attempted once are aborted, and given short public memory, are not recalled very often.
- v) Incentives for innovations in public systems are not enough and sufficient visibility is not given to change agents.
- vi) The systems of training and education in various public administration institutions have not incorporated the lessons of various innovations adequately and systematically.
- vii) The need for synergy between public, private and civil society organisations is being realised almost all over the country, but sufficient mechanisms for achieving this synergy do not exist.
- viii) Sufficient attention is not being paid to build leadership that spots innovations, sustains them, and where necessary, spawns new innovations.

In the light of the above, a Centre for Innovations in Public Systems (CIPS) is proposed to catalyse innovative changes in both the culture as well as structure of governance in various states. The Centre would address the various gaps

identified above and contribute towards sustainable outcomes in meeting rising social aspirations. The Centre would also provide assistance to the State Governments in developing policies for promoting an innovative culture for transforming creative ideas into sustainable practices at the local level.

The following sections set out its proposed mission and objectives, functions, its location, governance processes and other aspects related to its establishment.

CIPS: Mission & Objectives

The mission of the Centre for Innovations and Good Practices in Public Systems (CIPS) is to help create a climate and nurture a culture for accelerating and diffusing innovation in public systems.

The objectives of setting up CIPS as an autonomous body are to:

- i) Identify, recognise and promote innovations in public systems in the area of management of people, process (cost and quality), systems (technology) and services, across various states to improve the well-being of the common people.
- ii) Catalyse and trigger lateral learning for initiating action research projects, macro level changes and innovations in the policies and practices across states.
- iii) Provide a range of learning opportunities and services to various stakeholders for building capacity through training programmes, conferences, seminars, surveys, publications and development of a national catalogue/database of innovations in public systems for improving public services.
- iv) Facilitate sharing of international experiences and exposure to best practices in governance of public systems.

Functions of CIPS

The functions of the Centre are to:

- i) Scout, scan and track different innovations at the state as well as at the national level that have positively impacted public service delivery, increased efficiency and led to cost reduction.
- ii) Create a public domain inventory of innovations in public systems, government departments for the purpose of knowledge management and diffusion of innovations.
- iii) Facilitate emergence of eco-systems that are hospitable to cost-effective innovative ideas, provide empowerment and freedom, and encourage risk-taking experiments for promoting innovations.
- iv) Act as a platform for sharing and disseminating knowledge of new ventures and best practices in administration.
- v) Help in developing policies for incentives (reward & recognition) to accelerate the process of innovation and cross-fertilization of ideas for opening up new lines of inquiry for sustainable change and transformation in public systems.
- vi) Design relevant training programmes in partnership with the State Governments for developing an innovative mindset for creating new solutions on an ongoing basis.
- vii) Facilitate pursuit of diagnostic studies to identify possible barriers that block innovation and also factors that facilitate innovations in public systems.
- viii) Facilitate provision of social venture capital/innovation promotion fund and crucial balancing investment for new ideas and last mile investments in the administration.
- ix) Organise annual retreats of top leaders (chief ministers, ministers, principal secretaries, secretaries, etc.) in a conducive setting for encouraging constructive debate, introspection and reflection for developing inclusive policy solutions and operational mechanisms. This will also help in building leadership traits that facilitate learning from below, around and from people at the grassroot level.

- x) Honour outstanding innovations in public systems through a scheme of annual awards so as to incentivise the innovators in public systems/state departments.
- xi) Develop a body of knowledge including research based case studies, comparative analyses of innovations and experience of their diffusion within and across the states using multimedia and multi-language learning materials for becoming more innovative in the delivery of public services.

CIPS: Its Location at ASCI

The Centre for Innovations in Public Systems (CIPS) will be located at the Administrative Staff College of India (ASCI), Hyderabad, an autonomous institution, established under the initiative of government and industry in 1956. The college has a record of promoting good practice and innovations in public administration. ASCI has also been involved in supporting the Department of Administrative Reforms and the Prime Minister's Office in recognising innovative change agents in public systems.

CIPS: Governance Structure

The governance arrangements for CIPS, which will be located in ASCI, would be as under:

(a) The Advisory Council

An Advisory Council for CIPS will be formed, comprising:

- i) Chief secretaries of all the states or Union Territories.
- ii) Three representatives of the Union Government, viz. the Finance Secretary, Secretary (Personnel), and Secretary (Administrative Reforms).
- iii) Director of the Lal Bahadur Shastri Academy of National Administration.
- iv) Chairman, National Innovation Foundation.
- v) Four independent experts known for their contribution to the field of innovation, to be nominated by the Director-General of ASCI.
- vi) Director of CIPS, who will act as the Convener/Secretary.

The Advisory Council may be chaired by the Chief Secretary, Andhra Pradesh State Government, who is also a member of the Court of Governors of ASCI or a person nominated by the Chairman of ASCI Court of Governors.

The Advisory Council will:

- i) Comment and make suggestions on the Center's work programme and monitor its implementation
- ii) Review and comment upon the annual budget of the CIPS and receive an audit report
- iii) Meet twice a year in Hyderabad, subject to a minimum quorum of 25 per cent of its membership

(b) Steering Committee

A Steering Committee will be established to provide space for the representation of the insights of State Governments in giving shape and driving the work programme of the Centre. The Committee will be headed by the Director-General of ASCI. The other members of the Steering Committee will be:

- i) Two chief secretaries to the government or their nominees as invited by the Chairman of the Court of Governors of ASCI (or nominated by the Advisory Council) to serve for one year each, on a rotating basis.
- ii) Director of the Lal Bahadur Sastri Academy of National Administration.
- iii) Two of the four independent nominees represented on the Advisory Council, as invited by the Director-General of ASCI.
- iv) The Director of CIPS (Convener/Secretary), to be appointed by ASCI

The Steering Committee will meet every quarter, with a quorum of one-third of its membership. It will report to the Advisory Council of CIPS and, through it, to the Court of Governors of ASCI, on its work programme twice a year.

Financing

- i) On the basis of Finance Commission grant, a one-time grant of Rs. 20 crore will be vested with ASCI through the government of Andhra Pradesh during 2010-11.
- ii) The funds will be held and managed by ASCI and will be subject to the auditing procedures that apply to ASCI's funding and activities.
- iii) CIPS can generate further funding from other sources, including State Governments, private sector and other funding agencies, such as multilateral and bilateral agencies like the United Nations (UN), World Bank, Asian Development Bank (ADB) and Department for International Development (DfID), subject to the condition that neither the objectives of the CIPS nor its governance structure will be diluted in any manner whatsoever.

Operational Issues

The grant provided by the Thirteenth Finance Commission will not be applied, either wholly or partially, for the purchase of land or for the construction or purchase of buildings. Any moveable assets such as furniture, computers, books, etc., will become the property of ASCI if the mandate of CIPS concludes at the end of five years.

The audit framework in place for ASCI will be made applicable to CIPS and the accounts of CIPS will be audited annually. The audit report will be placed annually before the Advisory Council of CIPS, which will, in turn, forward it to the Court of Governors of ASCI for its approval.

Staff and Establishment of CIPS

The Centre will work on the principle of a core plus project based staff, with the complement of administrative and clerical staff kept to the minimum. As the funding is guaranteed for a period of five years, no staff earmarked on a whole time basis for CIPS will be recruited for a tenure longer than five years.

Unless specified otherwise, the staff rules and regulations governing ASCI, will apply to CIPS.

For any administration, faculty and other services, such as the use of the infrastructure rendered by ASCI, an appropriate charge, as proposed by the Executive Council of CIPS and approved by the Standing Committee of Governors of ASCI, will be made on the budget of CIPS.

The Director-General of ASCI will be responsible for the good functioning of CIPS within the framework of ASCI's larger governance processes and the specific mandate of CIPS.

Report to the Fourteenth Finance Commission

On 31 March 2014, the Steering Committee will, in discussion with the Advisory Council and with the approval of the Court of Governors of ASCI, furnish to the Fourteenth Finance Commission a review of all the work CIPS has undertaken, including the work undertaken using the grant provided by the Thirteenth Finance Commission.

**State-wise Grants for District Innovation Fund and for Improving District
and State Statistical Systems**

S.No.	Name of State	No. of Districts	Grant for District Innovation Fund (Rs. crore)	Grant for Improving District and State Statistical Systems (Rs. crore)
1	Andhra Pradesh	23	23	23
2	Arunachal Pradesh	16	16	16
3	Assam	27	27	27
4	Bihar	38	38	38
5	Chhattisgarh	18	18	18
6	Goa	2	2	2
7	Gujarat	26	26	26
8	Haryana	21	21	21
9	Himachal Pradesh	12	12	12
10	Jammu and Kashmir	22	22	22
11	Jharkhand	24	24	24
12	Karnataka	29	29	29
13	Kerala	14	14	14
14	Madhya Pradesh	50	50	50
15	Maharashtra	35	35	35
16	Manipur	9	9	9
17	Meghalaya	7	7	7
18	Mizoram	8	8	8
19	Nagaland	11	11	11
20	Orissa	30	30	30
21	Punjab	20	20	20
22	Rajasthan	33	33	33
23	Sikkim	4	4	4
24	Tamil Nadu	31	31	31
25	Tripura	4	4	4
26	Uttar Pradesh	70	70	70
27	Uttarakhand	13	13	13
28	West Bengal	19	19	19
	Total 28 States	616	616	616

Template for Employee Data base Format

1. Employee Code
2. Full Name (Employee/Officer) (In Hindi)/(In English)
3. Father/Husband Name
4. Gender
5. Date of Birth
6. Date of Appointment
7. Name of Post/Designation at First Appointment
8. Current Post/Designation
9. Scale of Current Post/Designation
10. Permanent/Temporary Employee
11. Date of Salary Increment in the current Pay Scale
12. Entitlement to Pension (Defined Benefit/NPS/None of the two)
13. Name of the Bank in which Salary Account is Opened
14. Bank Account Number
15. GPF/ NPS Account Number
16. DDO Code
17. Emoluments on which Payment is to be Made Directly from the Treasury
 - a) Basic Pay
 - b) Personal/Special Pay (if counted for pension purposes)
 - c) Non-practice Allowance (NPA)
 - d) Dearness Allowance & Dearness Pay
 - e) Total Salary (including allowances)

Annex 12.16

(Para 12.114)

Grants-in-Aid for Maintenance of Roads and Bridges

(Rs. crore)

Sl. No.	State	2011-12	2012-13	2013-14	2014-15	2011-15
1	Andhra Pradesh	217	234	253	277	981
2	Arunachal Pradesh	35	38	42	47	162
3	Assam	67	75	88	106	336
4	Bihar	94	105	119	146	464
5	Chhattisgarh	69	83	96	114	362
6	Goa	9	10	10	11	40
7	Gujarat	287	304	324	346	1261
8	Haryana	58	63	70	76	267
9	Himachal Pradesh	89	102	115	130	436
10	Jammu & Kashmir	29	31	35	45	140
11	Jharkhand	75	79	84	96	334
12	Karnataka	367	391	418	449	1625
13	Kerala	220	232	244	257	953
14	Madhya Pradesh	194	222	263	307	986
15	Maharashtra	470	504	545	584	2103
16	Manipur	22	24	26	28	100
17	Meghalaya	23	24	26	28	101
18	Mizoram	19	21	23	26	89
19	Nagaland	34	38	42	45	159
20	Orissa	224	242	265	291	1022
21	Punjab	138	148	158	168	612
22	Rajasthan	303	353	409	444	1509
23	Sikkim	14	15	18	21	68
24	Tamil Nadu	428	453	478	506	1865
25	Tripura	26	28	31	37	122
26	Uttar Pradesh	630	674	732	795	2831
27	Uttarakhand	71	78	86	94	329
28	West Bengal	147	160	175	191	673
	Total	4359	4731	5175	5665	19930

**Projections for Non-plan Revenue Expenditure under Roads and Bridges
(Major Head 3054)**

(Rs. crore)

Sl. No.	State	2010-11	2011-12	2012-13	2013-14	2014-15
1	Andhra Pradesh	1115.20	1170.96	1229.50	1290.98	1355.53
2	Arunachal Pradesh	20.46	21.89	23.42	25.06	26.82
3	Assam	492.14	526.59	563.45	602.89	645.09
4	Bihar	466.37	489.68	514.17	539.88	566.87
5	Chhattisgarh	346.58	363.91	382.11	401.21	421.28
6	Goa	109.69	115.18	120.94	126.98	133.33
7	Gujarat	557.52	585.39	614.66	645.39	677.66
8	Haryana	416.00	436.80	458.64	481.57	505.65
9	Himachal Pradesh	590.11	619.62	650.60	683.13	717.28
10	Jammu & Kashmir	48.81	52.23	55.89	59.80	63.98
11	Jharkhand	119.72	128.10	137.07	146.66	156.93
12	Karnataka	303.70	318.89	334.83	351.57	369.15
13	Kerala	574.12	602.83	632.97	664.62	697.85
14	Madhya Pradesh	429.79	451.27	473.84	497.53	522.41
15	Maharashtra	1601.16	1681.22	1765.28	1853.54	1946.22
16	Manipur	78.65	84.15	90.04	96.35	103.09
17	Meghalaya	73.85	79.02	84.55	90.47	96.80
18	Mizoram	32.56	34.84	37.28	39.89	42.68
19	Nagaland	53.94	57.72	61.76	66.08	70.71
20	Orissa	506.04	531.34	557.91	585.80	615.09
21	Punjab	135.63	142.41	149.53	157.01	164.86
22	Rajasthan	231.47	243.05	255.20	267.96	281.36
23	Sikkim	28.60	30.60	32.75	35.04	37.49
24	Tamil Nadu	605.04	635.29	667.06	700.41	735.43
25	Tripura	90.95	97.32	104.13	111.42	119.22
26	Uttar Pradesh	757.25	795.11	834.87	876.61	920.44
27	Uttarakhand	88.81	95.03	101.68	108.80	116.41
28	West Bengal	241.67	253.75	266.44	279.76	293.75
Total		10115.83	10644.19	11200.55	11786.41	12403.38

Preconditions for Release :

Year	Condition
2011-12	(a) 2011-12 (BE) net of grants should not be less than the projected NPPE for 2011-12 (b) 2010-11 (RE) net of grants should not be less than the projected NPPE for 2010-11.
2012-13	(a) 2012-13 (BE) net of grants should not be less than the projected NPPE for 2012-13 (b) 2011-12 (RE) net of grants should not be less than the projected NPPE for 2011-12 (c) 2010-11 (Actuals) net of grants should not be less than the projected NPPE for 2010-11
2013-14	(a) 2013-14 (BE) net of grants should not be less than the projected NPPE for 2013-14 (b) 2012-13 (RE) net of grants should not be less than the projected NPPE for 2012-13 (c) 2011-12 (Actuals) net of grants should not be less than the projected NPPE for 2011-12
2014-15	(a) 2014-15 (BE) net of grants should not be less than the projected NPPE for 2014-15 (b) 2013-14 (RE) net of grants should not be less than the projected NPPE for 2013-14 (c) 2012-13 (Actuals) net of grants should not be less than the projected NPPE for 2012-13